



US00D883680S

(12) **United States Design Patent** (10) **Patent No.:** **US D883,680 S**  
**Sugita et al.** (45) **Date of Patent:** **\*\* May 12, 2020**

(54) **HANGER**  
(71) Applicant: **TAYA CO., LTD.**, Tokyo (JP)  
(72) Inventors: **Haruo Sugita**, Matsudo (JP); **Kiyoshi Sugita**, Noda (JP); **Yuichi Komata**, Misato (JP)

3,276,645 A 10/1966 Buzzelli  
D436,257 S \* 1/2001 Glatterman ..... D6/318  
D586,130 S \* 2/2009 Howard ..... D6/318  
D604,517 S 11/2009 Scott et al.  
9,326,629 B2 5/2016 Elstein  
(Continued)

(73) Assignee: **TAYA CO., LTD.**, Edogawa-Ku, Tokyo (JP)  
(\*\*) Term: **15 Years**

OTHER PUBLICATIONS  
USPTO, Office Action (Ex Parte Quayle Action) in Design U.S. Appl. No. 35/506,266, dated Oct. 25, 2019.

(21) Appl. No.: **35/506,264**

Primary Examiner — Mary Ann Calabrese  
(74) Attorney, Agent, or Firm — Leydig, Voit & Mayer, Ltd

(22) Filed: **Jun. 28, 2018**

(57) **CLAIM**

(80) **Hague Agreement Data**

The ornamental design for a hanger, as shown and described.

Int. Filing Date: **Jun. 28, 2018**  
Int. Reg. No.: **DM/103225**  
Int. Reg. Date: **Jun. 28, 2018**  
Int. Reg. Pub. Date: **Dec. 28, 2018**

**DESCRIPTION**

(51) **LOC (12) Cl.** ..... **06-08**

(52) **U.S. Cl.**  
USPC ..... **D6/328**

(58) **Field of Classification Search**  
USPC ..... D6/315, 317–319, 328  
CPC .... A47G 25/00; A47G 25/14; A47G 25/1442;  
A47G 25/1478; A47G 25/16; A47G  
25/20; A47G 25/24; A47G 25/26; A47G  
25/28; A47G 25/30  
See application file for complete search history.

1. Hanger  
1.1 : Front  
1.2 : Rear view  
1.3 : Top plan view  
1.4 : Bottom  
1.5 : Right side view  
1.6 : Left side view  
1.7 : Perspective  
1.8 : Cross-sectional view 1  
1.9 : Cross-sectional view 2  
1.10: Enlarged front detail  
Reproduction 1.8 is cross-sectional view taken along line 1.8-1.8 shown in reproduction 1.1. Reproduction 1.9 is a cross-sectional view taken along line 1.9-1.9 shown in reproduction 1.1. Reproduction 1.10 is an enlarged front detailed view of the right front corner of the hanger showing the location of the boundary of the claimed design.

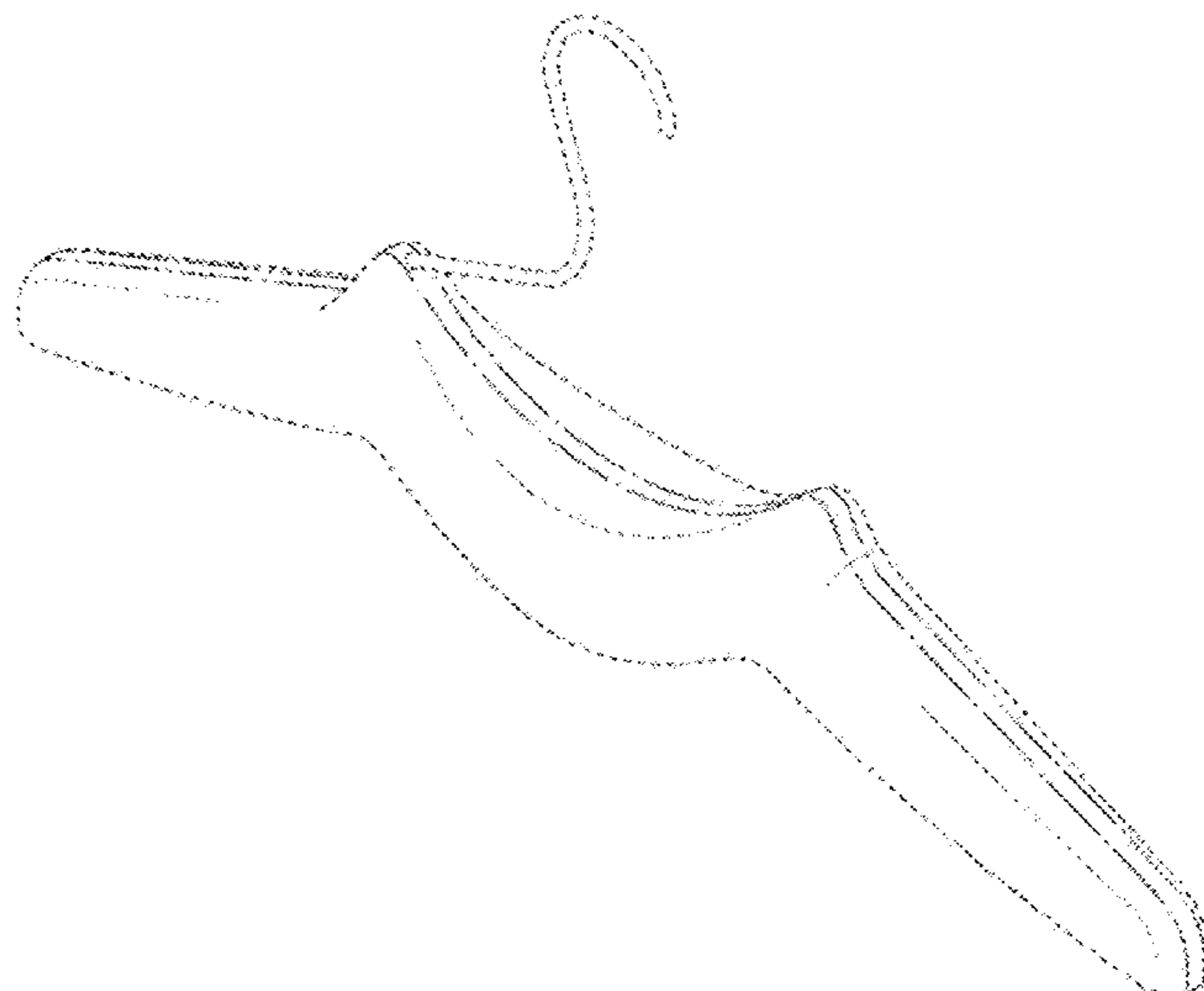
(56) **References Cited**

U.S. PATENT DOCUMENTS

D35,527 S 12/1901 Hough  
1,184,700 A 5/1916 McCallum  
1,379,105 A 5/1921 Kelley  
1,641,680 A \* 9/1927 Kaufman ..... A47G 25/28  
223/88  
D174,166 S 3/1955 D'Ath

The even dash broken lines show portions of the hanger that form no part of the claimed design. The alternating long dash, short dash broken lines represent the boundaries of the claim and form no part thereof.

**1 Claim, 10 Drawing Sheets**



(56)

**References Cited**

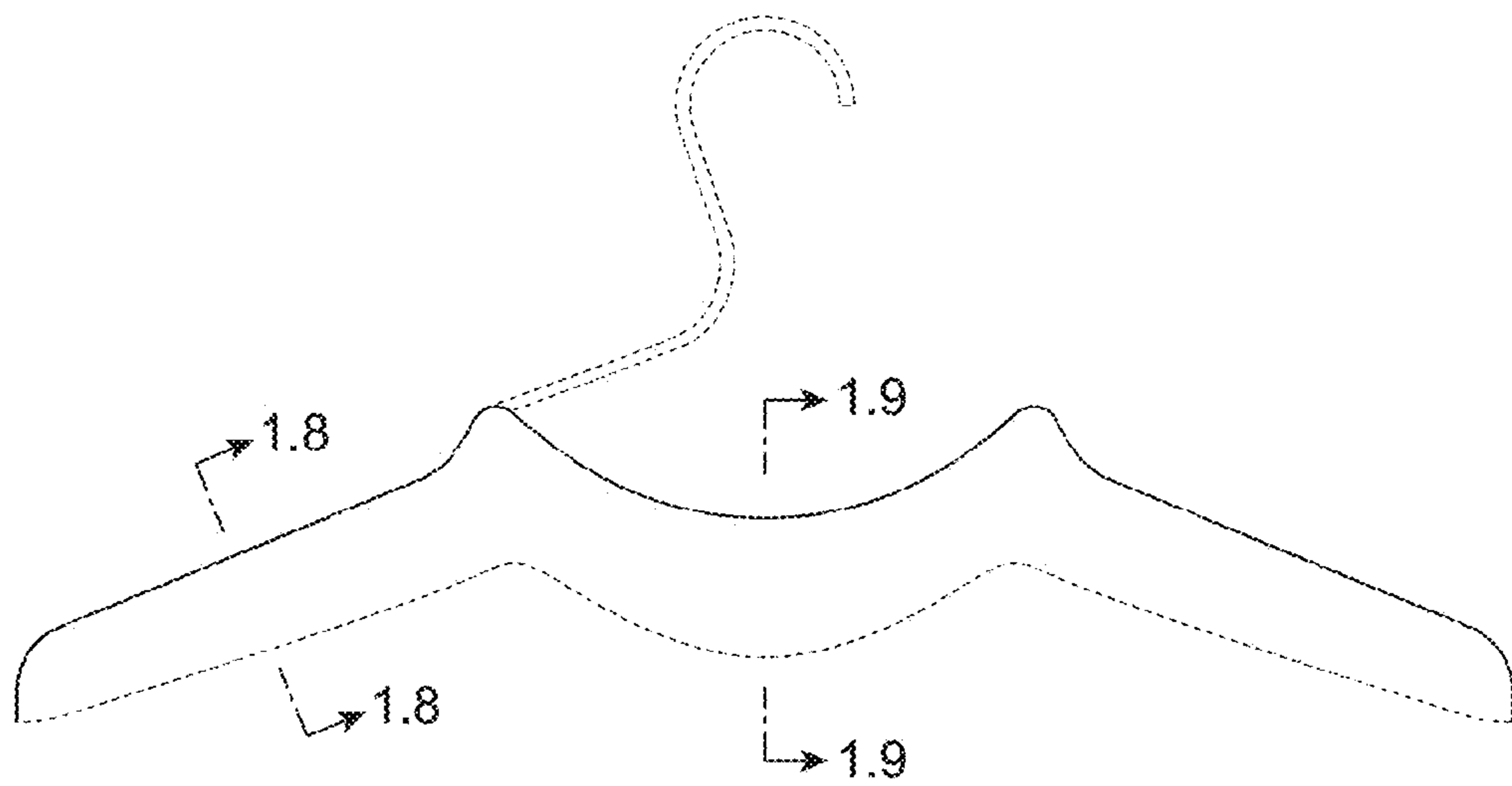
U.S. PATENT DOCUMENTS

D861,357 S \* 10/2019 Clark ..... A47G 25/28  
D6/318

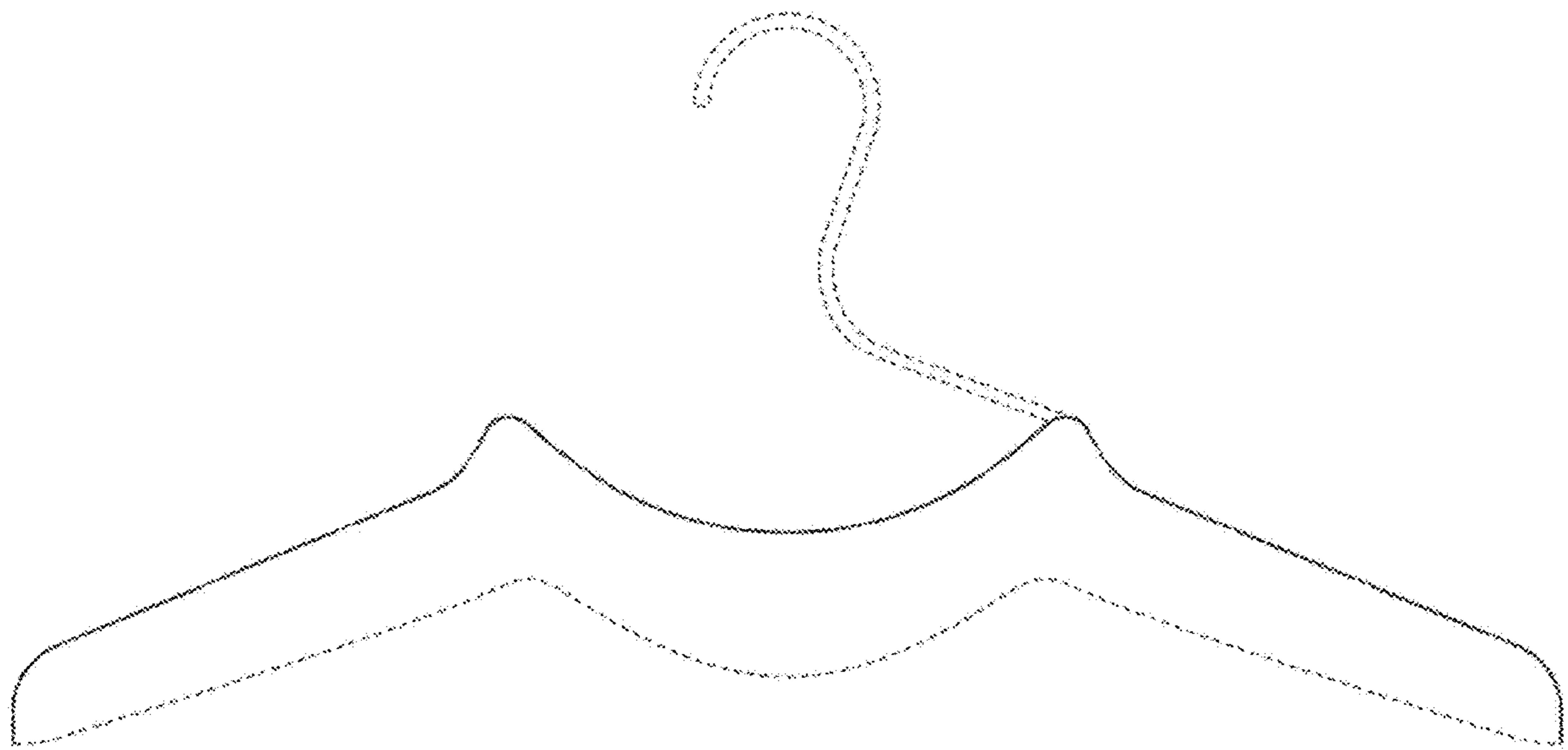
D862,094 S 10/2019 Frushtick

\* cited by examiner


1.1




1.2



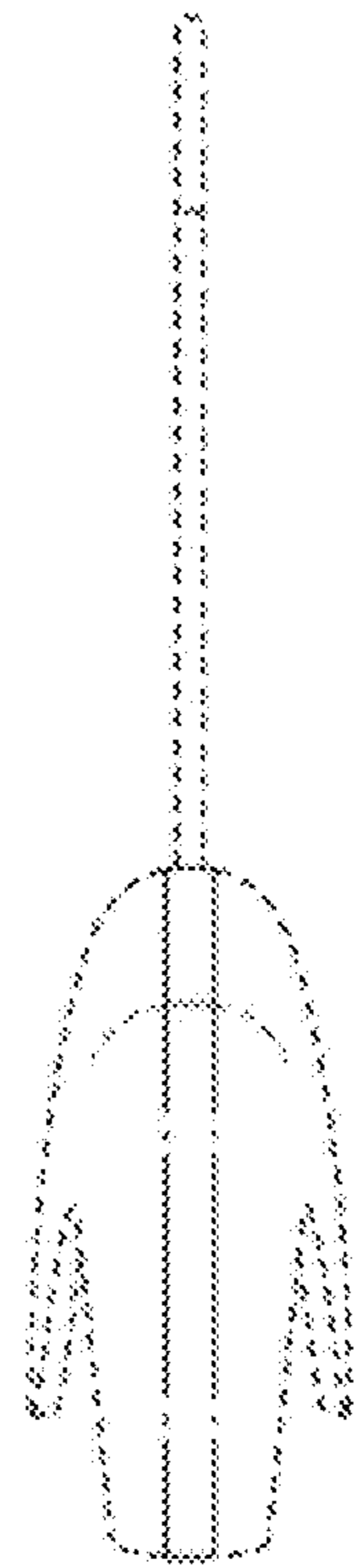
1.3



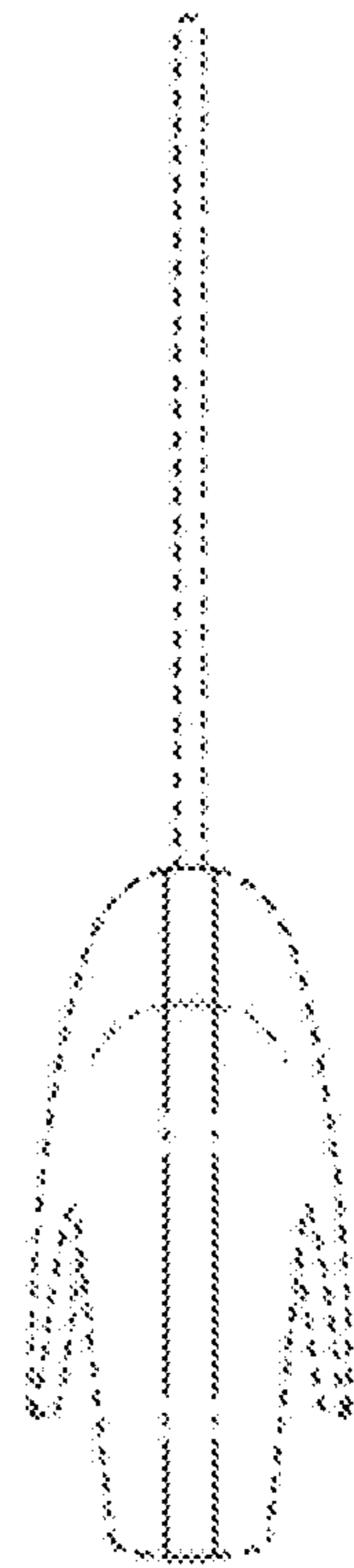
1.4



1.5

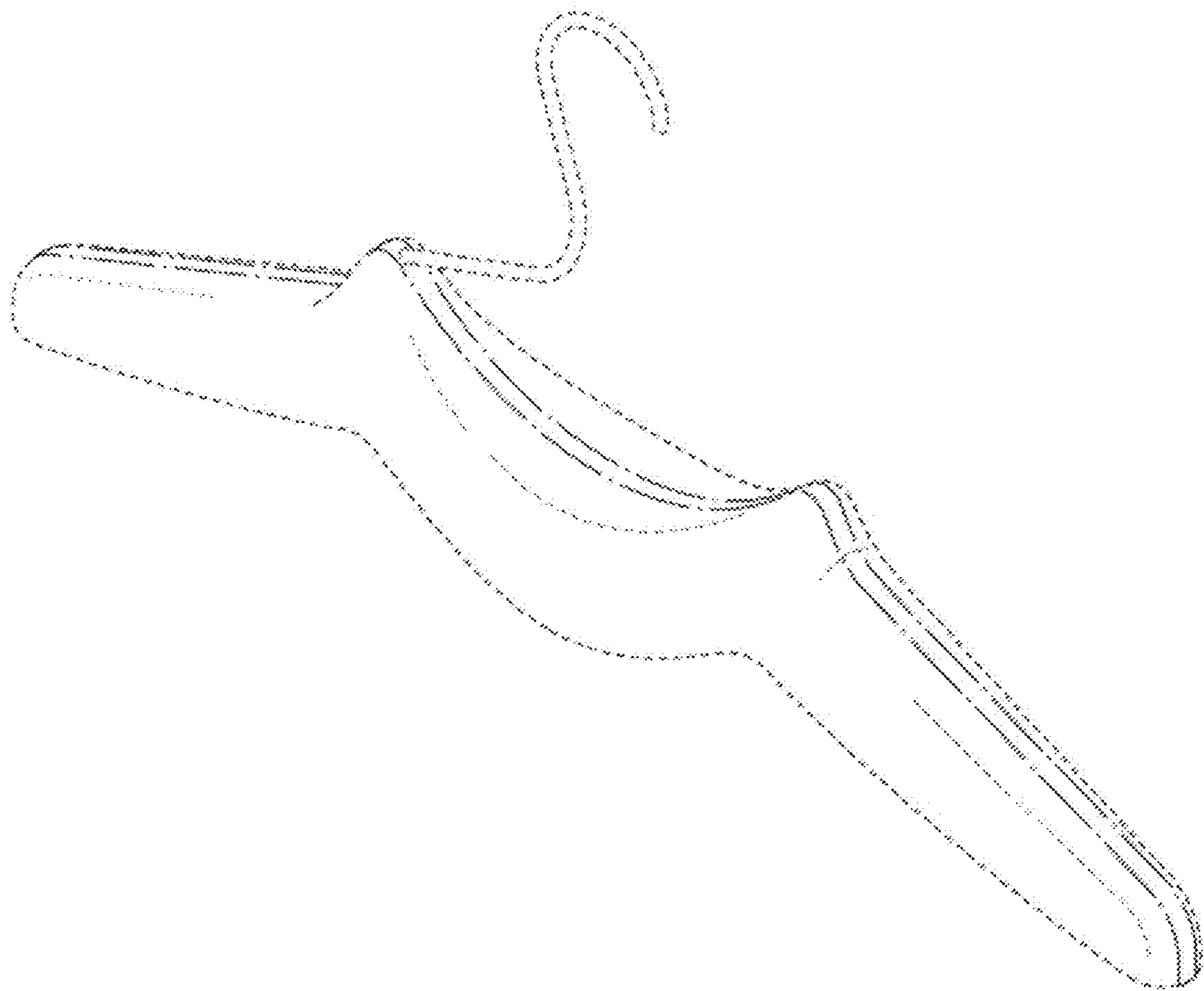


1.6





1.7



1.8



1.9



1.10

