



US00D883673S

(12) **United States Design Patent**
Reid

(10) **Patent No.:** **US D883,673 S**

(45) **Date of Patent:** **** May 12, 2020**

(54) **SHOULDER STRAP FOR A BABY CARRIER**

Primary Examiner — Holly H Baynham

(71) Applicant: **Lisa Reid**, Portola Valley, CA (US)

(72) Inventor: **Lisa Reid**, Portola Valley, CA (US)

(**) Term: **15 Years**

(21) Appl. No.: **29/671,139**

(22) Filed: **Nov. 23, 2018**

(51) **LOC (12) Cl.** **03-01**

(52) **U.S. Cl.**
USPC **D3/318**

(58) **Field of Classification Search**
USPC D3/213, 318
CPC A45C 13/30; A45F 5/14
See application file for complete search history.

(56) **References Cited**

U.S. PATENT DOCUMENTS

D386,310 S *	11/1997	Smith	D3/327
D570,603 S *	6/2008	Wu	D3/327
D789,093 S *	6/2017	Kinsky	D3/327
D796,185 S *	9/2017	Masten	D3/213
D835,902 S *	12/2018	Young	D3/214
D848,744 S *	5/2019	Axelbaum	D3/327
D859,842 S *	9/2019	Frank	D3/327
D861,350 S *	10/2019	Frank	D3/327

* cited by examiner

(57) **CLAIM**

The ornamental design for a shoulder strap for a baby carrier, as shown and described.

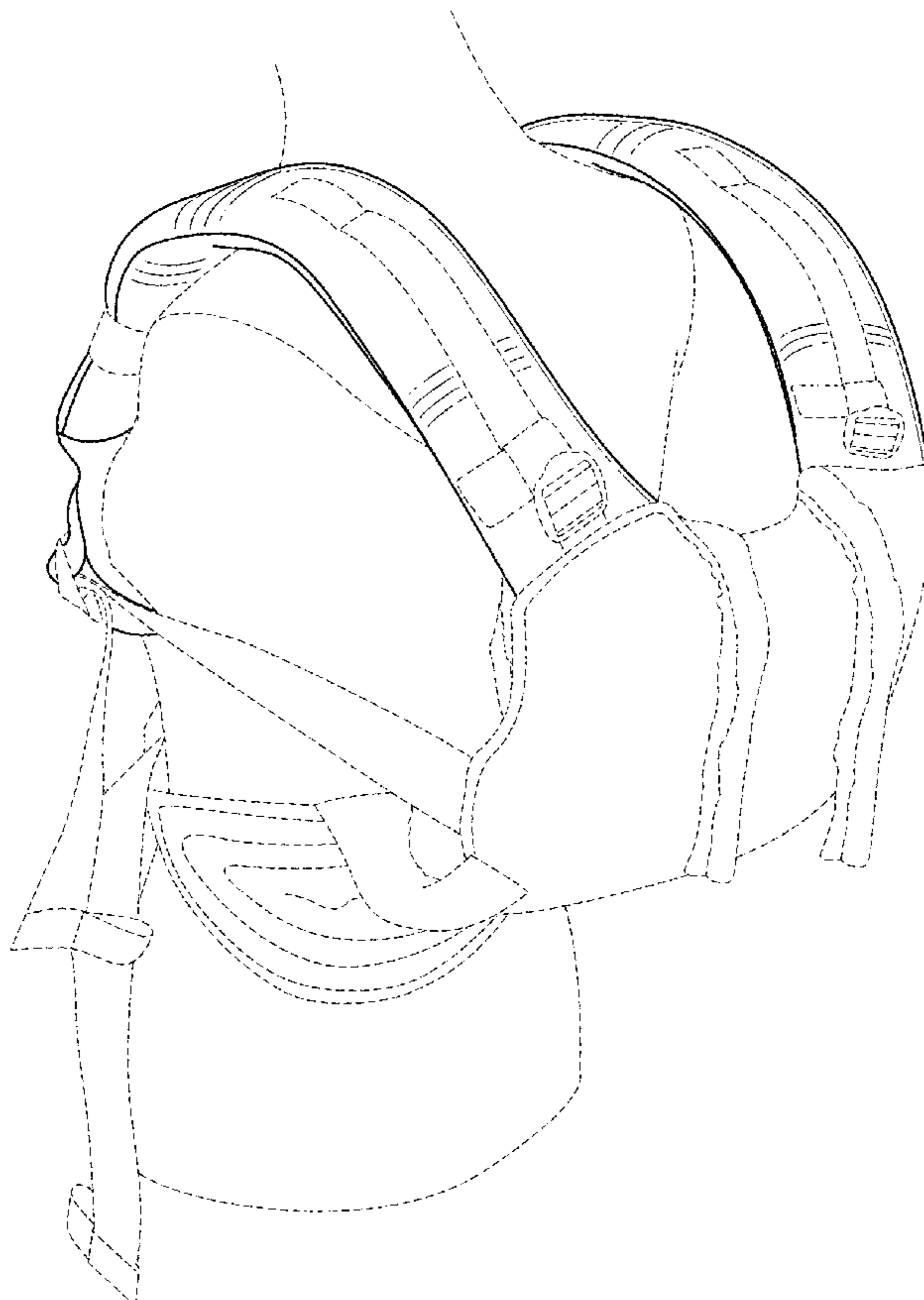
DESCRIPTION

FIG. 1 is a front perspective view of a shoulder strap for a baby carrier in use, showing my new design;
FIG. 2 is a front view of the shoulder strap for a baby carrier;
FIG. 3 is a rear view of the shoulder strap for a baby carrier;
FIG. 4 is a right side view of the shoulder strap for a baby carrier;
FIG. 5 is a left side view of the shoulder strap for a baby carrier;
FIG. 6 is a top view of the shoulder strap for a baby carrier;
and,
FIG. 7 is a bottom view of the shoulder strap for a baby carrier.

The ornamental design which is claimed is shown in solid lines in the drawings. Any broken lines in the drawings are for illustrative purposes only and form no part of the claimed design.

The broken lines showing the baby carrier are for the purposes of illustrating environment and form no part of the claimed design.

1 Claim, 5 Drawing Sheets



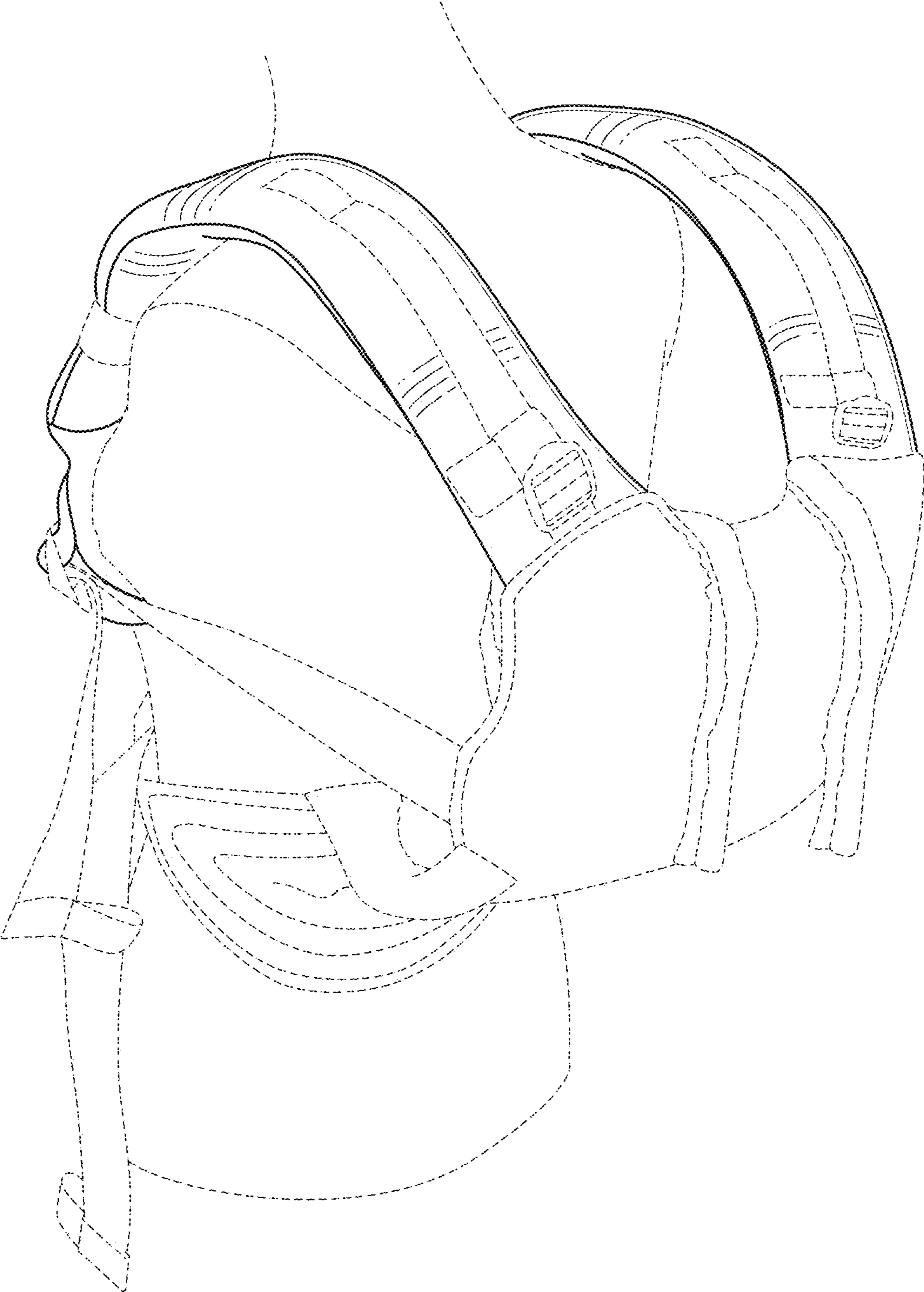


FIG. 1

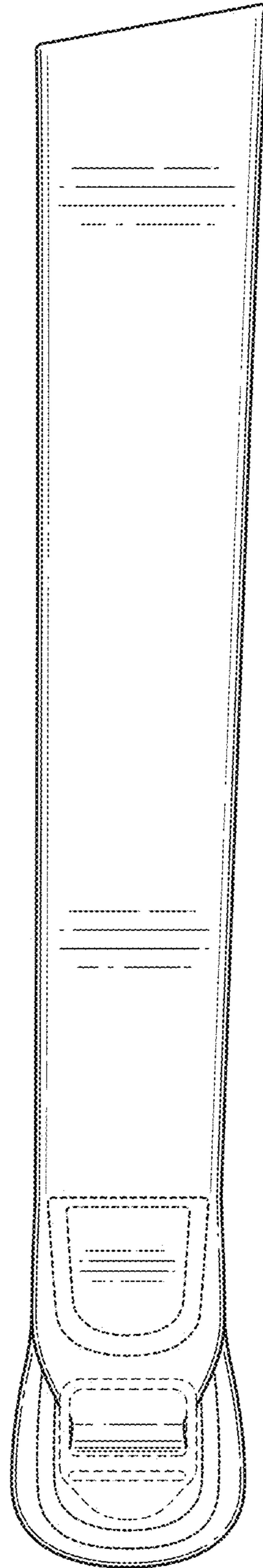


FIG. 2

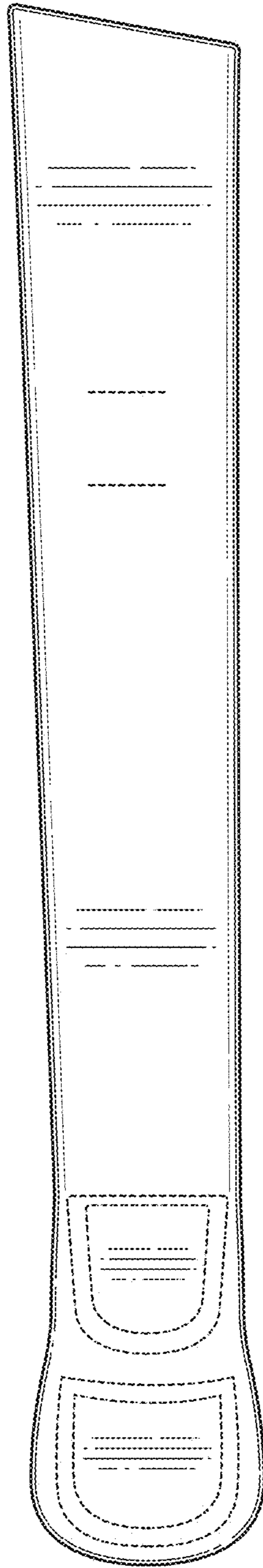


FIG. 3

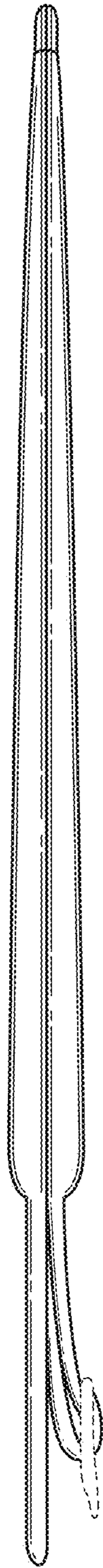


FIG. 4

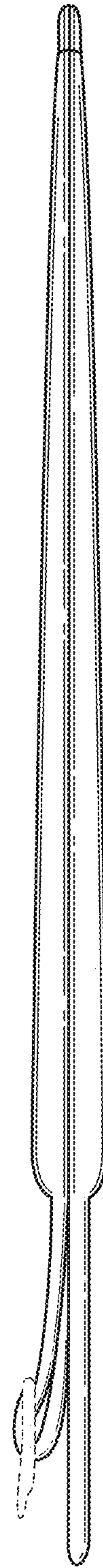


FIG. 5

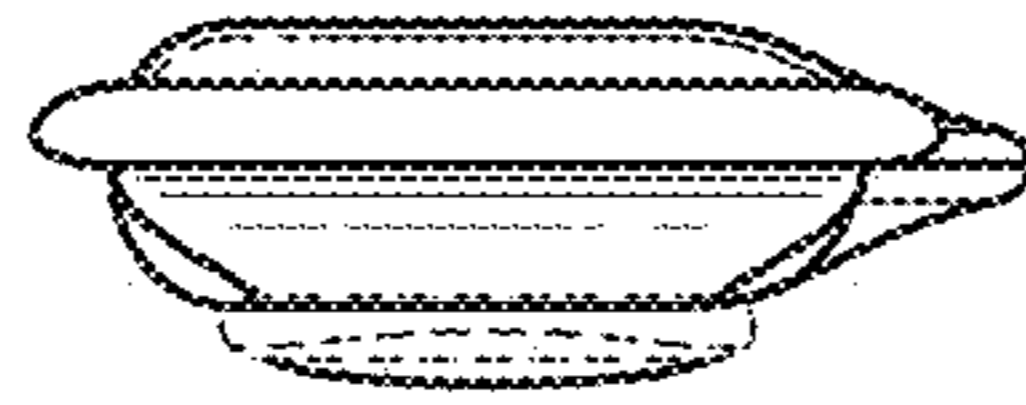


FIG. 6

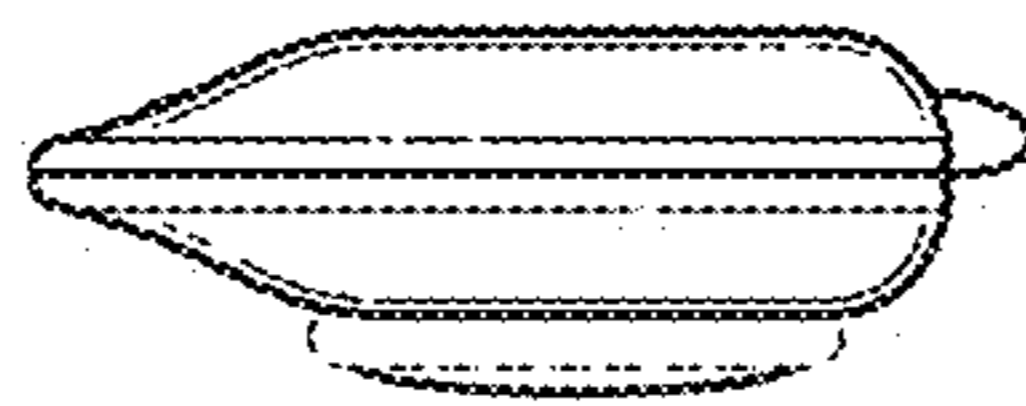


FIG. 7