



US00D883671S

(12) **United States Design Patent** (10) **Patent No.:** **US D883,671 S**
Tong (45) **Date of Patent:** **** *May 12, 2020**

(54) **SIDE SURFACE OF LUGGAGE**

- (71) Applicant: **Joy Tong**, Boca Raton, FL (US)
- (72) Inventor: **Joy Tong**, Boca Raton, FL (US)
- (*) Notice: This patent is subject to a terminal disclaimer.
- (**) Term: **15 Years**
- (21) Appl. No.: **29/619,073**
- (22) Filed: **Sep. 26, 2017**
- (51) **LOC (12) Cl.** **03-01**
- (52) **U.S. Cl.**
USPC **D3/318**
- (58) **Field of Classification Search**
USPC D3/273, 276, 279, 902, 321, 318, 328
CPC A45C 2003/008; A45C 3/02; A45C 5/00;
A45C 5/03; A45C 5/14; A45C 2005/032;
A45C 2005/035; A45C 2005/037
See application file for complete search history.

(56) **References Cited**

U.S. PATENT DOCUMENTS

D463,663	S	*	10/2002	Magana	D3/279
D554,862	S	*	11/2007	Hsieh	D3/279
D601,342	S	*	10/2009	Choi	D3/279
D630,850	S	*	1/2011	Gifford	D3/279
D640,054	S	*	6/2011	Custer	D3/274
D665,999	S	*	8/2012	Gifford	D3/279
D678,678	S	*	3/2013	Santy	D3/318
D751,820	S	*	3/2016	Recchia	D3/318
D755,523	S	*	5/2016	Szyf	D3/318
D774,758	S	*	12/2016	Hopwood	D3/279
D809,294	S	*	2/2018	Tong	D3/279
D828,693	S	*	9/2018	Karl	D3/318
10,123,601	B1	*	11/2018	Tong	A45C 13/02
2008/0196988	A1	*	8/2008	Tong	A45C 5/14 190/102
2018/0310683	A1	*	11/2018	Tong	A45C 13/04

OTHER PUBLICATIONS

Swissgear, "Swissgear 6283 21" Expandable Carry on Spinner Luggage", First reviewed "two years ago". Accessed May 16, 2018. (<https://www.swissgear.com/luggage/soft-luggage/swissgear-6283-21-expandable-spinner-luggage>) (Year: 2017).*

Swissgear, "Swissgear 6590 23" Geneva Expandable Wheeled Luggage—Black", First reviewed "a year ago", Accessed May 16, 2019. (<https://www.swissgear.com/luggage/soft-luggage/swissgear-6590-geneva-23-expandable-wheeled-luggage-black>) (Year: 2018).*

* cited by examiner

Primary Examiner — Jennifer Rivard

Assistant Examiner — April Rivas

(74) *Attorney, Agent, or Firm* — Pai Patent & Trademark Law Firm; Chao-Chang David Pai

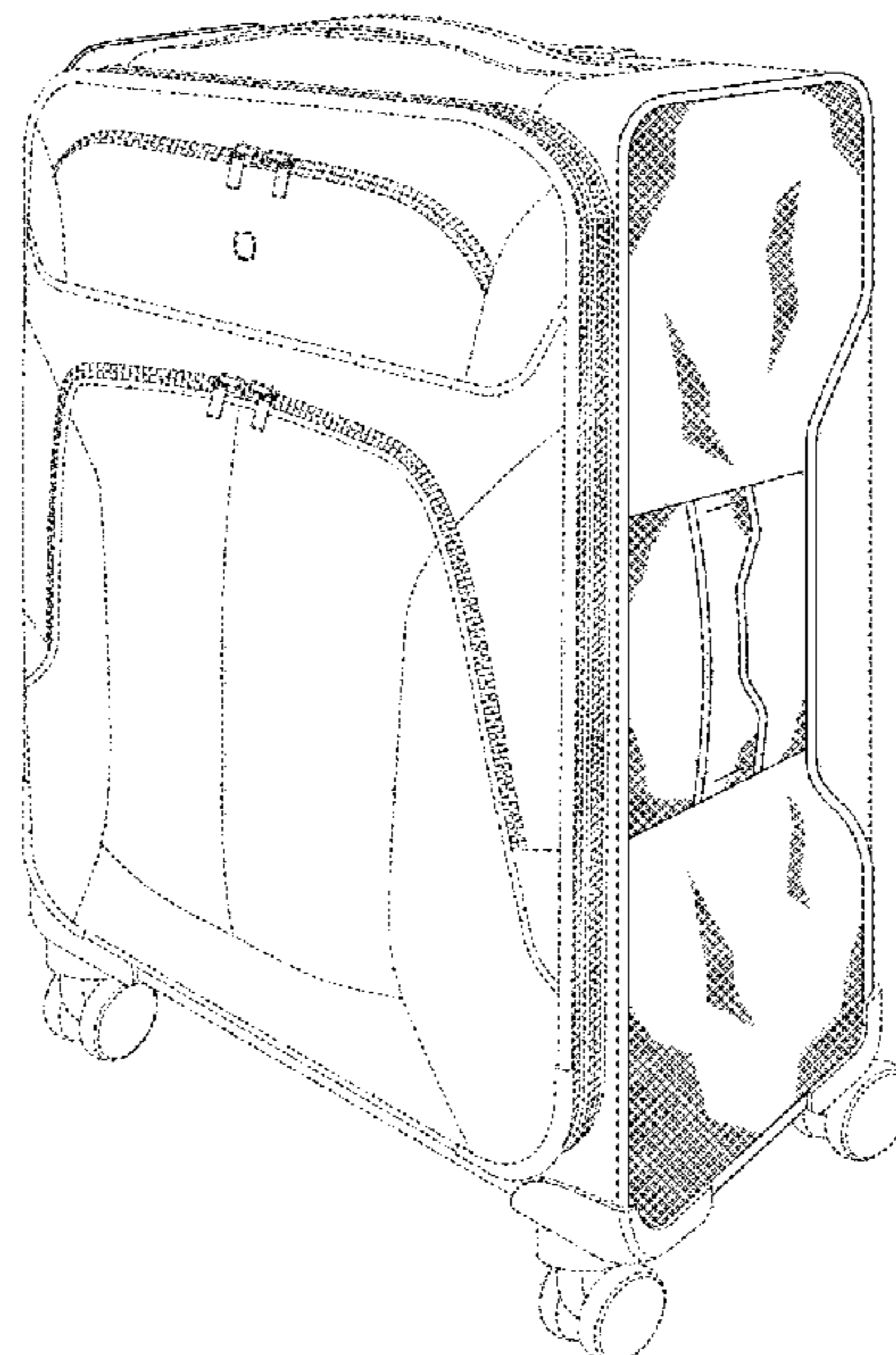
(57) **CLAIM**

The ornamental design for a side surface of luggage, as shown and described.

DESCRIPTION

FIG. 1 is a perspective view of a side surface of luggage, showing my new design;
 FIG. 2 is a front elevational view thereof;
 FIG. 3 is a rear elevational view thereof;
 FIG. 4 is a left side elevational view thereof;
 FIG. 5 is a right side elevational view thereof;
 FIG. 6 is a top view plan thereof; and,
 FIG. 7 is a bottom plan view thereof.
 The broken lines illustrate portions of the luggage and form no part of the claimed design.

1 Claim, 6 Drawing Sheets



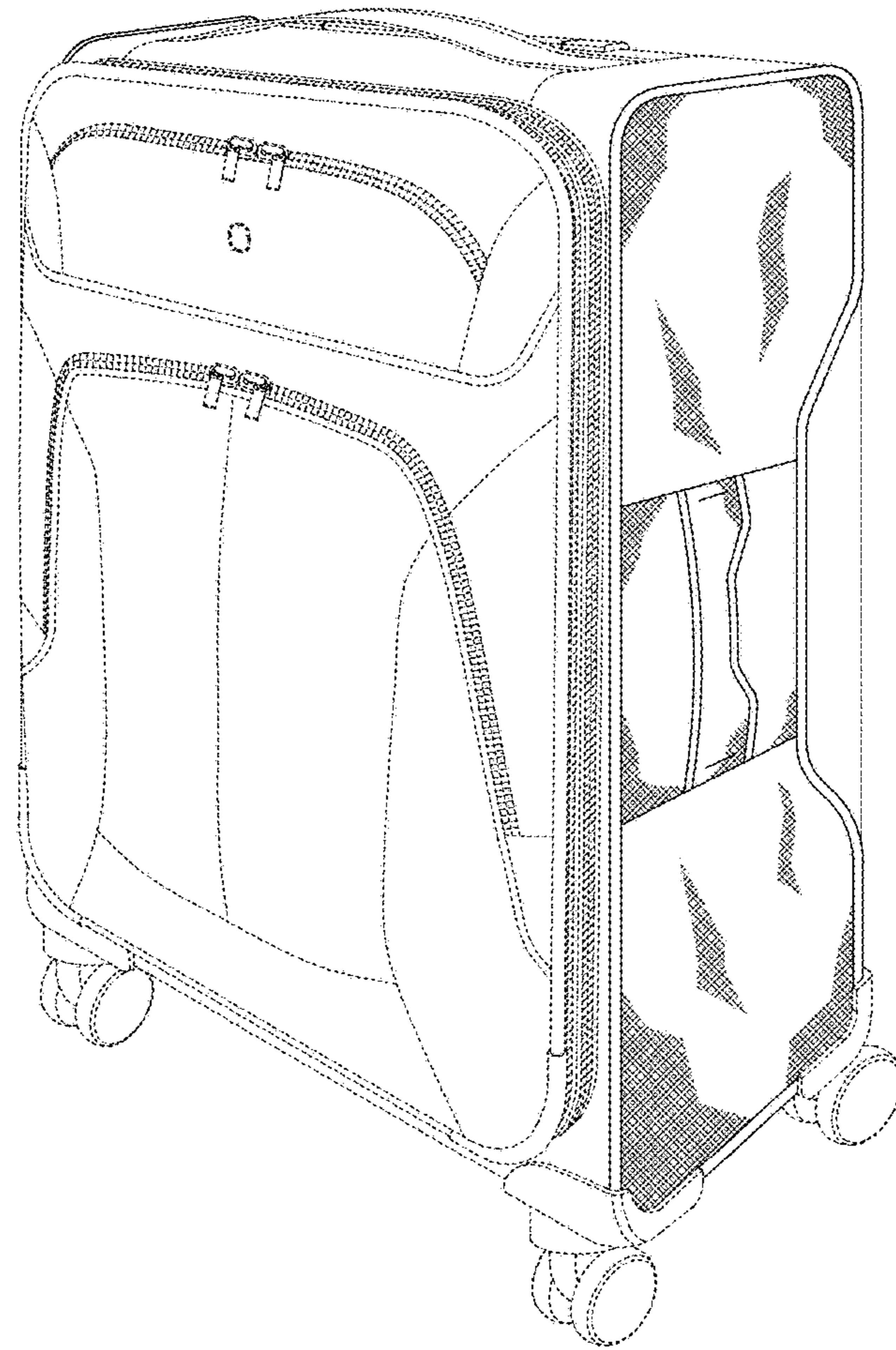


FIG. 1

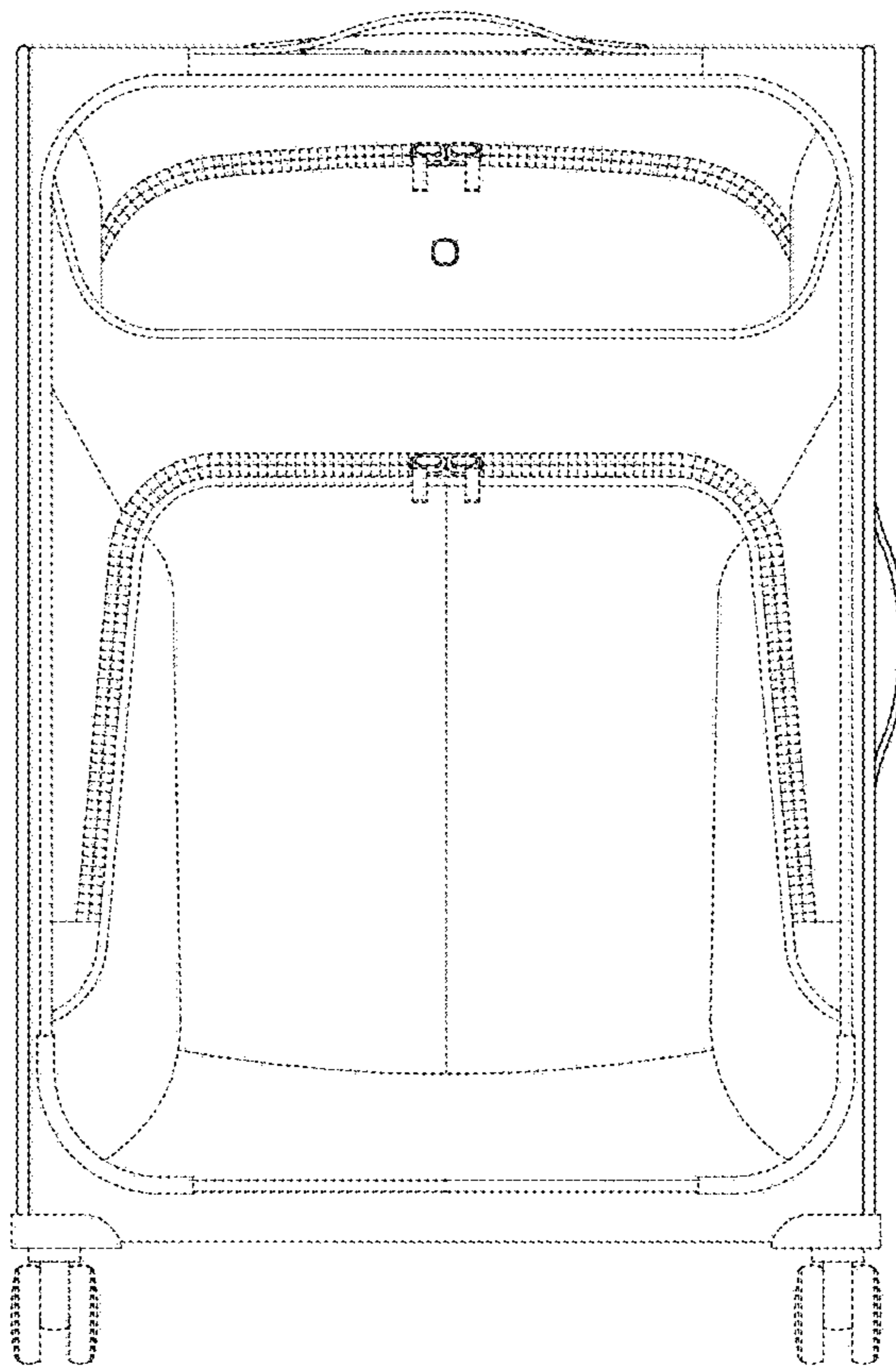


FIG. 2




FIG. 3

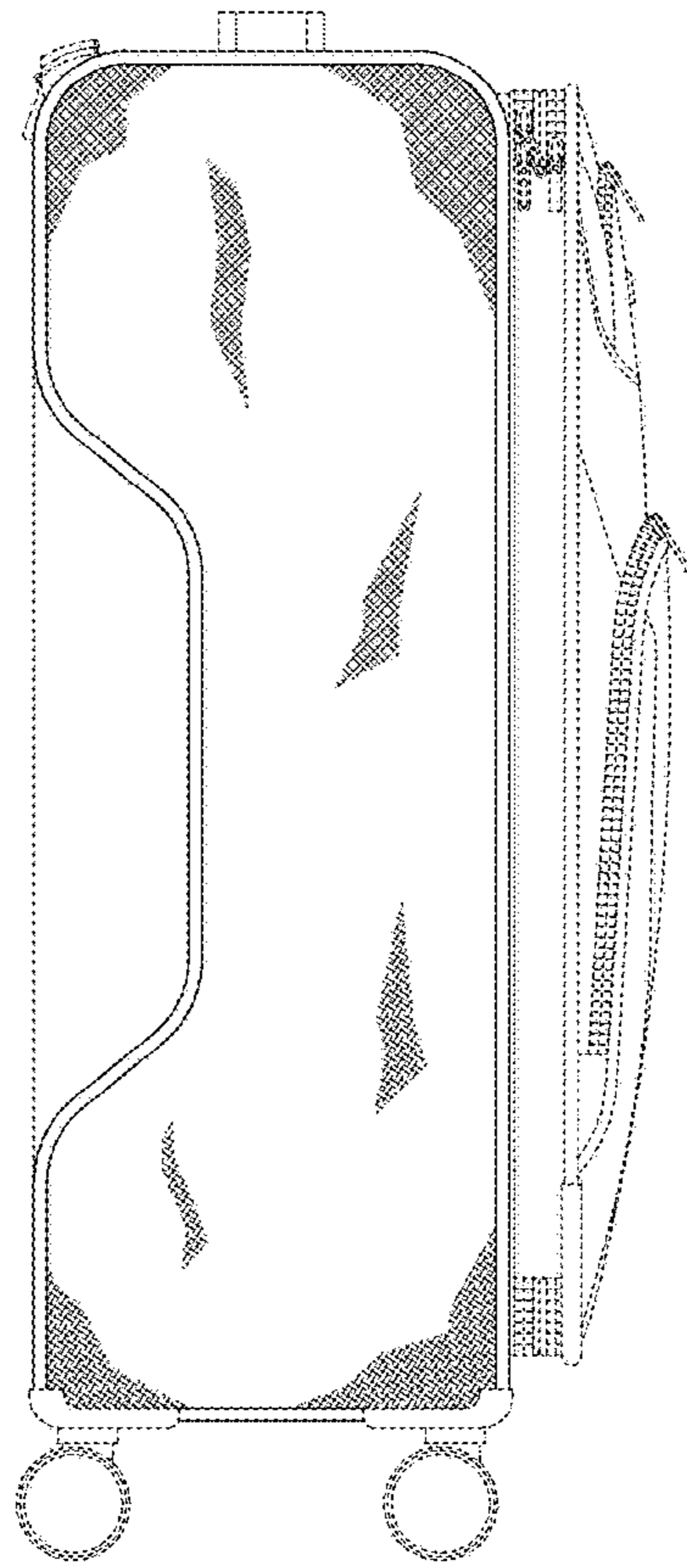


FIG. 4

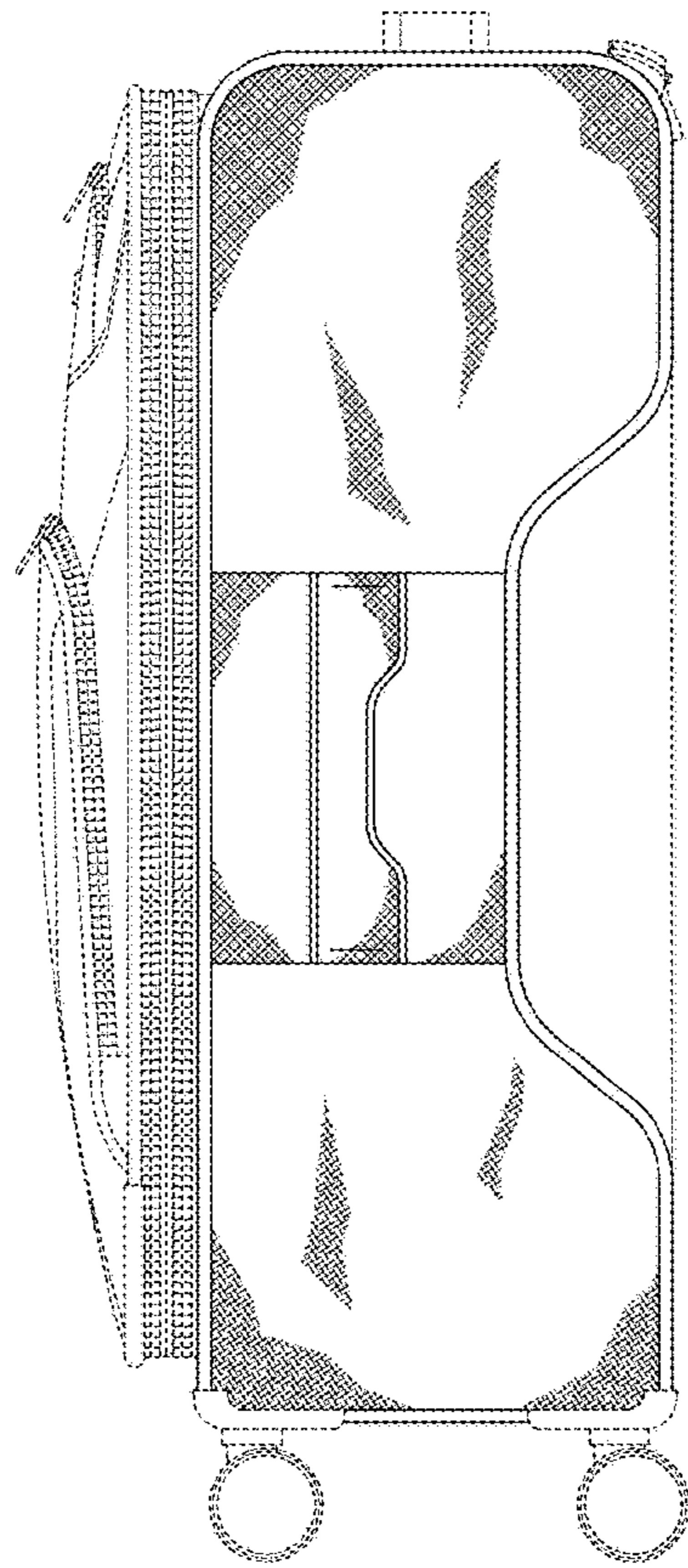


FIG. 5

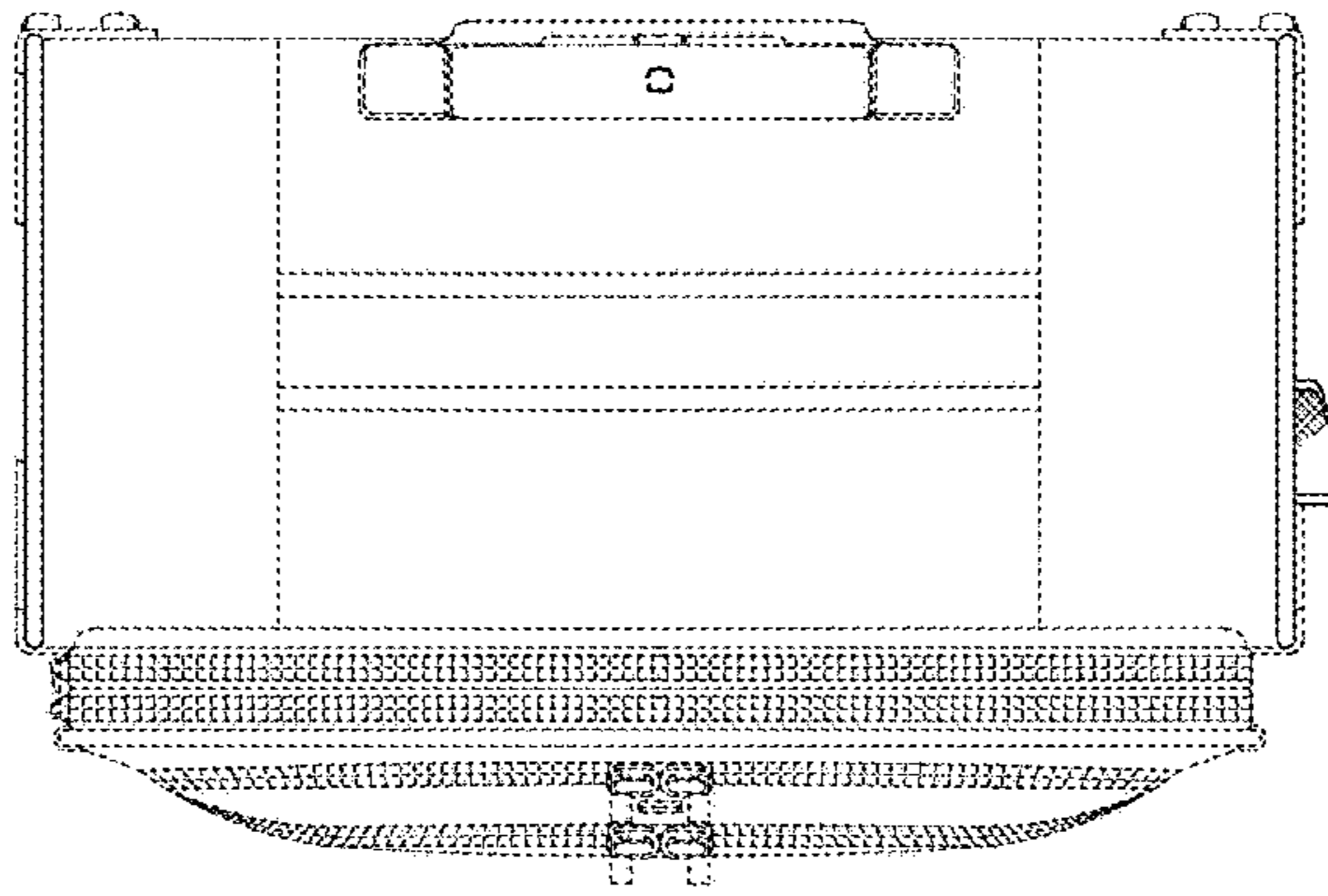


FIG. 6

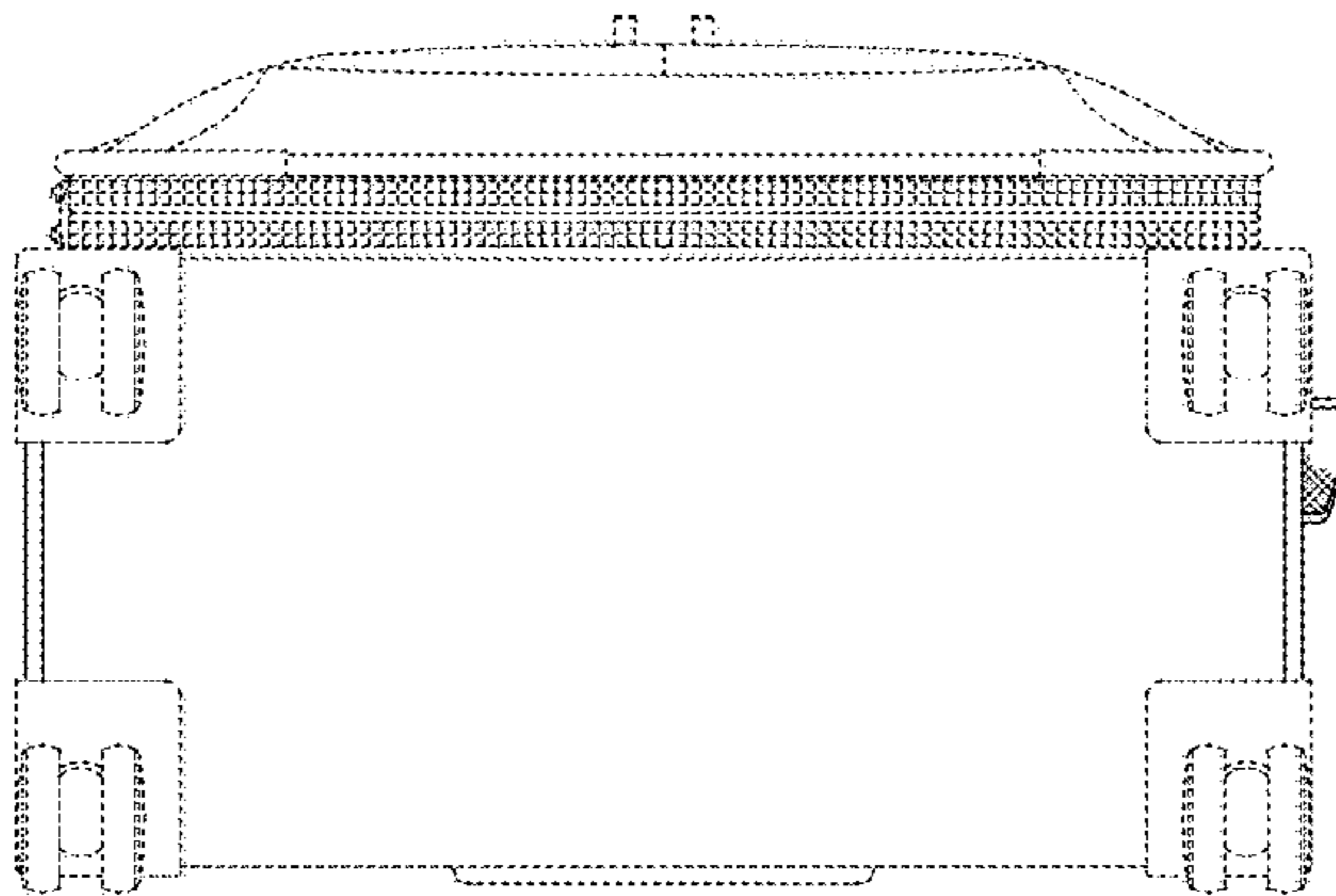


FIG. 7