



US00D883664S

(12) **United States Design Patent**  
**Chen et al.**

(10) **Patent No.:** **US D883,664 S**  
(45) **Date of Patent:** **\*\* May 12, 2020**

(54) **CARD CASE**

(71) Applicant: **Beijing Miiw Technology Co., Ltd.**,  
Beijing (CN)

(72) Inventors: **Zhenhao Chen**, Beijing (CN); **Bo Cheng**, Beijing (CN); **Yaozhong Cai**, Beijing (CN); **Jie Gong**, Beijing (CN)

(73) Assignee: **Beijing Miiw Technology Co., Ltd.**,  
Beijing (CN)

(\*\*) Term: **15 Years**

(21) Appl. No.: **29/667,765**

(22) Filed: **Oct. 24, 2018**

(51) **LOC (12) Cl.** ..... **03-01**

(52) **U.S. Cl.**  
USPC ..... **D3/247**

(58) **Field of Classification Search**  
USPC ..... D3/247, 249–253  
CPC .. A45C 1/06; A45C 3/08; A45C 11/00; A45C  
11/18; A45C 11/182  
See application file for complete search history.

(56) **References Cited**

**U.S. PATENT DOCUMENTS**

6,155,410 A \* 12/2000 Davis ..... A45C 11/182  
150/147  
D557,497 S \* 12/2007 Fedon ..... D3/247

D575,506 S \* 8/2008 Huang ..... D3/247  
D637,232 S \* 5/2011 Ringl ..... D19/86  
D637,648 S \* 5/2011 Ringl ..... D19/86  
D661,897 S \* 6/2012 Kohler ..... D3/247  
D696,015 S \* 12/2013 Daniel ..... D3/249  
D810,429 S \* 2/2018 Kitchen ..... D3/247  
D844,322 S \* 4/2019 Bo ..... D3/247

\* cited by examiner

*Primary Examiner* — Holly H Baynham

(57) **CLAIM**

The ornamental design for a card case, as shown and described.

**DESCRIPTION**

FIG. 1 is a perspective view of a card case, showing our new design.

FIG. 2 is a front view thereof.

FIG. 3 is a rear view thereof.

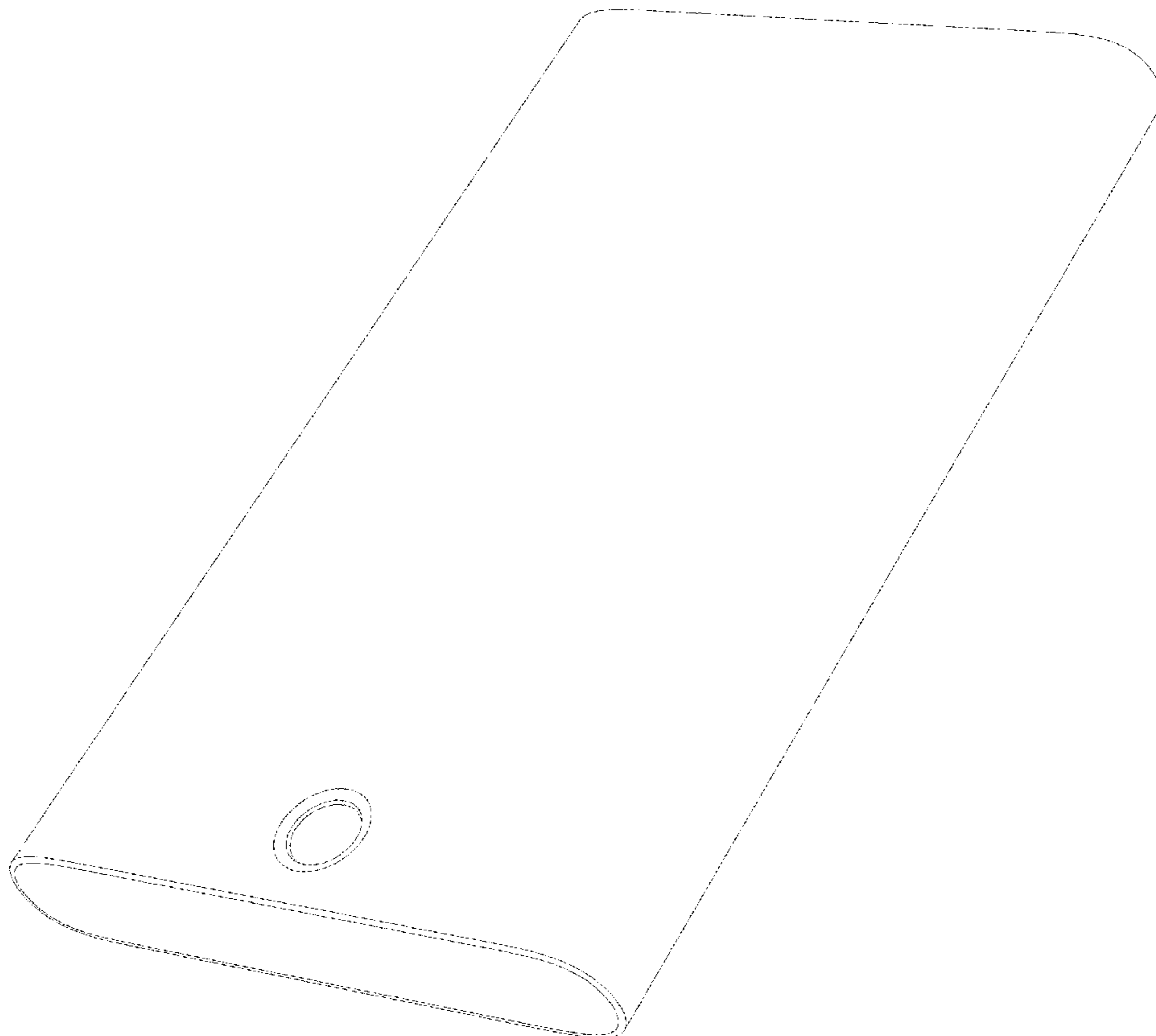
FIG. 4 is a left view thereof.

FIG. 5 is a right view thereof.

FIG. 6 is a top view thereof; and,

FIG. 7 is a bottom view thereof.

**1 Claim, 5 Drawing Sheets**






Fig. 1





Fig. 2



**Fig. 3**




Fig. 4




Fig. 5




Fig. 6




Fig. 7