



US00D883663S

(12) **United States Design Patent** (10) **Patent No.:** **US D883,663 S**
Lopez Montoya (45) **Date of Patent:** **** May 12, 2020**

(54) **BAG**
(71) Applicant: **Bulgari S.p.A.**, Rome (IT)
(72) Inventor: **Mireia Lopez Montoya**, Florence (IT)
(73) Assignee: **BULGARI S.P.A.**, Rome (IT)
(**) Term: **15 Years**

D773,810 S * 12/2016 Jacobs D3/243
D789,684 S * 6/2017 Michele D3/232
D793,723 S * 8/2017 Lopez Montoya D3/232

(Continued)

Primary Examiner — Cathron C Brooks
(74) *Attorney, Agent, or Firm* — Stephen J. Kenny; Peter A. Sullivan; Foley Hoag, LLP

(21) Appl. No.: **29/614,456**

(57) **CLAIM**
The ornamental design for a bag, as shown and described.

(22) Filed: **Aug. 18, 2017**

DESCRIPTION

(30) **Foreign Application Priority Data**

Feb. 20, 2017 (WO) DM/095389

(51) **LOC (12) Cl.** **03-01**

(52) **U.S. Cl.**
USPC **D3/243**

(58) **Field of Classification Search**
USPC D3/232–253, 273–277, 292, 303, 304,
D3/285, 287, 318

CPC .. A45C 1/024; A45C 3/04; A45C 3/06; A45C
3/08; A45C 3/10; A45C 7/0059; A45C
7/0077; A45C 13/08; A45C 13/26; A45C
2001/083

See application file for complete search history.

FIG. 1 is a perspective view of the bag showing my new design.

FIG. 2 is a perspective view of the bag showing my new design, and shown with a portion of the strap removed solely for the purpose of showing the view at an enlarged scale.

FIG. 3 is a left side view thereof, shown with a portion of the strap removed solely for the purpose of showing the view at an enlarged scale.

FIG. 4 is a right side view thereof, shown with a portion of the strap removed solely for the purpose of showing the view at an enlarged scale.

FIG. 5 is a front view thereof, shown with a portion of the strap removed solely for the purpose of showing the view at an enlarged scale.

FIG. 6 is a back view thereof, shown with a portion of the strap removed solely for the purpose of showing the view at an enlarged scale.

FIG. 7 is a top view thereof, shown with a portion of the strap removed solely for the purpose of showing the view at an enlarged scale.

FIG. 8 is a bottom view thereof, shown with a portion of the strap removed solely for the purpose of showing the view at an enlarged scale; and,

FIG. 9 is a top view thereof, with the bag in the open configuration.

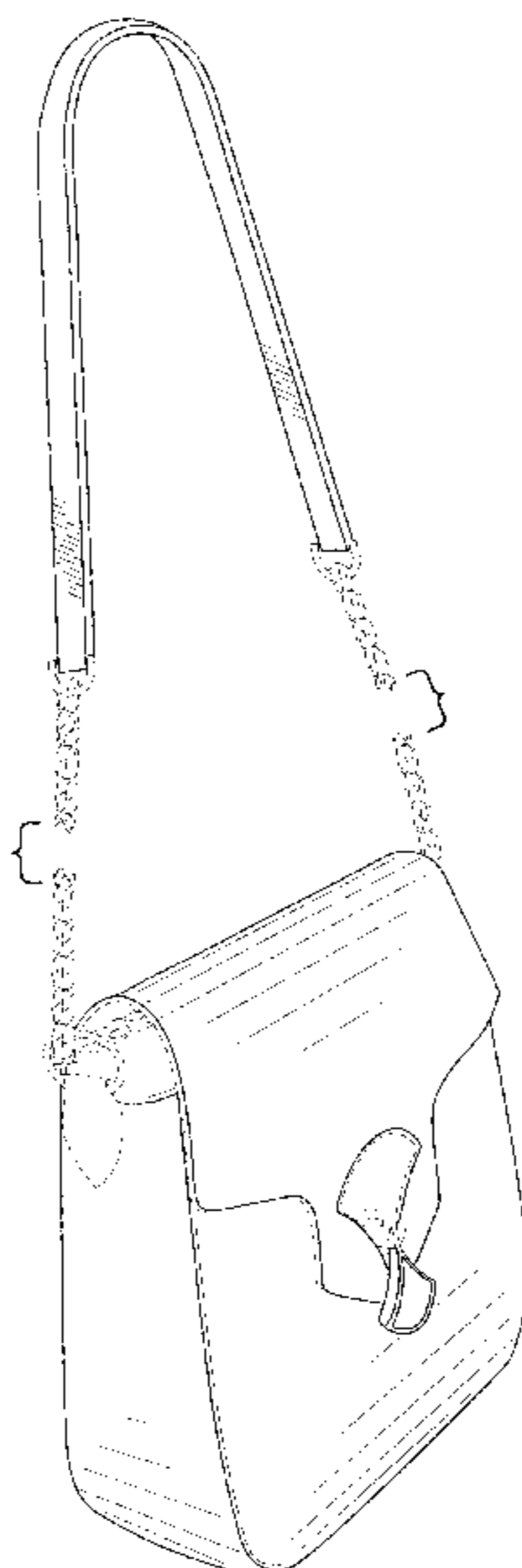
The broken lines shown in the drawings represent portions of the bag which form no part of the claimed design.

(56) **References Cited**

U.S. PATENT DOCUMENTS

5,503,204 A * 4/1996 Byers A45C 3/08
150/103
D396,554 S * 8/1998 Roeder D3/232
D527,897 S * 9/2006 Gonzalez D3/247
D560,362 S * 1/2008 Watanabe D3/324
D655,583 S * 3/2012 Palazzolo D3/243
D688,450 S * 8/2013 Philo D3/243
D762,062 S * 7/2016 Spaziani D3/243

1 Claim, 9 Drawing Sheets



(56)

References Cited

U.S. PATENT DOCUMENTS

D794,325	S	*	8/2017	Tobias	D3/232
D799,818	S	*	10/2017	Nair	D3/243
D816,329	S	*	5/2018	Zeller	D3/232
D816,989	S	*	5/2018	Fusi	D3/243
D818,704	S	*	5/2018	Guyon	D3/232
D818,706	S	*	5/2018	Maier	D3/232
D836,343	S	*	12/2018	Lopez Montoya	D3/318
D836,912	S	*	1/2019	Lopez Montoya	D3/318
D855,976	S	*	8/2019	Sassi	D3/232

* cited by examiner

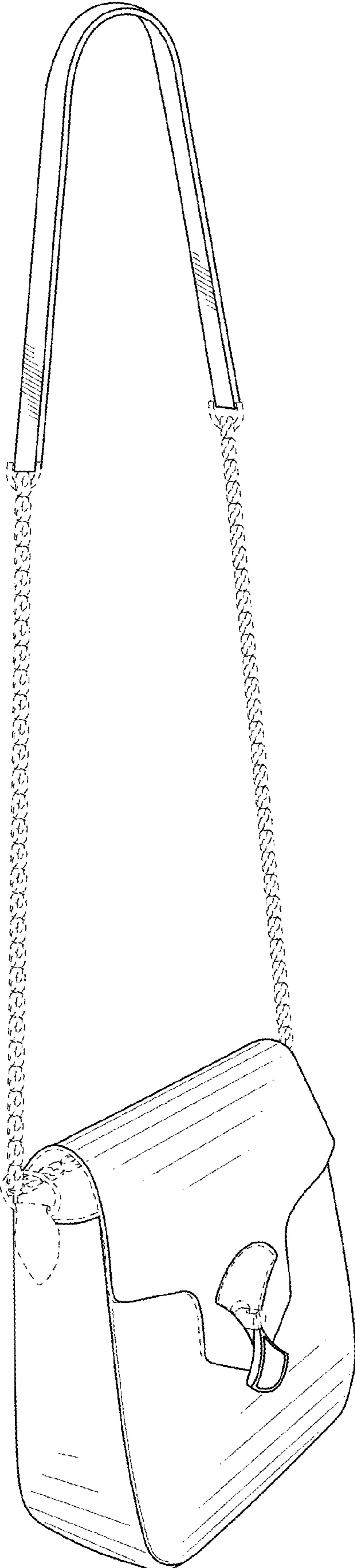


FIG. 1

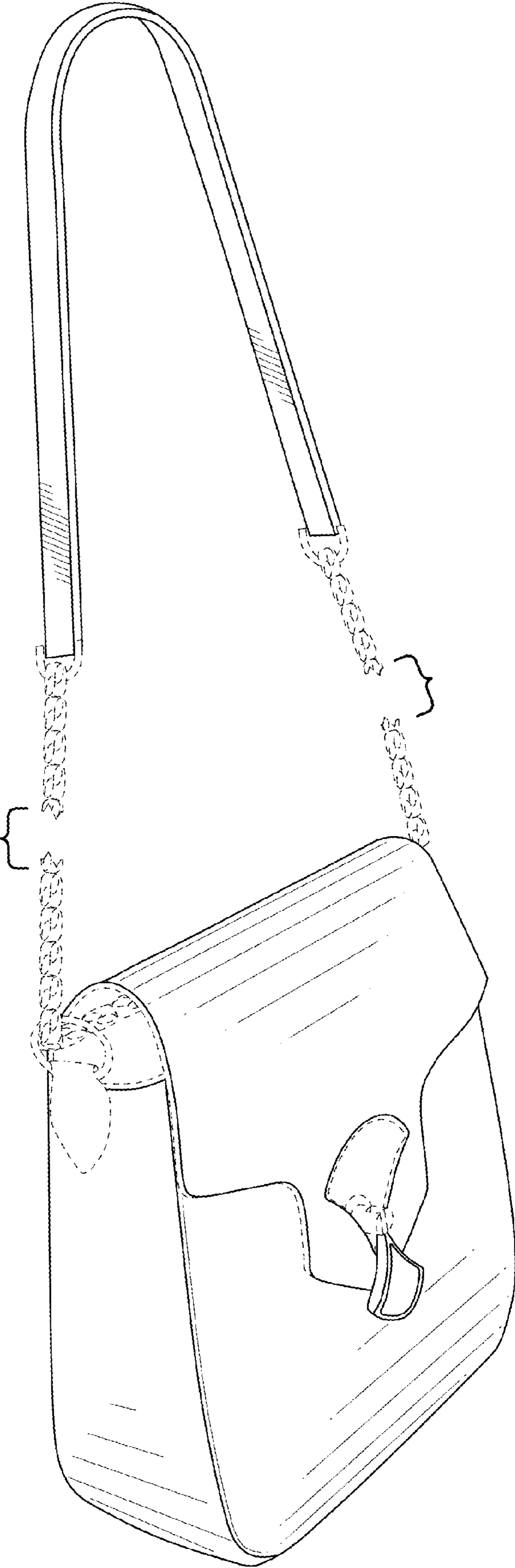


FIG. 2

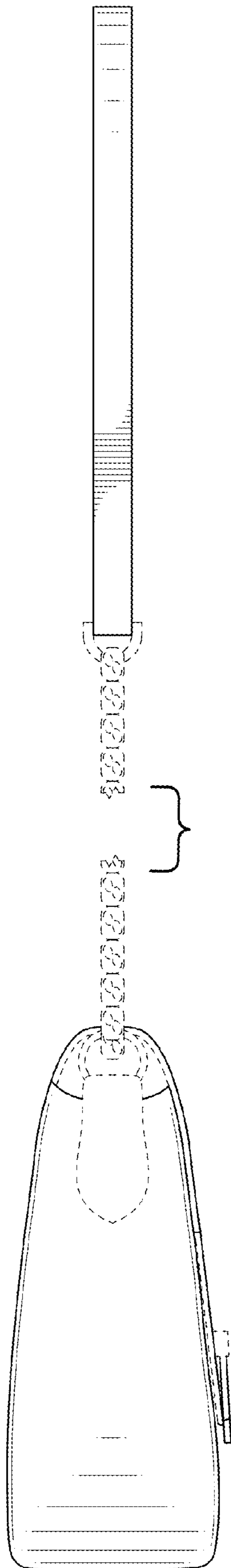


FIG. 3

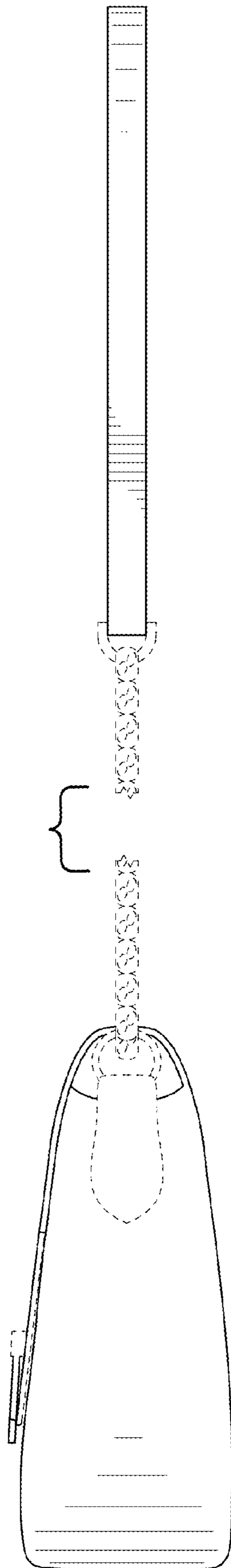


FIG.4

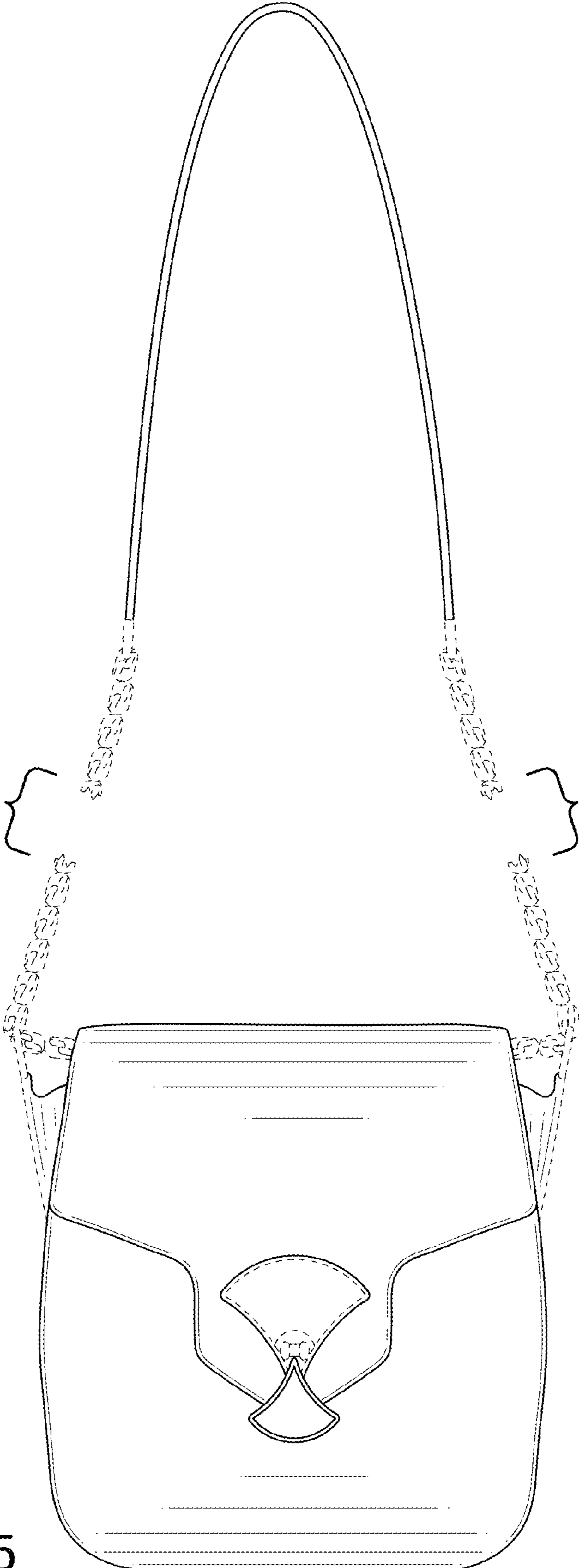


FIG. 5

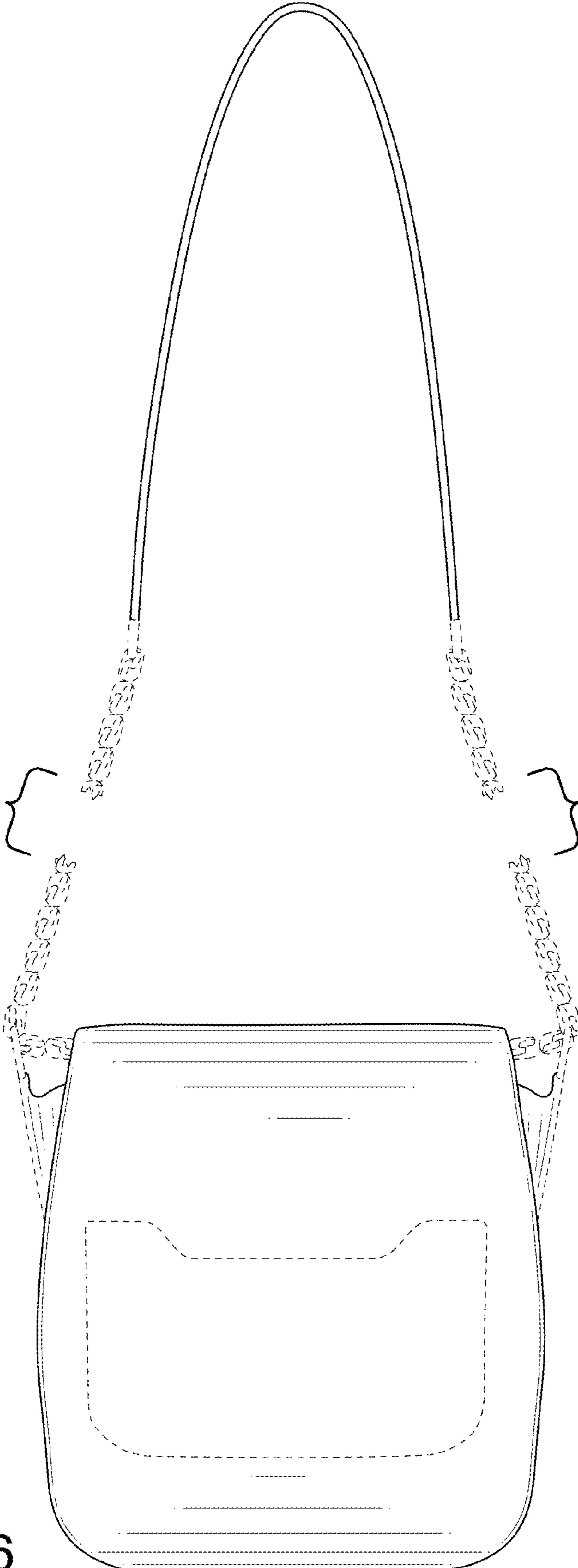


FIG.6

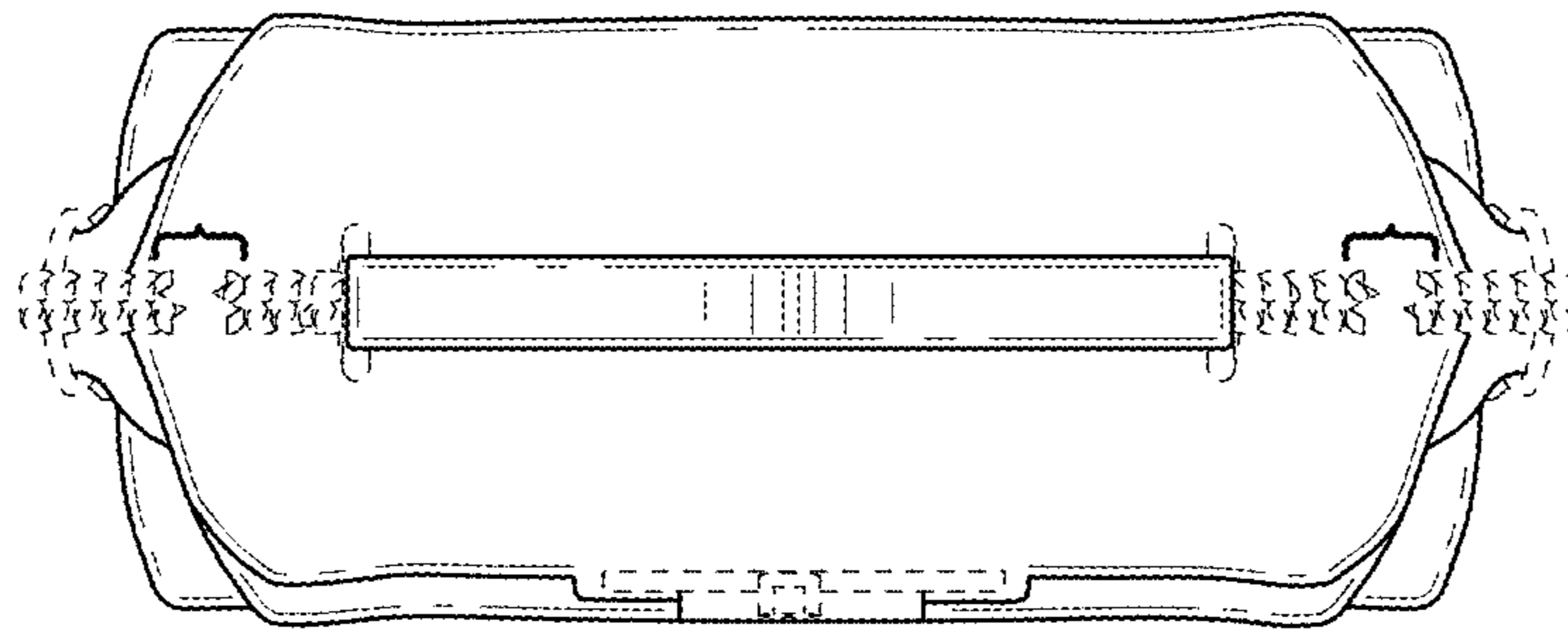


FIG. 7

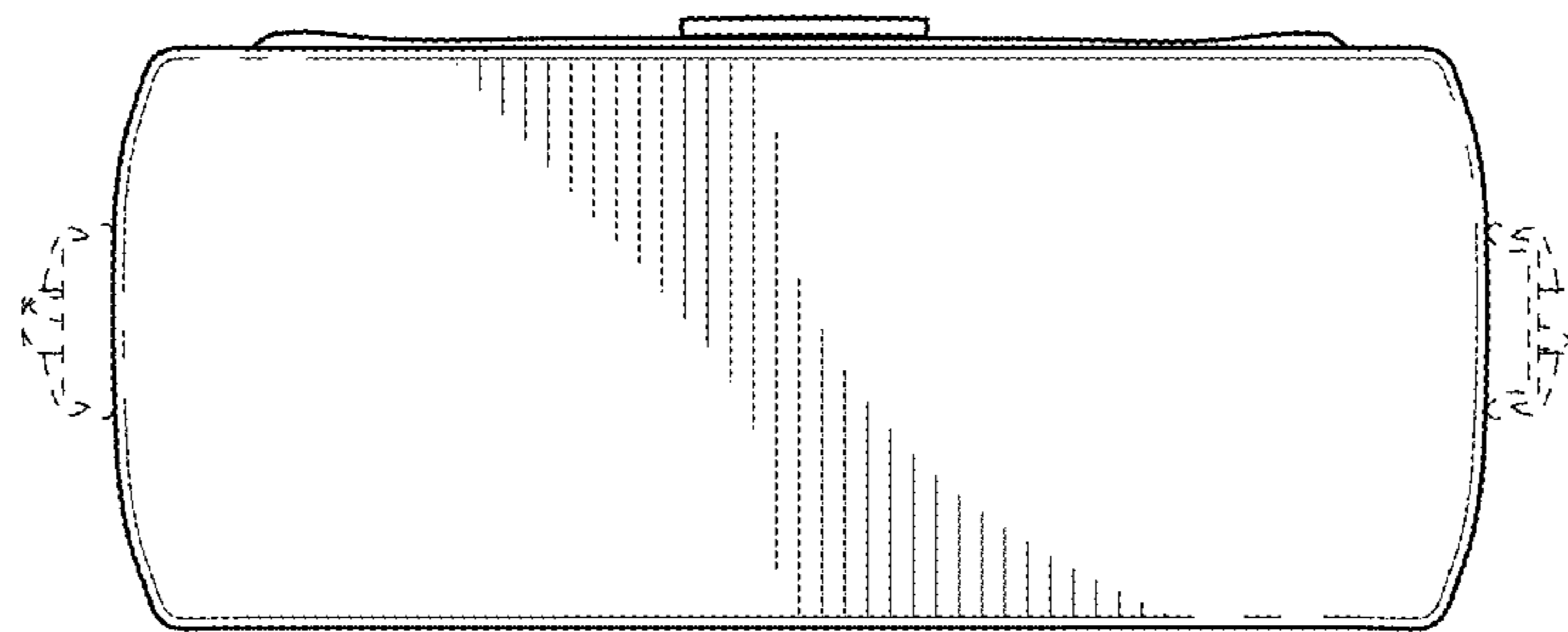


FIG. 8




FIG. 9