



US00D883651S

(12) **United States Design Patent** (10) **Patent No.:** **US D883,651 S**  
**Harmon et al.** (45) **Date of Patent:** **\*\* May 12, 2020**

(54) **JOINT STABILIZATION SOCK**

FOREIGN PATENT DOCUMENTS

- (71) Applicant: **Better Walk, Inc.**, Atlanta, GA (US)
- (72) Inventors: **Tyler Jack Prescott Harmon**, Decatur, GA (US); **Partha Sarathy Unnava**, Atlanta, GA (US); **Pranav Chunduri**, Cary, NC (US)
- (73) Assignee: **BETTER WALK, INC.**, Atlanta, GA (US)

DE 29519273 U1 5/1996  
 DE 102007031340 A1 1/2009  
 (Continued)

OTHER PUBLICATIONS

European Search Report dated Dec. 14, 2016 for European Patent Application No. 14818463.3.  
 (Continued)

(\*\*) Term: **15 Years**

*Primary Examiner* — Jennifer L Watkins  
 (74) *Attorney, Agent, or Firm* — Morris, Manning & Martin, LLP; Bryan D. Stewart

(21) Appl. No.: **29/631,819**

(22) Filed: **Jan. 3, 2018**

(51) **LOC (12) Cl.** ..... **02-04**

(57) **CLAIM**

(52) **U.S. Cl.**  
USPC ..... **D2/980**; D24/192

The ornamental design for a joint stabilization sock, as shown and described.

(58) **Field of Classification Search**  
 USPC ..... D24/192; D2/980–994; D29/121.2  
 CPC .... A61F 5/0111; A61F 13/066; A61F 5/0127;  
 A61F 13/08; A61F 13/101; A61F 5/14;  
 A61F 13/065; A41B 11/02; A41B 11/003;  
 A41B 2400/20; A41B 2400/60; D04B  
 1/26

**DESCRIPTION**

See application file for complete search history.

FIG. 1 is a perspective view of an exemplary joint stabilization sock;  
 FIG. 2 is a front view of an exemplary joint stabilization sock;  
 FIG. 3 is a rear view of an exemplary joint stabilization sock;  
 FIG. 4 is a right side view of an exemplary joint stabilization sock;  
 FIG. 5 is a left side view of an exemplary joint stabilization sock;  
 FIG. 6 is a top view of an exemplary joint stabilization sock;  
 and,  
 FIG. 7 is a bottom view of an exemplary joint stabilization sock.  
 The broken lines in the drawings are for the purpose of illustrating environmental structure and form no part of the claimed design.

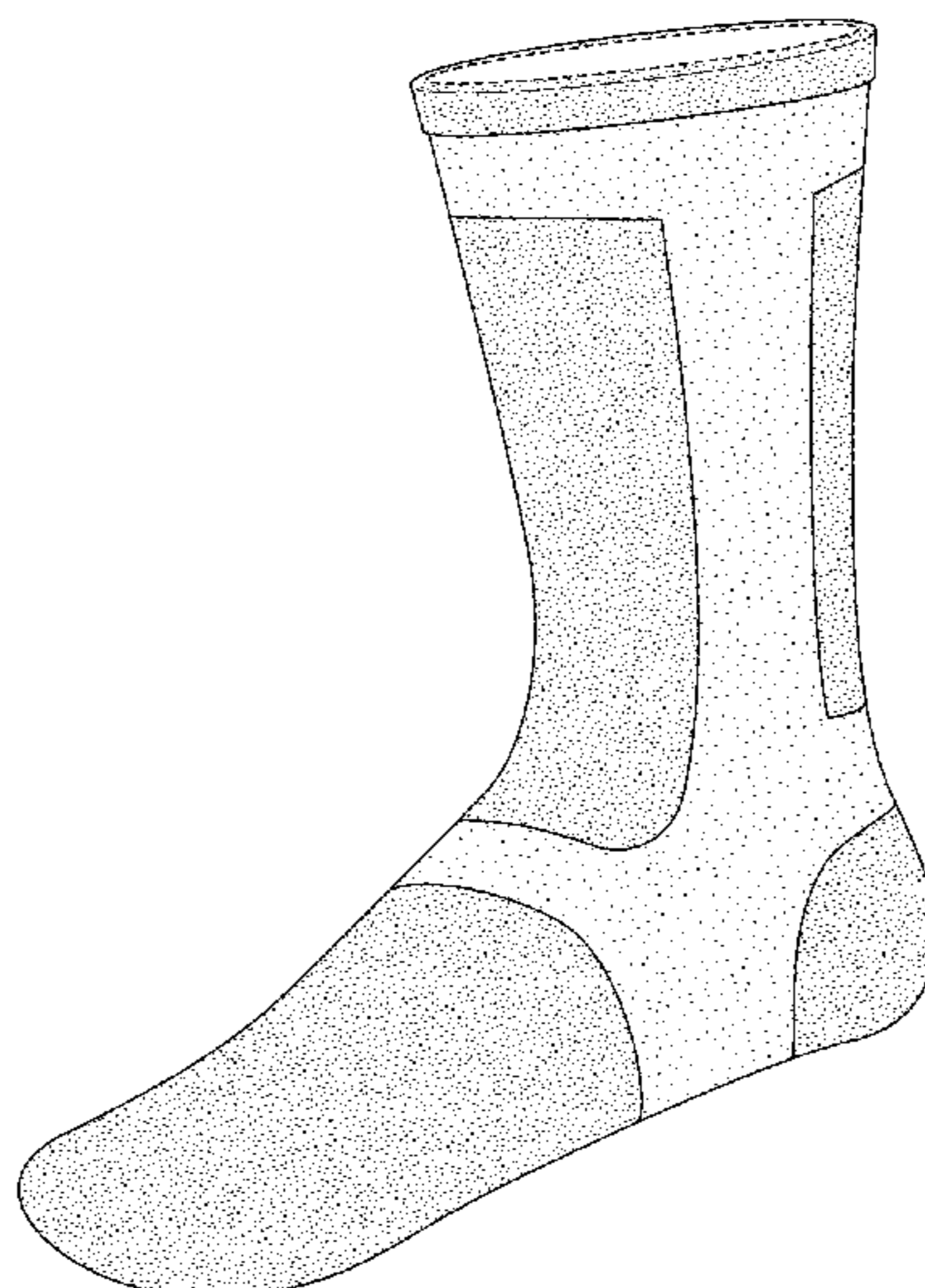
(56) **References Cited**

U.S. PATENT DOCUMENTS

404,538 A	6/1889	Hermance
404,889 A	6/1889	Birkholz
460,602 A	10/1891	Stevens
620,686 A	3/1899	Williams et al.
625,900 A	5/1899	Reeder
632,461 A	9/1899	Hoffmann
681,916 A	9/1901	Hoxie et al.
1,244,249 A	10/1917	Schlick
2,552,902 A	5/1951	Miley et al.
2,817,348 A	12/1957	Holliday, Jr.
3,174,494 A	3/1965	Maguire, Jr.

(Continued)

**1 Claim, 7 Drawing Sheets**



(56)

References Cited

U.S. PATENT DOCUMENTS

3,213,870 A 10/1965 Kiehn  
 3,304,946 A 2/1967 Lutes  
 3,703,171 A 11/1972 Schiavitto  
 4,763,680 A 8/1988 Acosta, Sr.  
 4,996,978 A 3/1991 Gingras  
 5,263,923 A 11/1993 Fujimoto  
 5,287,870 A 2/1994 Rhodes  
 5,329,954 A 7/1994 Miyoshi  
 5,367,708 A 11/1994 Fujimoto  
 5,458,143 A 10/1995 Herr  
 5,555,904 A 9/1996 Stockwell  
 5,564,451 A 10/1996 Hagberg  
 5,640,714 A 6/1997 Tanaka  
 5,671,765 A 9/1997 Hagberg  
 5,711,334 A 1/1998 Roux  
 5,725,005 A 3/1998 Yamasaki et al.  
 6,186,970 B1 2/2001 Fujii et al.  
 6,470,900 B1 10/2002 Hamilton  
 7,081,035 B2 7/2006 Kawakami  
 7,229,390 B2 6/2007 Fujii et al.  
 D546,505 S \* 7/2007 Walston ..... D29/121.2  
 D623,756 S 9/2010 Chiang  
 D623,763 S 9/2010 Chiang  
 D665,914 S \* 8/2012 Chiang ..... D24/192  
 D674,098 S 1/2013 Nichols  
 8,474,470 B2 7/2013 Albertyn  
 8,533,864 B1 9/2013 Kostrzewski  
 D696,855 S 1/2014 Knauer  
 D710,593 S \* 8/2014 Goodman ..... D2/980  
 9,032,982 B2 5/2015 Summit et al.  
 9,125,787 B2 9/2015 Malhi et al.  
 9,289,346 B2 3/2016 Demski et al.  
 D785,804 S 5/2017 Matfus et al.  
 D802,893 S 11/2017 Matfus et al.  
 D813,403 S 3/2018 Hylton et al.  
 10,039,330 B2 8/2018 Tanaka  
 D834,206 S \* 11/2018 Ducharme ..... D24/192  
 RE47,161 E 12/2018 Savage  
 D839,439 S \* 1/2019 Ducharme ..... D24/192  
 D841,895 S \* 2/2019 Li ..... D29/121.2  
 D850,632 S 6/2019 Chiang et al.  
 D850,633 S 6/2019 Chiang et al.  
 D850,635 S \* 6/2019 Chiang ..... D24/192  
 D852,966 S 7/2019 Chiang et al.  
 D859,670 S \* 9/2019 Rokitta ..... D24/192  
 2001/0041855 A1 \* 11/2001 Voskuilen ..... A61F 5/0111  
 602/65  
 2004/0255358 A1 12/2004 Ota et al.  
 2005/0049536 A1 3/2005 Chiang

2009/0000339 A1 \* 1/2009 Dahlgren ..... A41B 11/00  
 66/187  
 2009/0013450 A1 \* 1/2009 Lambertz ..... A41B 11/003  
 2/239  
 2009/0114257 A1 5/2009 Sutton  
 2009/0235966 A1 9/2009 Birnbaum  
 2011/0126872 A1 6/2011 Albertyn  
 2011/0290290 A1 12/2011 Huang  
 2011/0314591 A1 12/2011 Mitsuno et al.  
 2012/0060879 A1 3/2012 Webb  
 2012/0255589 A1 10/2012 Larson et al.  
 2012/0318313 A1 12/2012 Dickerson, II  
 2013/0180558 A1 7/2013 Weber et al.  
 2014/0331387 A1 \* 11/2014 Hennings ..... A41B 11/003  
 2/239  
 2016/0183606 A1 6/2016 Shriver  
 2017/0135839 A1 \* 5/2017 Ducharme ..... A61F 5/0111  
 2017/0143525 A1 5/2017 Matfus

FOREIGN PATENT DOCUMENTS

FR 2703246 A1 10/1994  
 FR 2923379 A1 5/2009  
 JP H10216183 A 8/1998  
 JP 2009268655 A 11/2009  
 KR 1020110076418 B1 7/2011  
 WO 0121128 A1 3/2001  
 WO 2005041844 A1 5/2005  
 WO 2007027098 A1 3/2007  
 WO 2019003145 A1 1/2019

OTHER PUBLICATIONS

International Preliminary Report on Patentability dated Jan. 7, 2016 for related International Application No. PCT/US2014/044628.  
 International Search Report and Written Opinion dated Nov. 3, 2014 for related International Application No. PCT/US2014/044628.  
 SmartCRUTCH, Independent Living Centre, found online at <http://www.ilcnsw.asn.au/items/9239>, believed to be publicly available as early as Mar. 3, 2011.  
 Slavens, et al., An upper extremity inverse dynamics model for pediatric Lofstrand crutch-assisted gait, Journal of Biomechanics, 44(11):2162-2167, Jul. 2011.  
 Robin, The Fulcrum Crutch Converts to Conform as Recovery Equipment, found online at <http://www.trendhunter.com/trends/fulcrum-crutch>, Jul. 13, 2012.  
 International Search Report and Written Opinion dated Nov. 19, 2018 in International Patent Application No. PCT/US18/47619.

\* cited by examiner



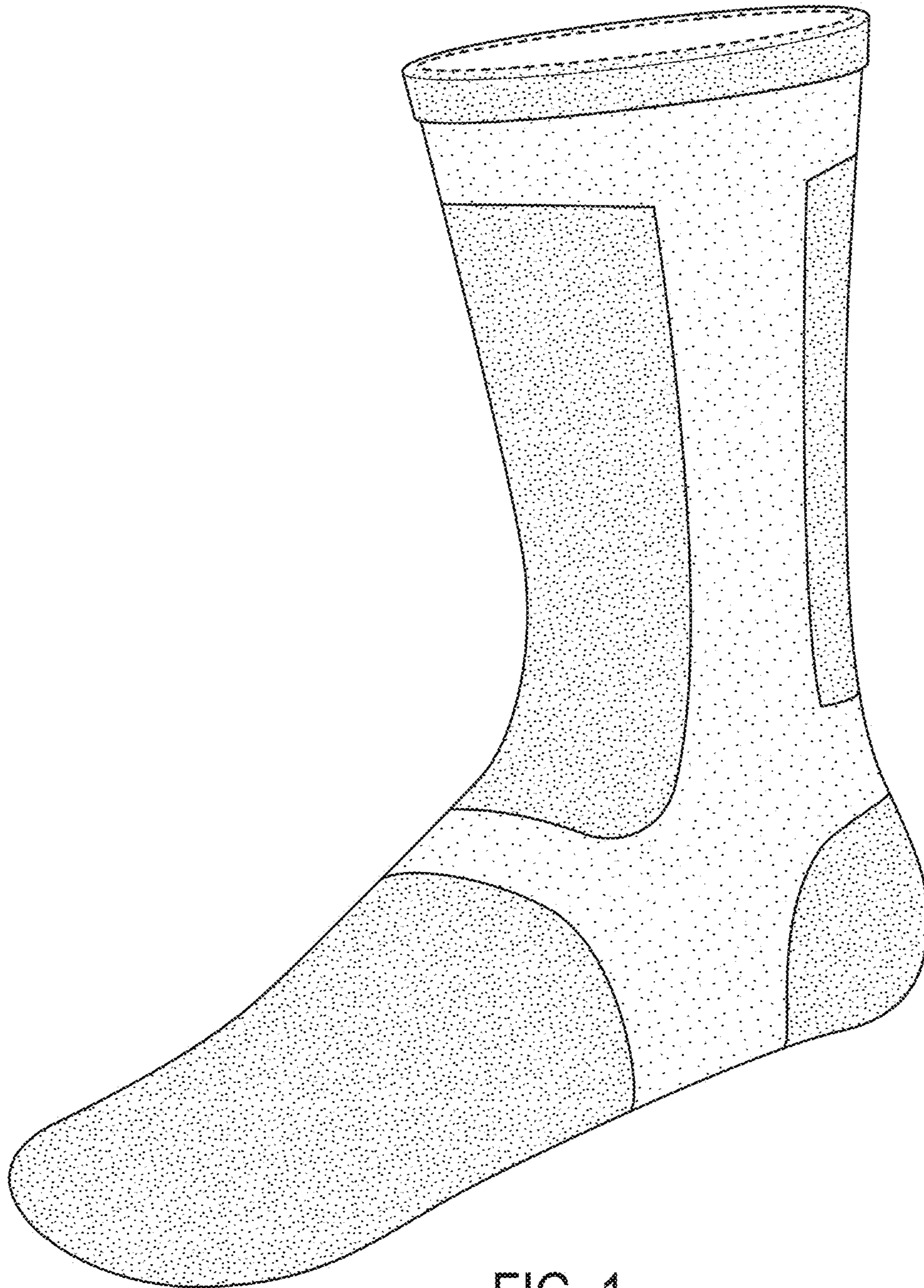


FIG. 1

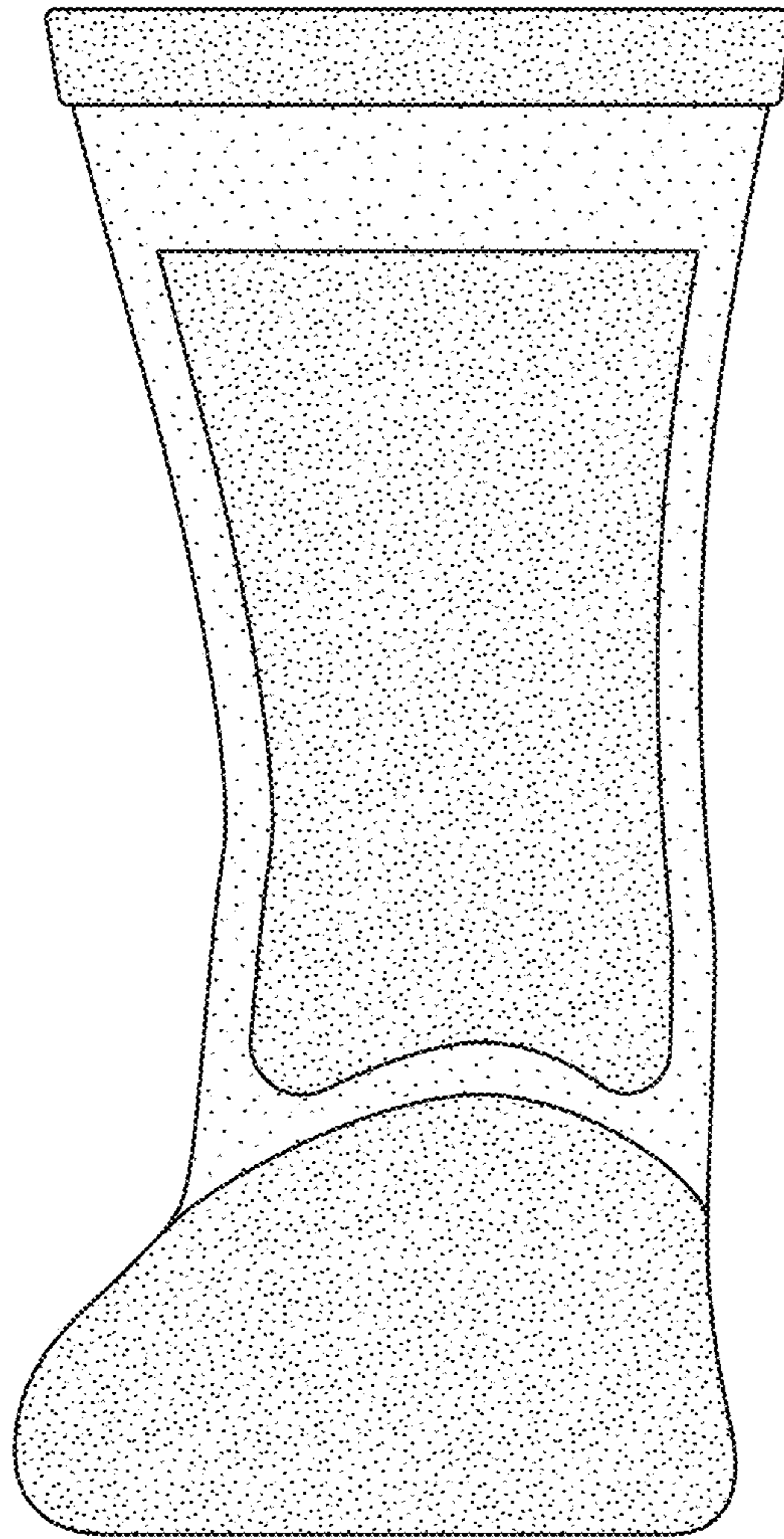


FIG. 2

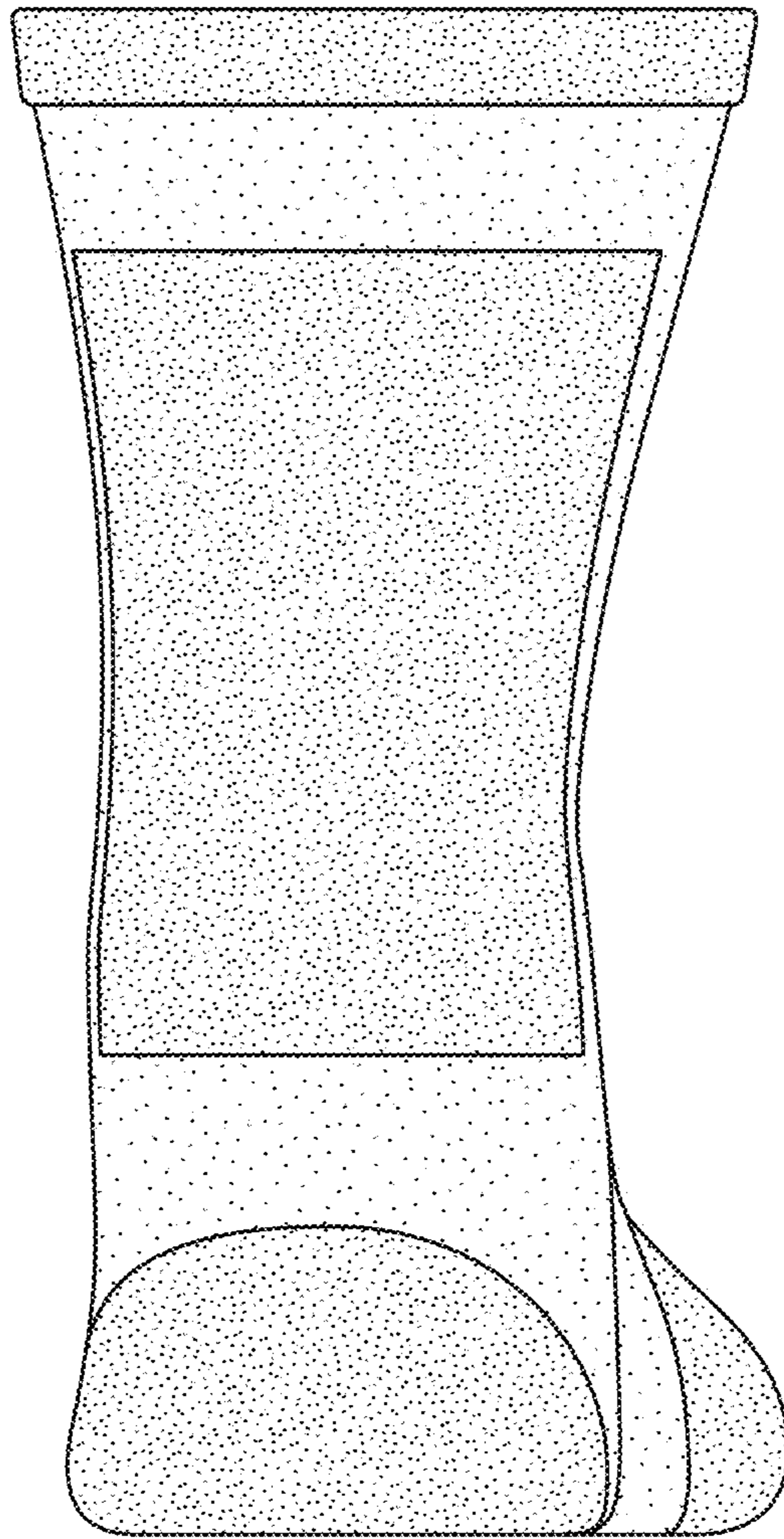


FIG. 3

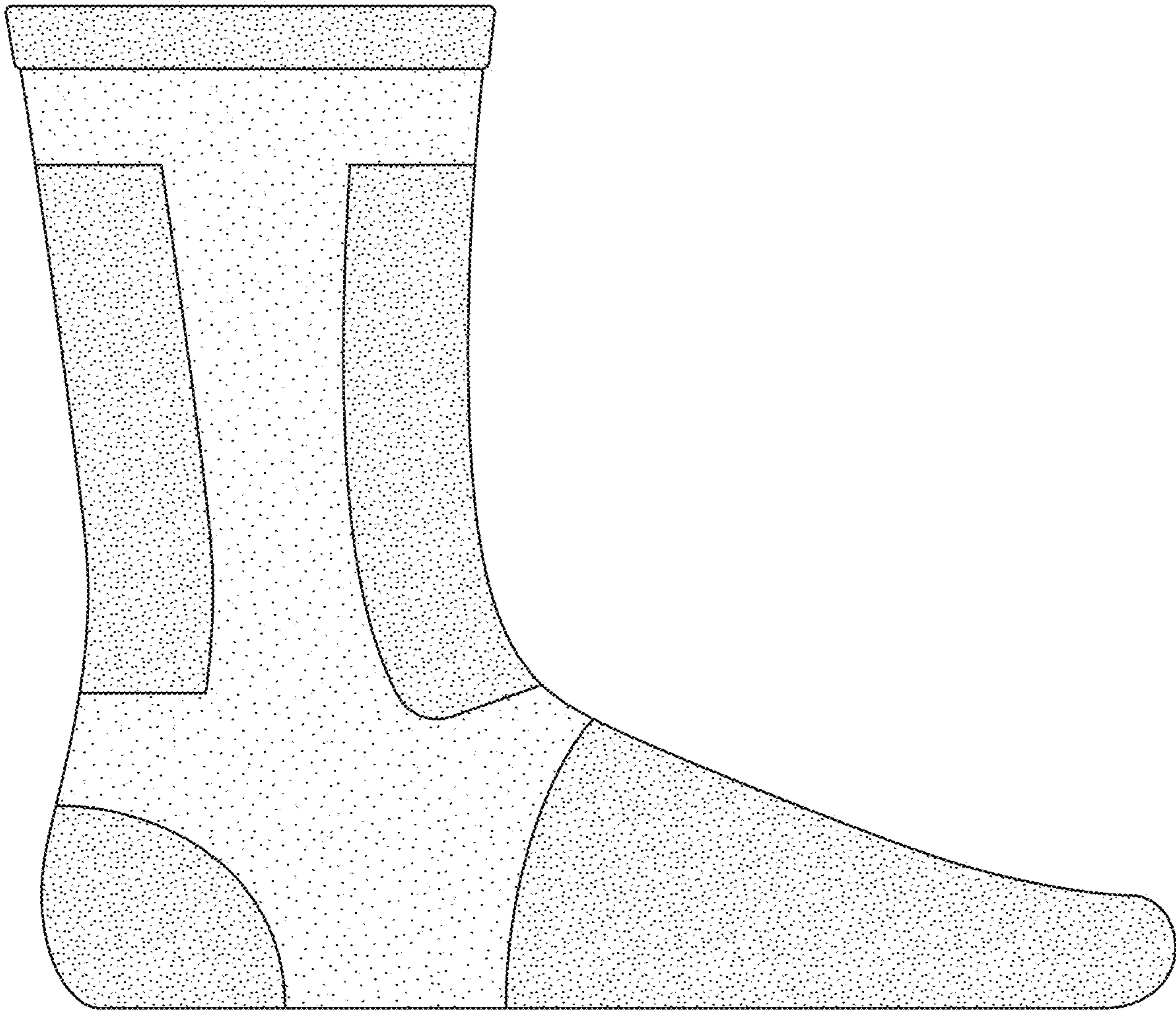


FIG. 4



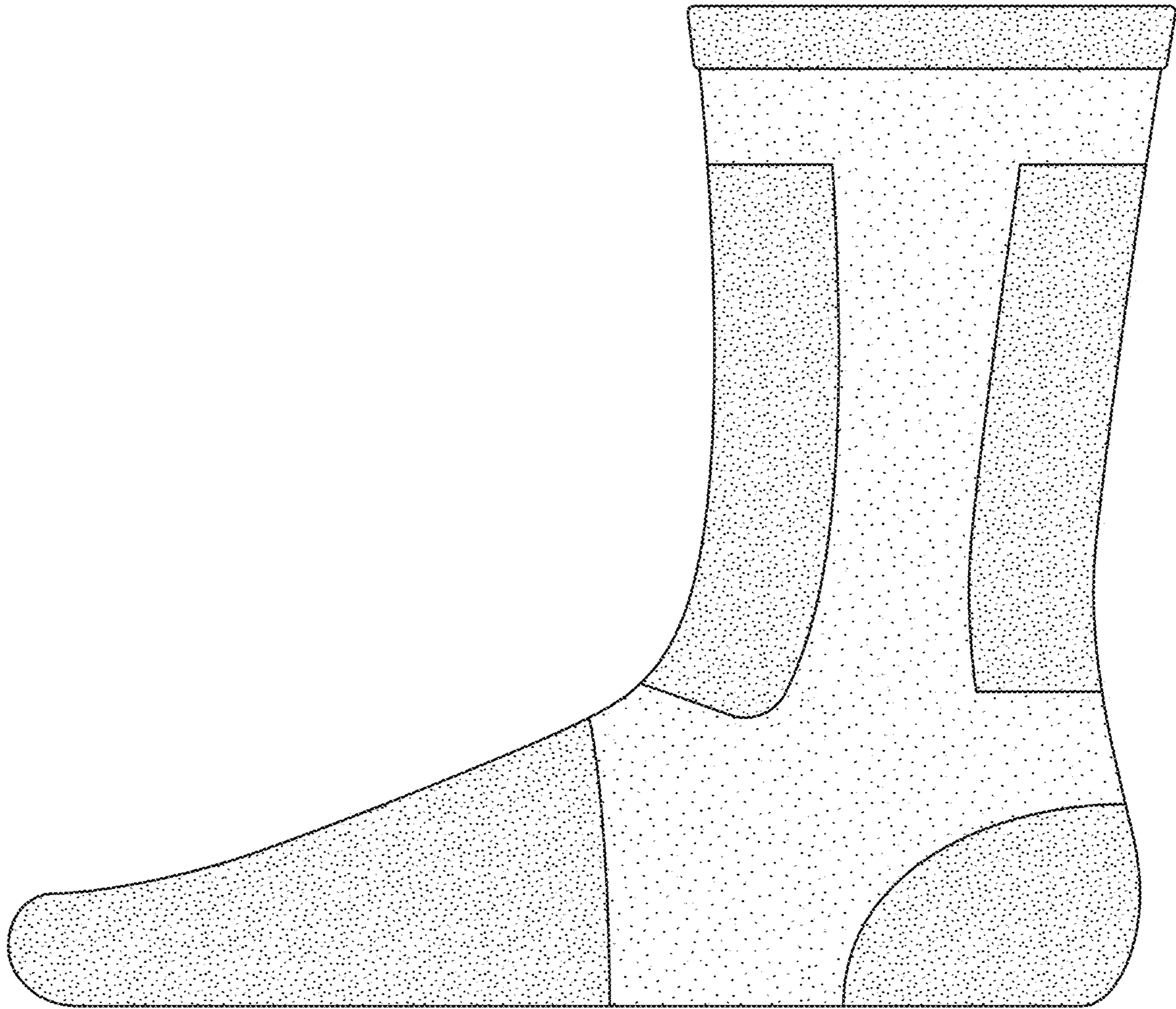


FIG. 5

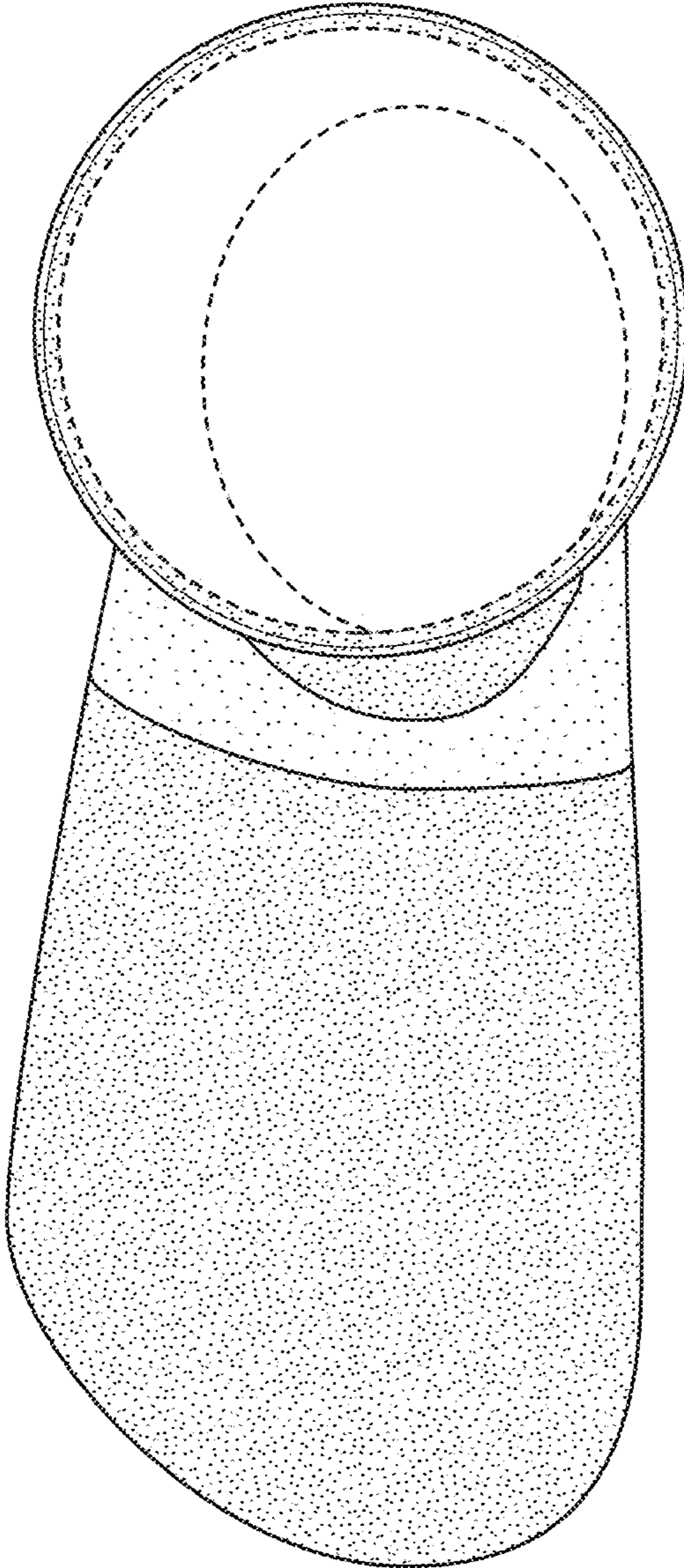


FIG. 6



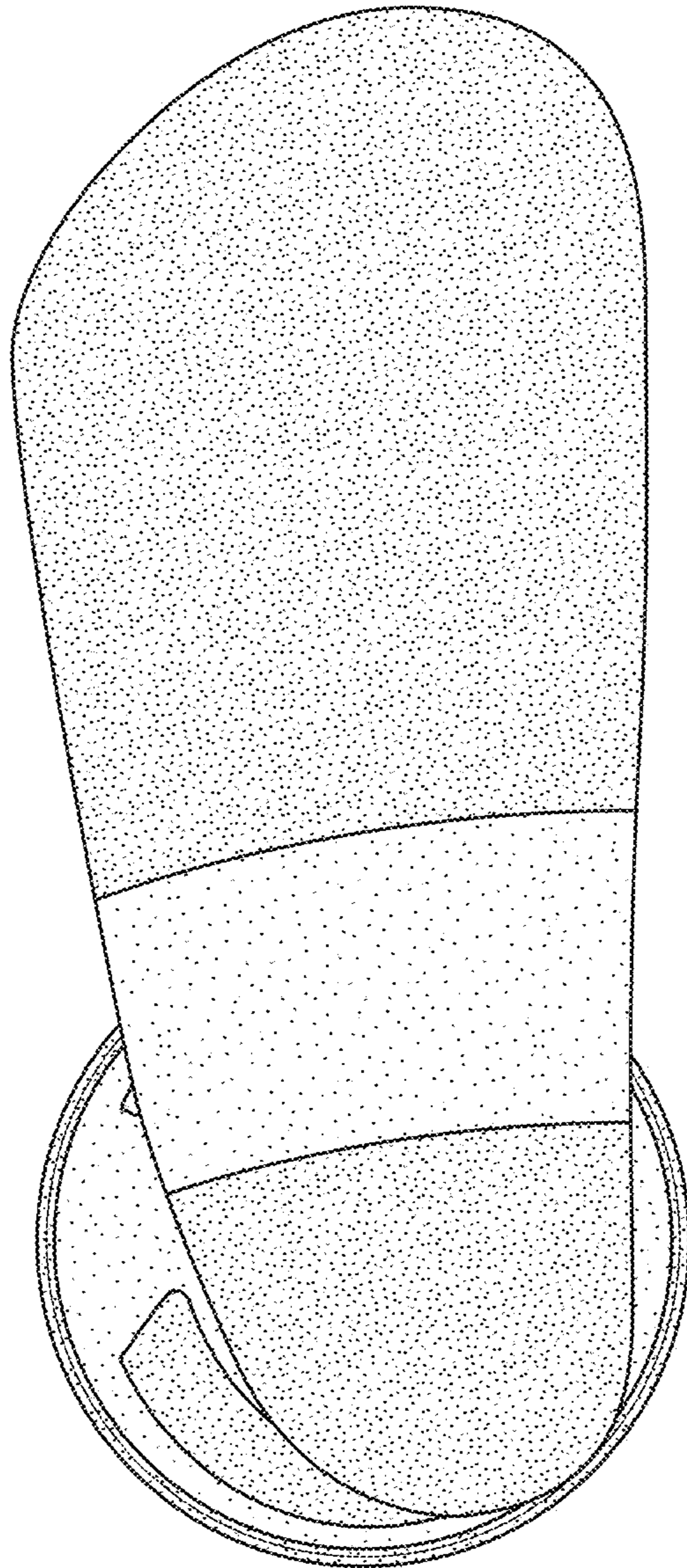


FIG. 7