



US00D883639S

(12) **United States Design Patent**  
**Phillips**

(10) **Patent No.:** **US D883,639 S**

(45) **Date of Patent:** **\*\* May 12, 2020**

- (54) **SHOE**
- (71) Applicant: **LaCrosse Footwear, Inc.**, Portland, OR (US)
- (72) Inventor: **Gabriel Freedom Phillips**, Portland, OR (US)
- (73) Assignee: **LaCrosse Footwear, Inc.**, Portland, OR (US)
- (\*\*) Term: **15 Years**
- (21) Appl. No.: **29/643,665**
- (22) Filed: **Apr. 10, 2018**
- (51) **LOC (12) Cl.** ..... **02-04**
- (52) **U.S. Cl.**  
USPC ..... **D2/969**
- (58) **Field of Classification Search**  
USPC ..... D2/896, 897, 902, 904, 906-908, 944, D2/946, 969, 972-974; D5/47, 49, 50, D5/53, 54, 56, 60  
CPC ... A43B 13/181; A43B 13/141; A43B 13/186; A43B 13/188; A43B 23/00; A43B 23/02; A43B 5/00; A43B 23/26; A43B 1/04; A43B 11/14; A43B 7/00; A43B 3/12; A43C 3/00; A43C 5/00; A43C 7/00; A43C 11/004  
See application file for complete search history.

D336,148 S *	6/1993	Adams	.....	D2/969
D345,047 S *	3/1994	DiSilvio	.....	D2/902
D351,937 S *	11/1994	Hewett	.....	D2/969
5,647,150 A	7/1997	Romanato et al.		
6,298,582 B1	10/2001	Friton et al.		
D500,199 S *	12/2004	Clegg	.....	D2/972
D514,798 S *	2/2006	Avar	.....	D2/972
D514,801 S *	2/2006	Hui	.....	D2/972
D522,730 S *	6/2006	Holmes	.....	D2/972
D528,772 S *	9/2006	Portzline	.....	D2/972
D544,684 S *	6/2007	Lupo	.....	D2/972
7,540,097 B2	6/2009	Greene et al.		
7,757,412 B2	7/2010	Farys		
8,065,818 B2	11/2011	Greene et al.		
8,850,723 B2	10/2014	Greene et al.		
D725,354 S *	3/2015	Della Valle	.....	D2/944
D731,765 S *	6/2015	Opie	.....	D2/907
D747,087 S *	1/2016	Sars	.....	D2/907
D805,743 S *	12/2017	Feeney	.....	D2/906
2003/0196354 A1	10/2003	Chu		
2006/0017195 A1	1/2006	Yang		

(Continued)

*Primary Examiner* — Dominic V Simone  
(74) *Attorney, Agent, or Firm* — Perkins Coie LLP

(57) **CLAIM**

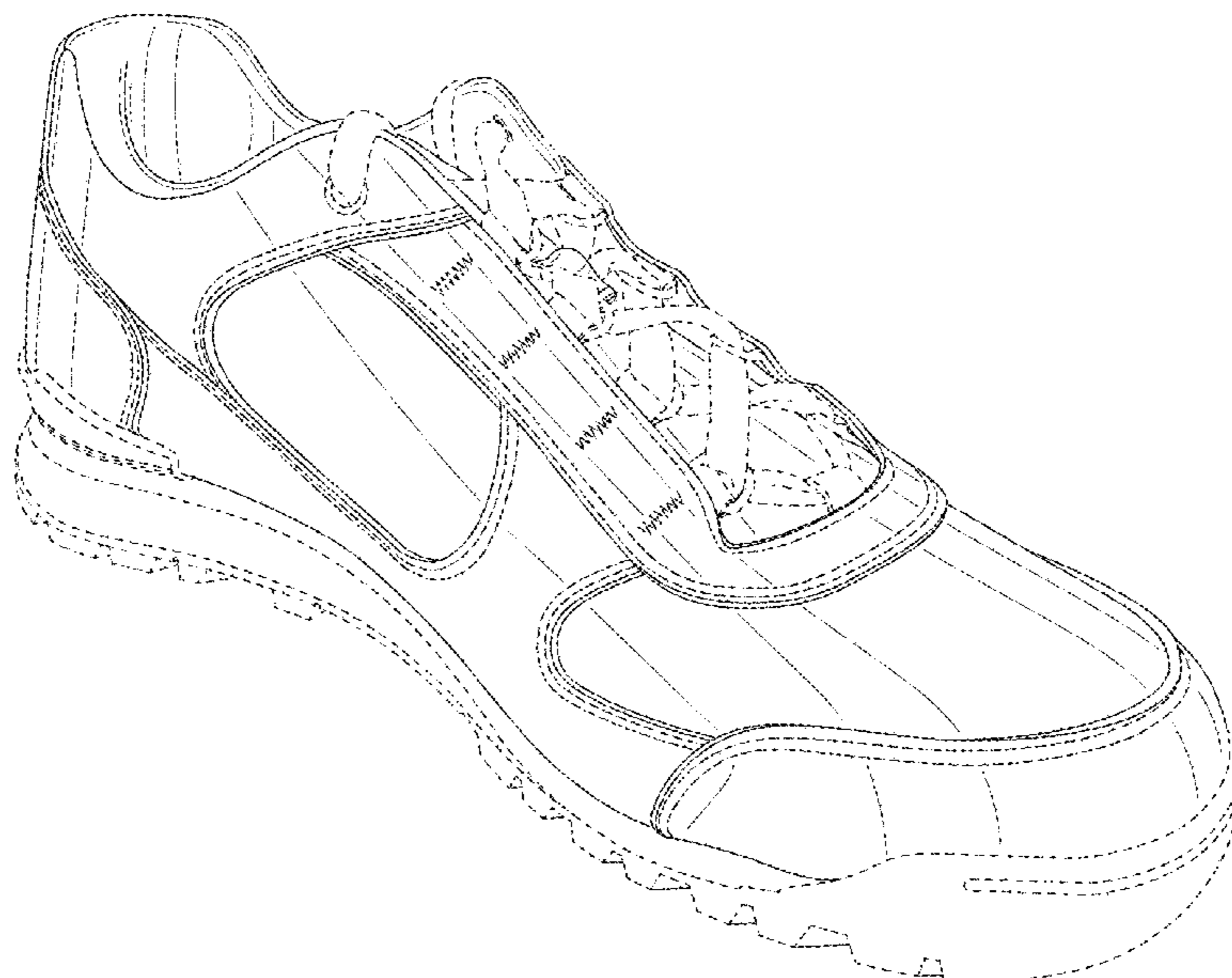
The ornamental design for the shoe, as shown and described.

**DESCRIPTION**

FIG. 1 is a perspective view of the first embodiment of a shoe showing our new design.  
FIG. 2 is a right-side perspective view thereof.  
FIG. 3 is a left-side perspective view thereof.  
FIG. 4 is a front perspective view thereof.  
FIG. 5 is a rear perspective view thereof.  
FIG. 6 is a top perspective view thereof; and,  
FIG. 7 is a bottom perspective view thereof.  
Any broken lines, colors, and/or patterns in the drawing are for illustrative purposes only and form no part of the claimed design.

**1 Claim, 7 Drawing Sheets**

- (56) **References Cited**  
U.S. PATENT DOCUMENTS  
3,769,723 A 11/1973 Masterson et al.  
4,222,183 A 9/1980 Haddox  
4,447,967 A 5/1984 Zaino  
4,459,765 A 7/1984 Power  
D279,232 S 6/1985 Gamm  
4,704,808 A 11/1987 Bianchini et al.  
D334,651 S \* 4/1993 Smith ..... D2/969



(56)

**References Cited**

U.S. PATENT DOCUMENTS

2014/0237858 A1 8/2014 Adami et al.  
2016/0007687 A1 1/2016 Surace et al.

\* cited by examiner

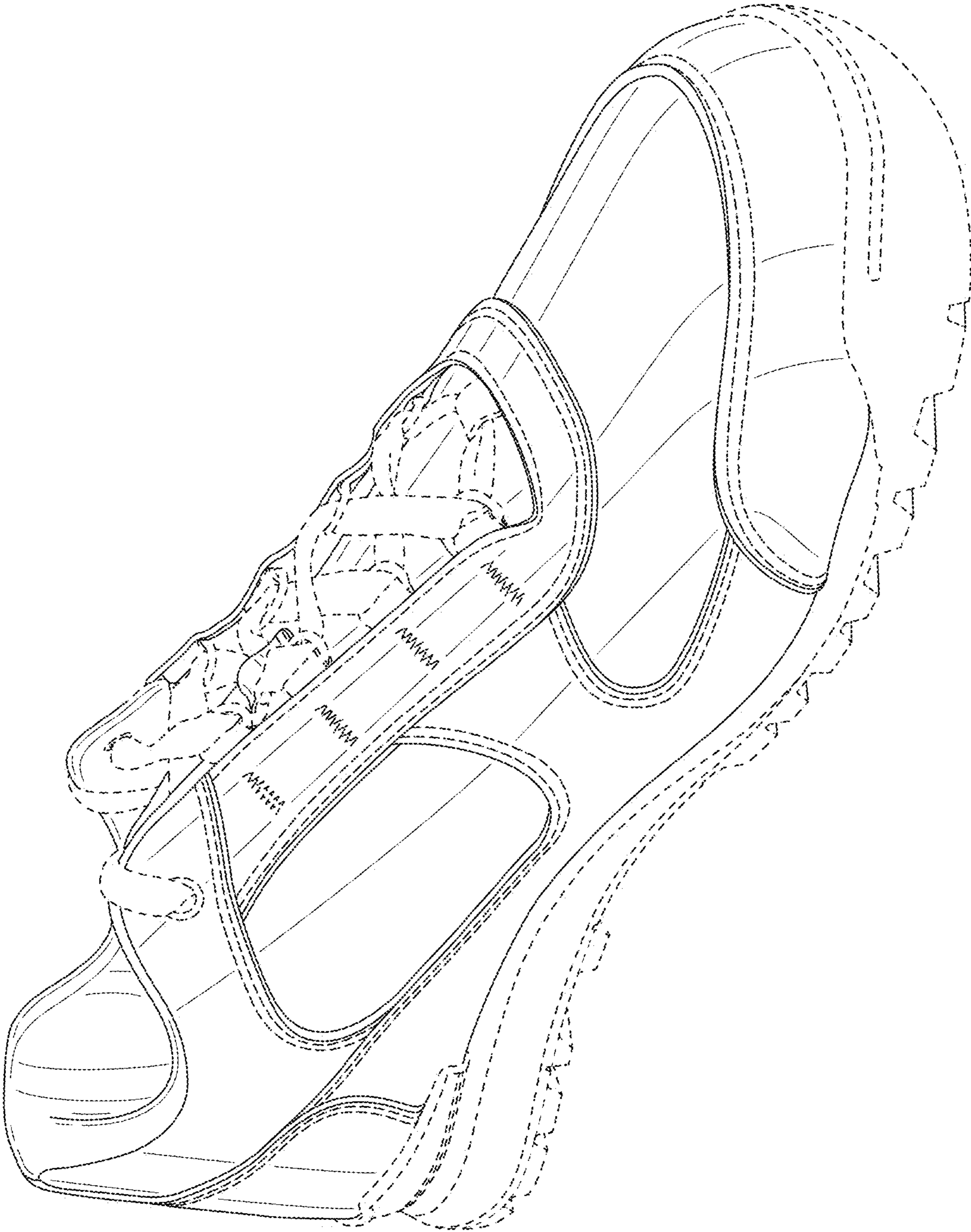


Fig. 1

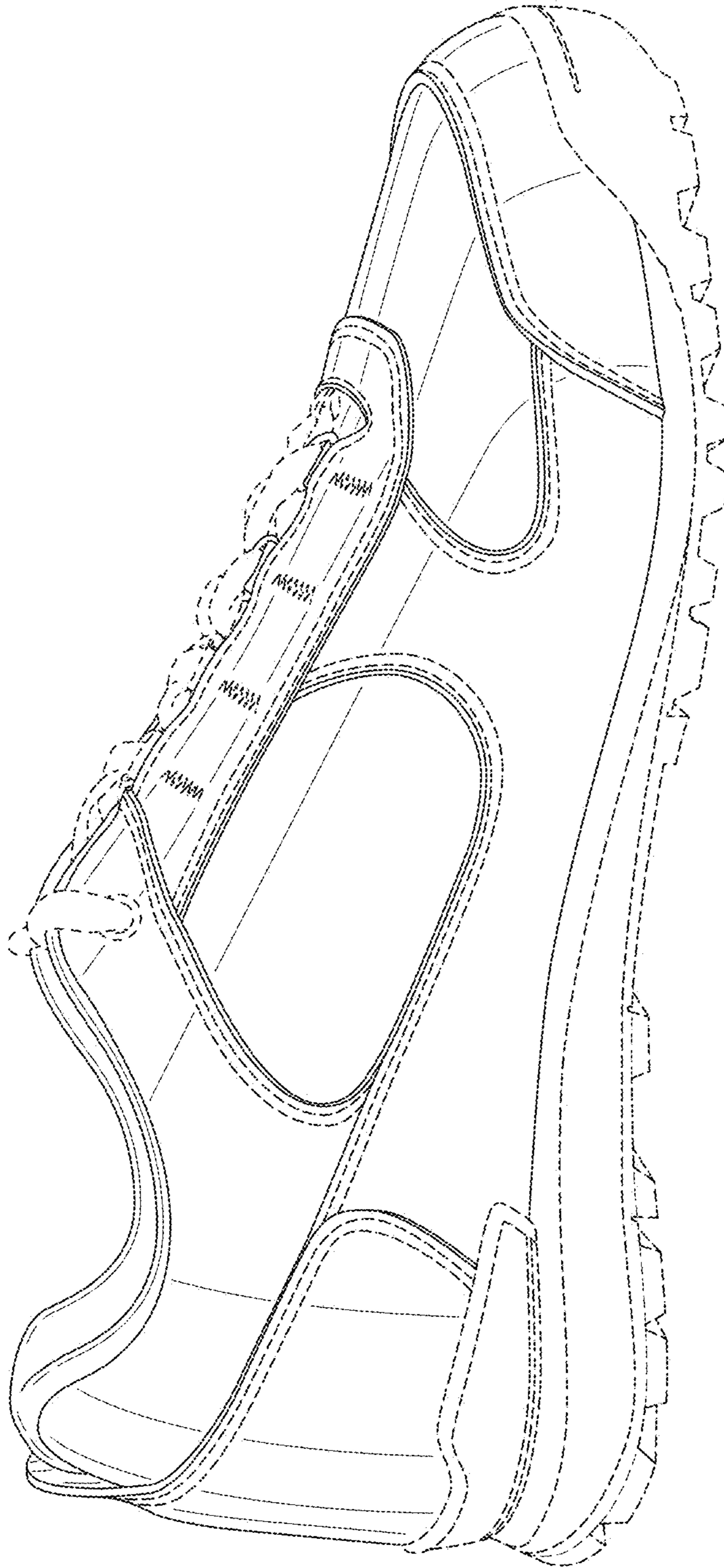


Fig. 2

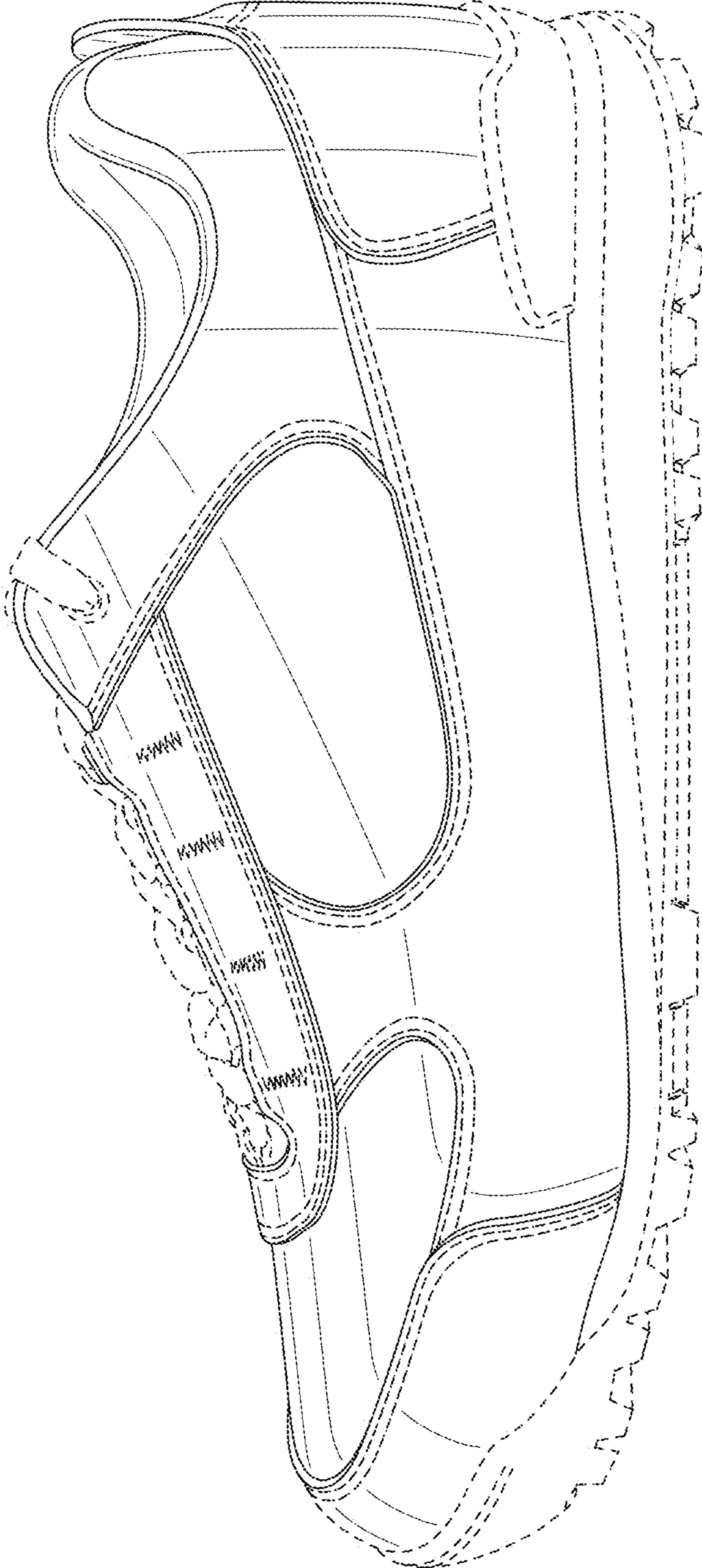
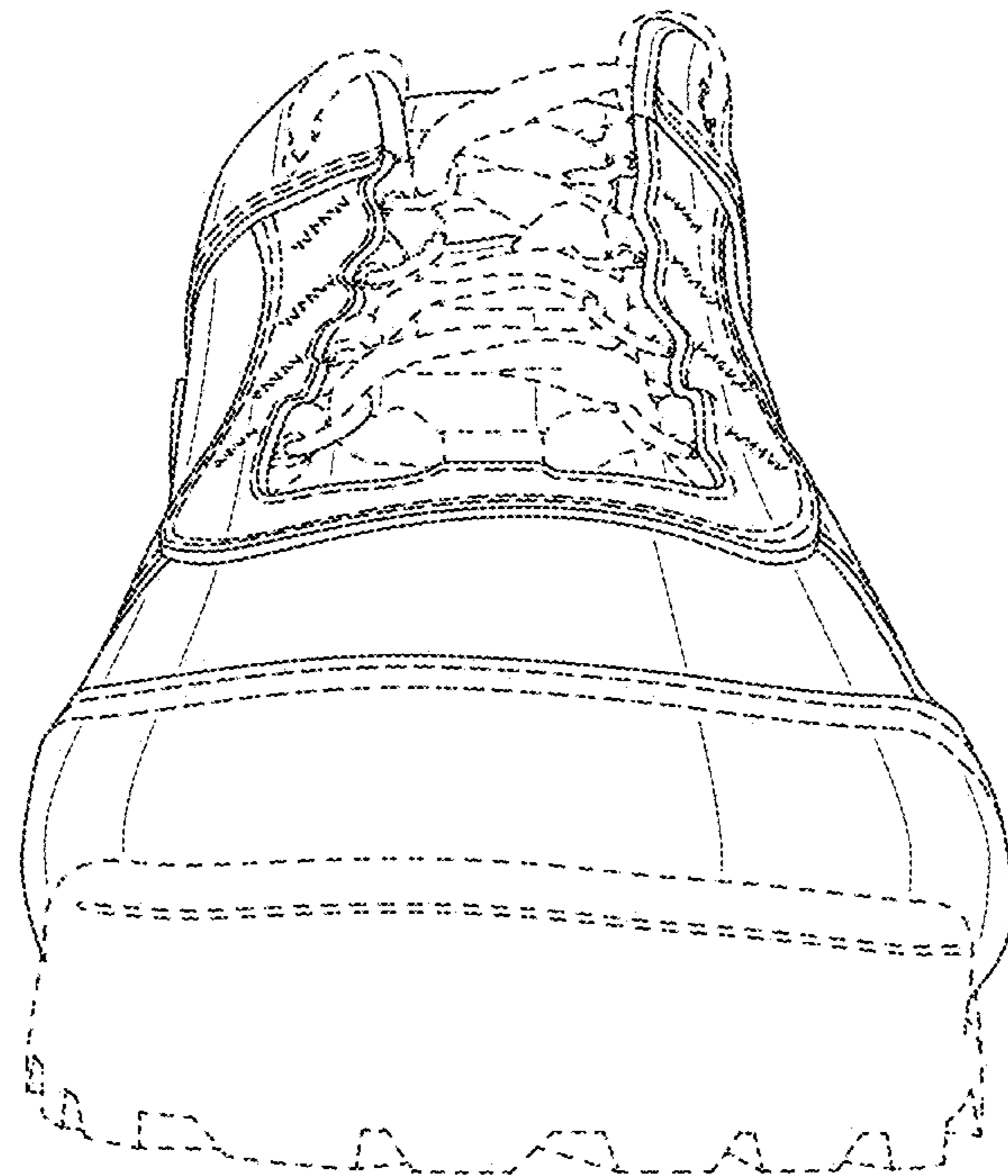
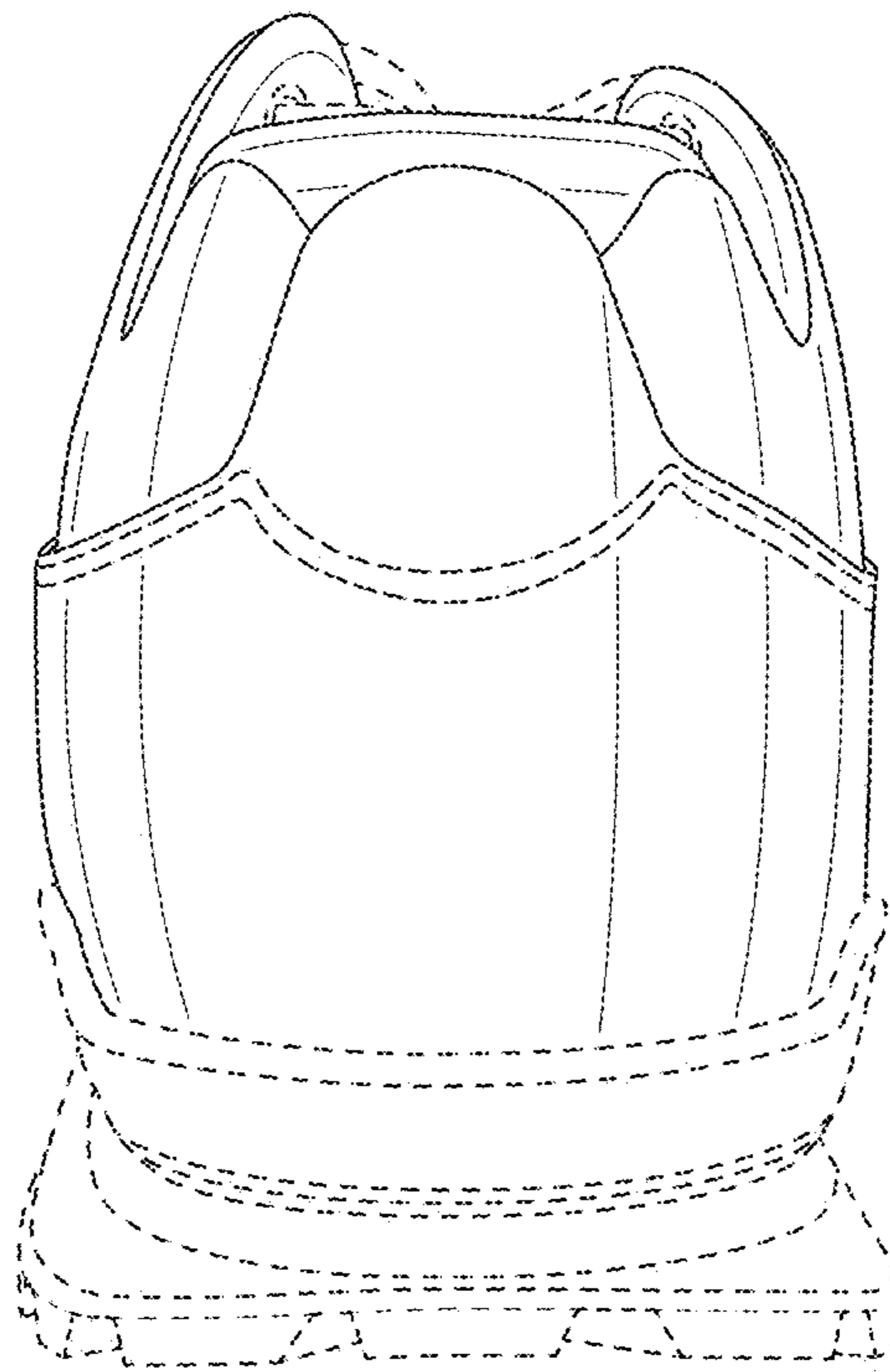


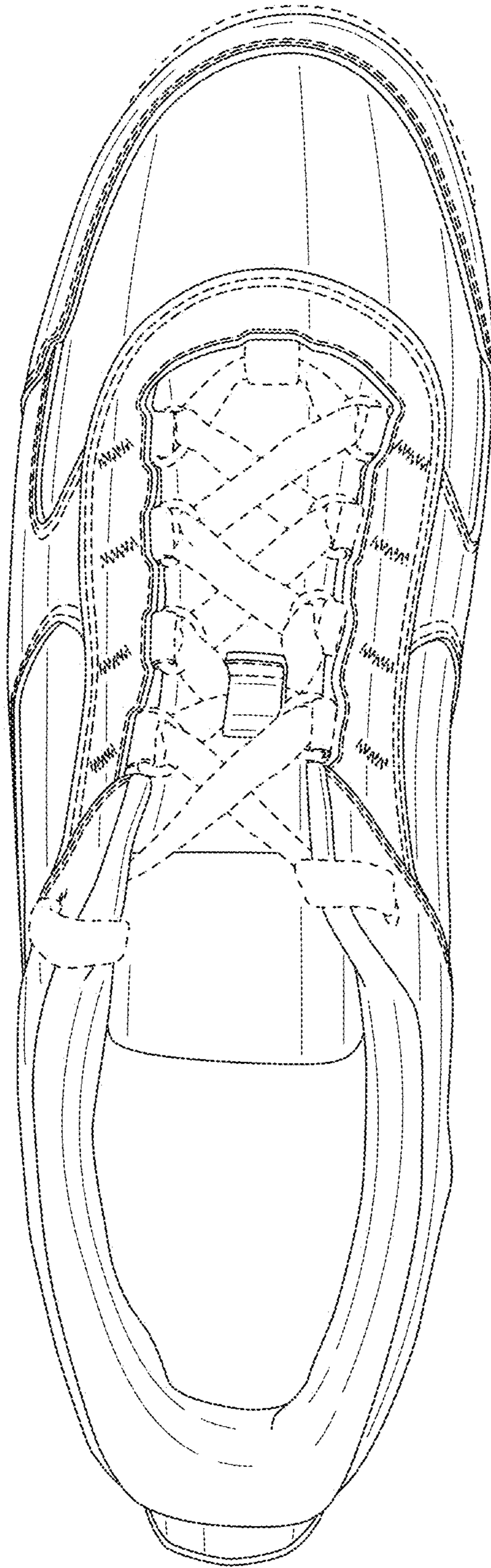
Fig. 3



*Fig. 4*

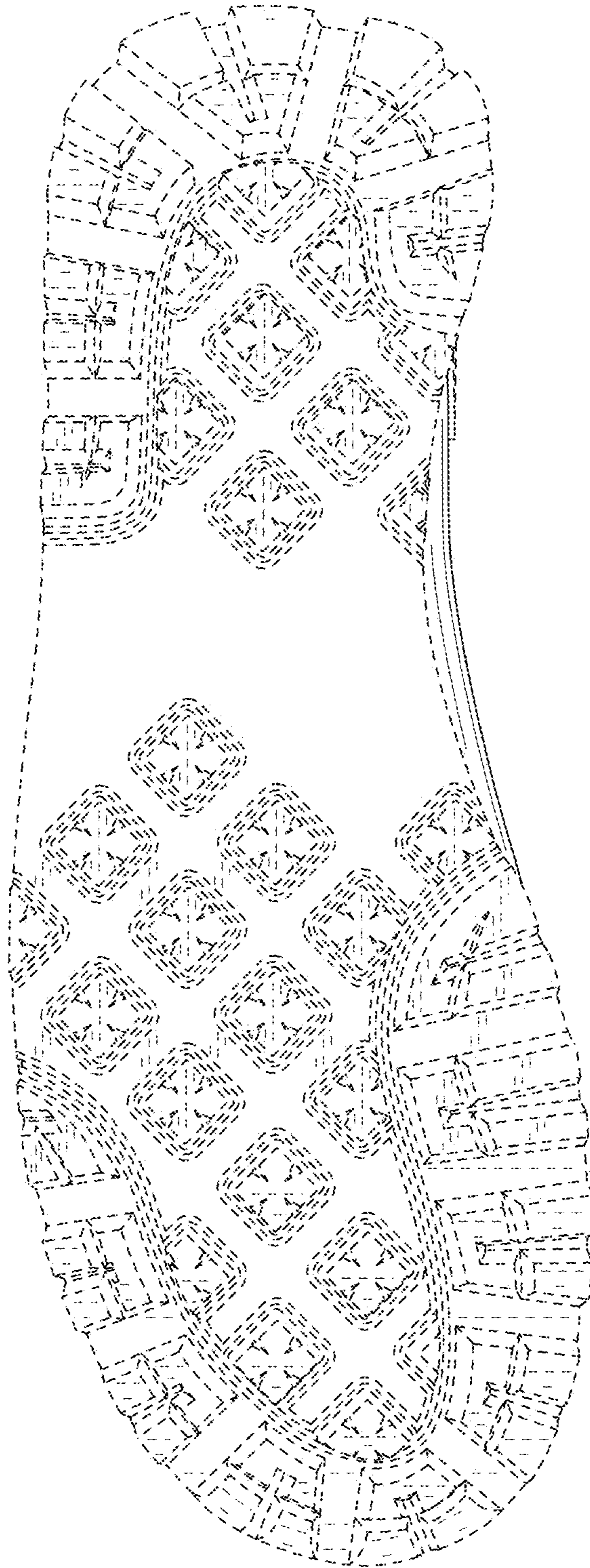


*Fig. 5*



*Fig. 6*





*Fig. 7*