



US00D883610S

(12) **United States Design Patent**
Hong

(10) **Patent No.:** **US D883,610 S**

(45) **Date of Patent:** **** May 12, 2020**

(54) **UTILITY GLOVE**

DESCRIPTION

- (71) Applicant: **Jin K. Hong**, Bellflower, CA (US)
- (72) Inventor: **Jin K. Hong**, Bellflower, CA (US)
- (73) Assignee: **PRIMAX MANUFACTURING & TRADING, INC.**, La Mirada, CA (US)
- (**) Term: **15 Years**
- (21) Appl. No.: **29/659,045**
- (22) Filed: **Aug. 6, 2018**
- (51) **LOC (12) Cl.** **02-06**
- (52) **U.S. Cl.**
USPC **D2/617**
- (58) **Field of Classification Search**
USPC D2/610, 612, 614, 615, 616, 617, 618, D2/619; D29/113, 117.1, 117.2, 120.1
(Continued)

The patent or application file contains a least one drawing executed in color. Copies of this patent or patent application publication with color drawing(s) will be provided by the Office upon request and payment of the necessary fee.
FIG. 1 is a top view of a left hand utility glove showing my new design, a right hand utility glove being a mirror image thereof.

FIG. 2 is a bottom view of the left hand utility glove showing my new design, the right hand utility glove being a mirror image thereof.

FIG. 3 is a first right side view of the left hand utility glove showing my new design with fingers raised, the right hand utility glove being a mirror image thereof.

FIG. 4 is a second right side view of the left hand utility glove showing my new design with fingers relaxed, the right hand utility glove being a mirror image thereof.

FIG. 5 is a third right side view of the left hand utility glove showing my new design with fingers lowered, the right hand utility glove being a mirror image thereof.

FIG. 6 is a right side and top view of the left hand utility glove showing my new design, the right hand utility glove being a mirror image thereof.

FIG. 7 is a left side view of the left hand utility glove showing my new design, the right hand utility glove being a mirror image thereof.

FIG. 8 is a left side and top view of the left hand utility glove showing my new design, the right hand utility glove being a mirror image thereof.

FIG. 9 is a second right side and top view of the left hand utility glove showing my new design, the right hand utility glove being a mirror image thereof.

FIG. 10 is a front perspective view of the left hand utility glove showing my new design, the right hand utility glove being a mirror image thereof.

FIG. 11 is a top and front perspective view of the left hand utility glove showing my new design, the right hand utility glove being a mirror image thereof.

FIG. 12 is a top and rear perspective view of the left hand utility glove showing my new design, the right hand utility glove being a mirror image thereof; and,

(Continued)

(56) **References Cited**

U.S. PATENT DOCUMENTS

- D57,279 S 3/1921 Seely
 - 1,649,074 A 11/1927 Palicki
- (Continued)

OTHER PUBLICATIONS

Caiman 1512 Kontour Welding Gloves, posted at amazon.com, posting date Jun. 14, 2019, [online], [site visited Nov. 14, 2019]. Available from Internet, URL: <https://www.amazon.com/Cowhide-Kontour-Welding-Insulated-Reinforced/dp/B07T2PN838> (Year: 2019).*

(Continued)

Primary Examiner — George D. Kirschbaum

Assistant Examiner — Maria J Edwards

(74) *Attorney, Agent, or Firm* — Kenneth L. Green; Averill & Green

(57) **CLAIM**

The ornamental design for a utility glove, as shown and described.

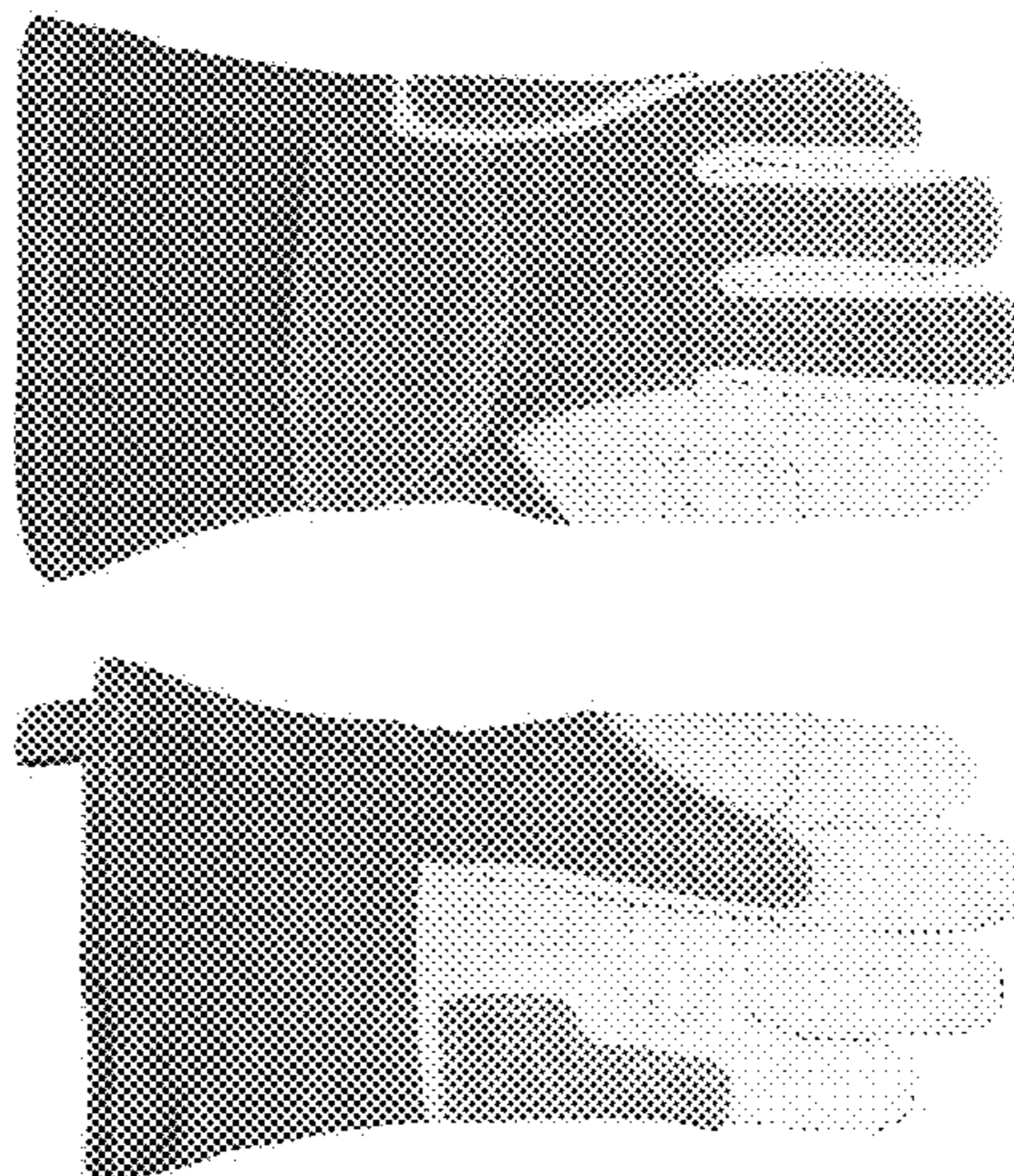


FIG. 13 is a bottom view of the left hand utility glove with the thumb folded away from the palm showing my new design, the right hand utility glove being a mirror image thereof.

**1 Claim, 6 Drawing Sheets
(6 of 6 Drawing Sheet(s) Filed in Color)**

(58) **Field of Classification Search**
CPC A41D 19/01529; A41D 19/015
See application file for complete search history.

(56) **References Cited**

U.S. PATENT DOCUMENTS

1,809,877	A	6/1931	Wells	
1,934,332	A	11/1933	Skinner	
2,041,201	A	5/1936	Neback	
2,096,412	A *	10/1937	S Sturm A41D 19/00 2/161.8
2,111,345	A *	3/1938	Wells A41D 19/00 2/165
2,295,507	A *	9/1942	Wells, Jr. A41D 19/015 2/161.6
2,357,574	A *	9/1944	Beebe A41D 19/015 2/161.6
2,378,773	A *	6/1945	Hurt A41D 19/0055 2/162
2,425,129	A *	8/1947	Seidel A41D 19/02 2/161.6
2,448,697	A	9/1948	Bakke	
3,251,067	A	5/1966	Shmikler	
3,548,413	A	12/1970	Jackson	
D338,742	S	8/1993	Cherepanov	
5,369,806	A	12/1994	Chan	
D372,112	S	7/1996	Garneau	

D528,264	S *	9/2006	Mattesky D2/619
D632,441	S	2/2011	Hong	
D651,358	S	12/2011	Bulan	
D696,467	S	12/2013	Nelson	
D804,103	S *	11/2017	Wong D29/117.1
D866,871	S *	11/2019	Hong D29/117.1
2004/0210981	A1	10/2004	Jang	
2005/0010990	A1	1/2005	Jang	

OTHER PUBLICATIONS

Caiman 1540 Kontour Welding Gloves, posted at amazon.com, posting date Jun. 14, 2019, [online], [site visited Nov. 14, 2019]. Available from Internet, URL: <https://www.amazon.com/Caiman-Kontour-Welding-Insulated-Reinforced/dp/B07T6WGGXH> (Year: 2019).*

Caiman 1810-6 Glove, posted at amazon.com, posting date Nov. 29, 2012, [online], [site visited Nov. 14, 2019]. Available from Internet, URL: <https://www.amazon.com/Caiman-1810-6-Unlined-Leather-Insulated/dp/B0085JCL14> (Year: 2012).*

Caiman 1868-6 Glove, posted at amazon.com, posting date Nov. 29, 2012, [online], [site visited Nov. 14, 2019]. Available from Internet, URL: <https://www.amazon.com/Caiman-1868-6-Tungsten-Unlined-Leather/dp/B0085JCLLY> (Year: 2012).*

Eulangde Arc Armor Welding Gloves, posted at amazon.com, posting date Jul. 17, 2019, [online], [site visited Nov. 14, 2019]. Available from Internet, URL: <https://www.amazon.com/FULANGDE-Armor-Stick-Welding-Gloves/dp/B07PML4JCP> (Year: 2019).*

Miller Electric Welding Gloves, posted at amazon.com, posting date Feb. 7, 2014, [online], [site visited Nov. 14, 2019]. Available from Internet, URL: <https://www.amazon.com/Miller-Electric-Welding-Gloves-263348/dp/B00IAZNB12> (Year: 2014).*

Steiner 6502-X Premium Welding Gloves, posted at amazon.com, posting date Jan. 28, 2011, [online], [site visited Nov. 14, 2019]. Available from Internet, URL: <https://www.amazon.com/Steiner-Premium-Welding-Cowhide-Reverse/dp/B004GKNJIU> (Year: 2011).*

* cited by examiner

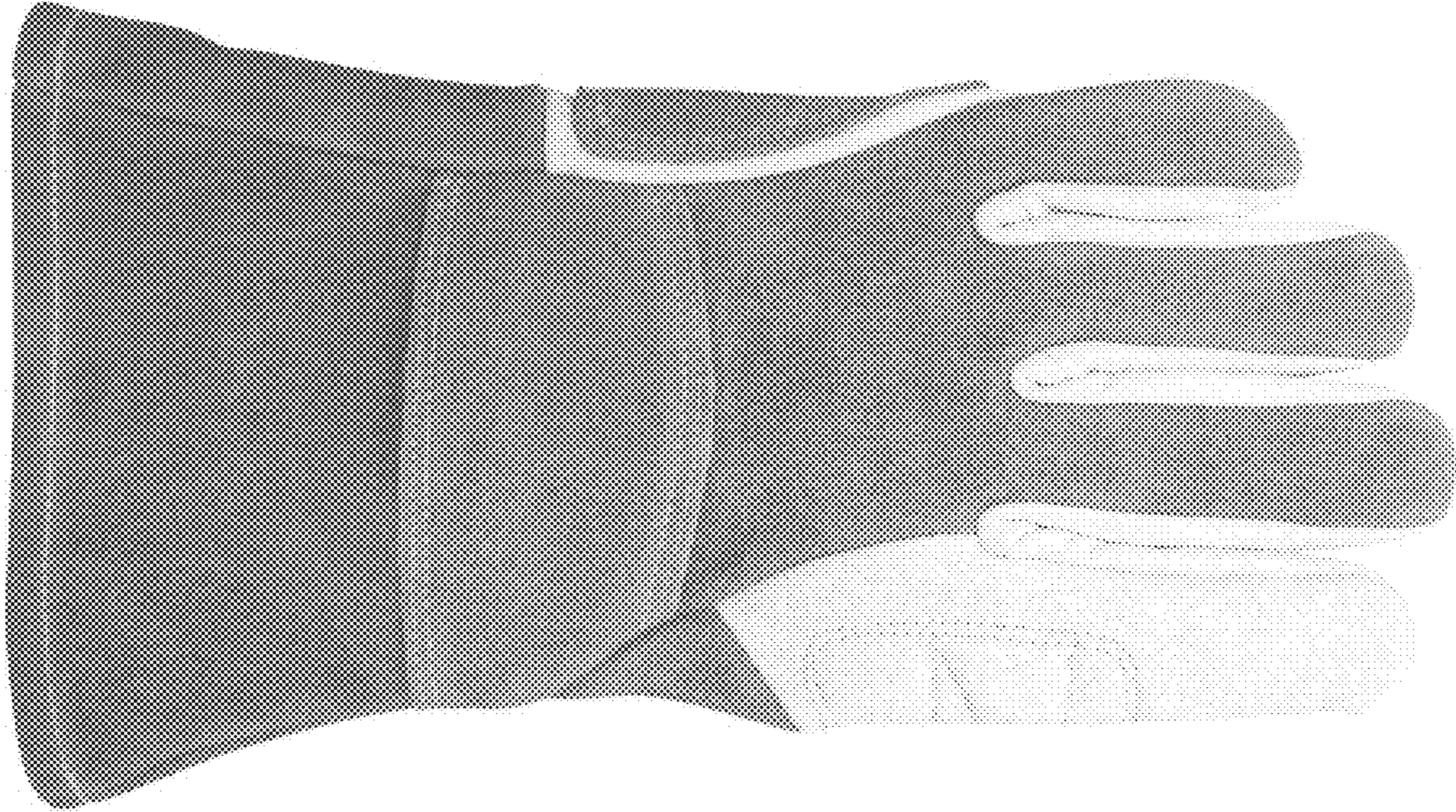


FIG. 1

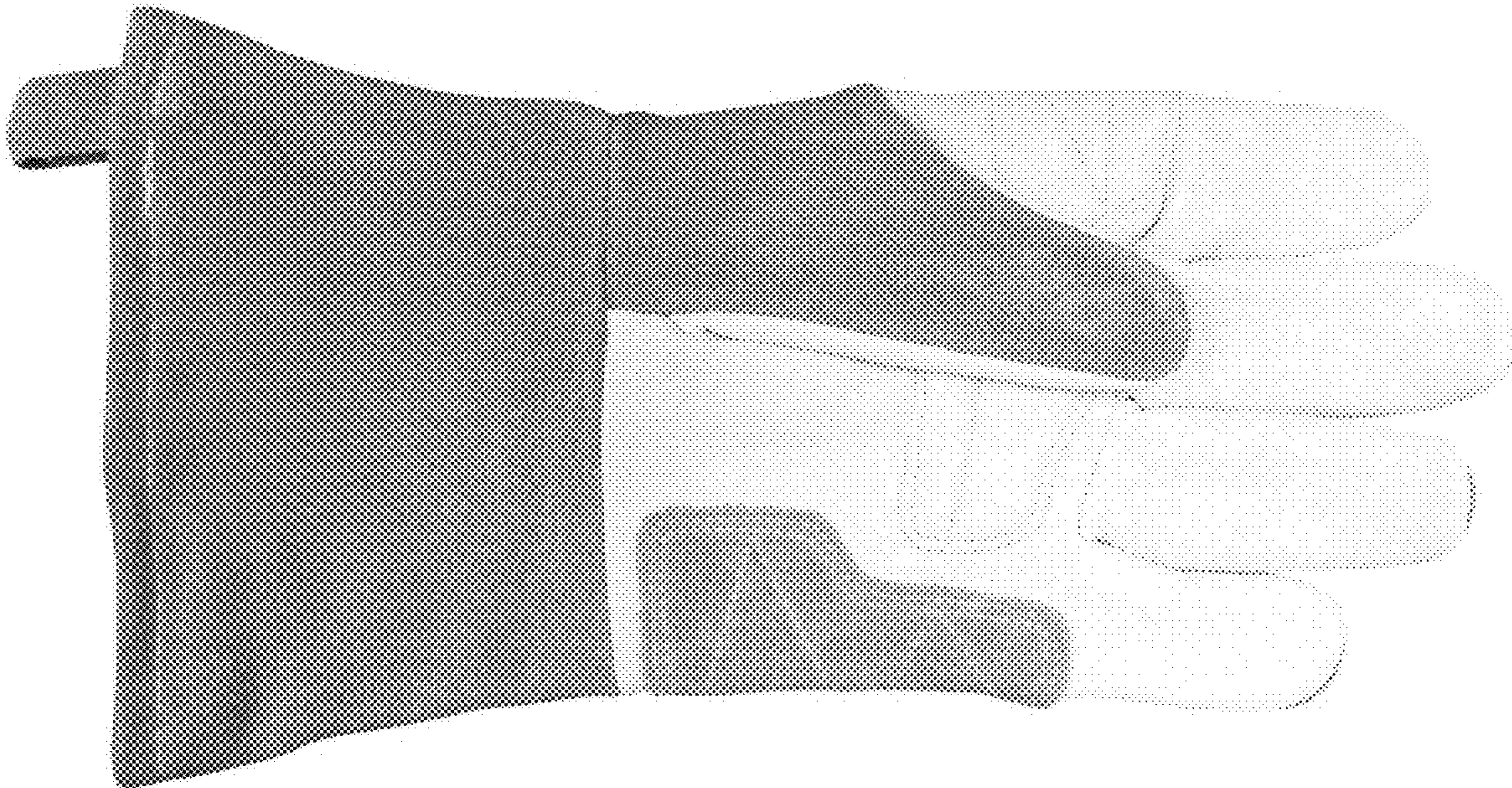


FIG. 2

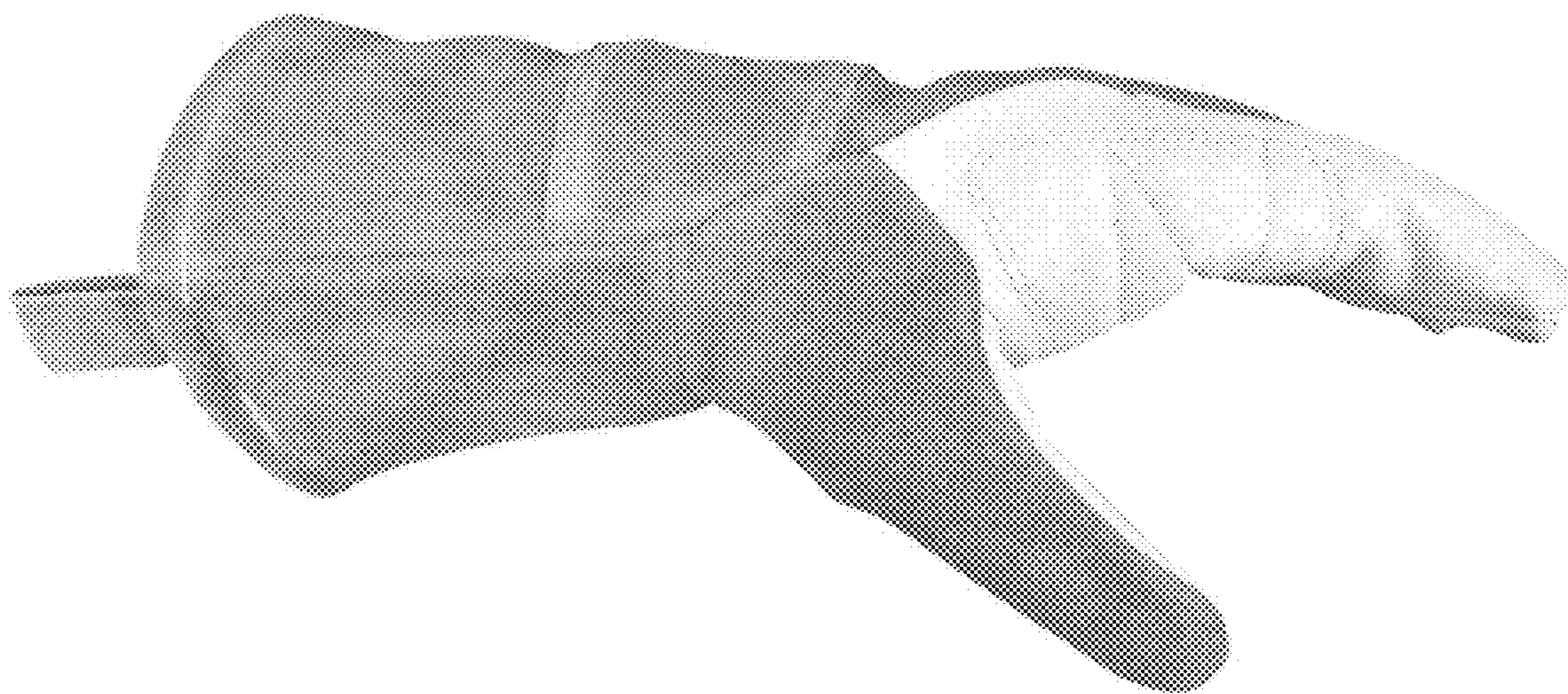


FIG. 3

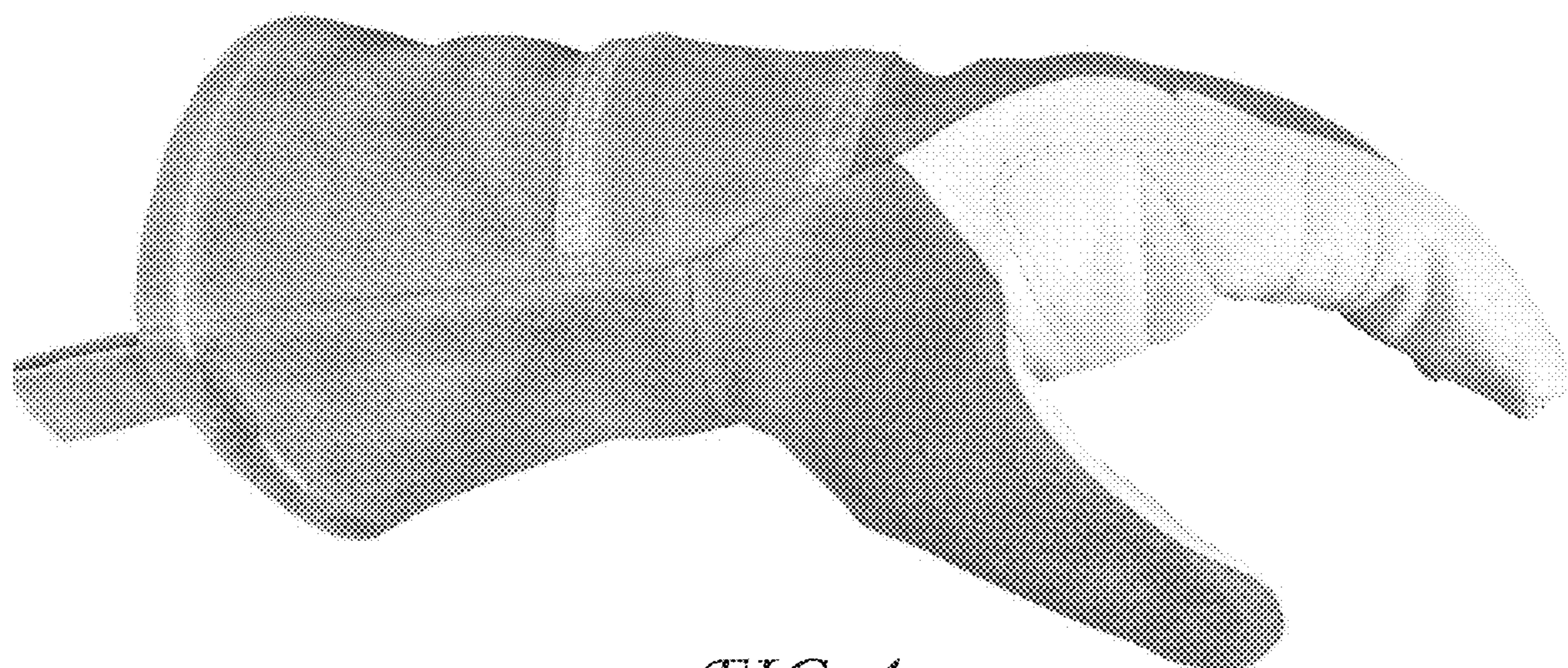


FIG. 4

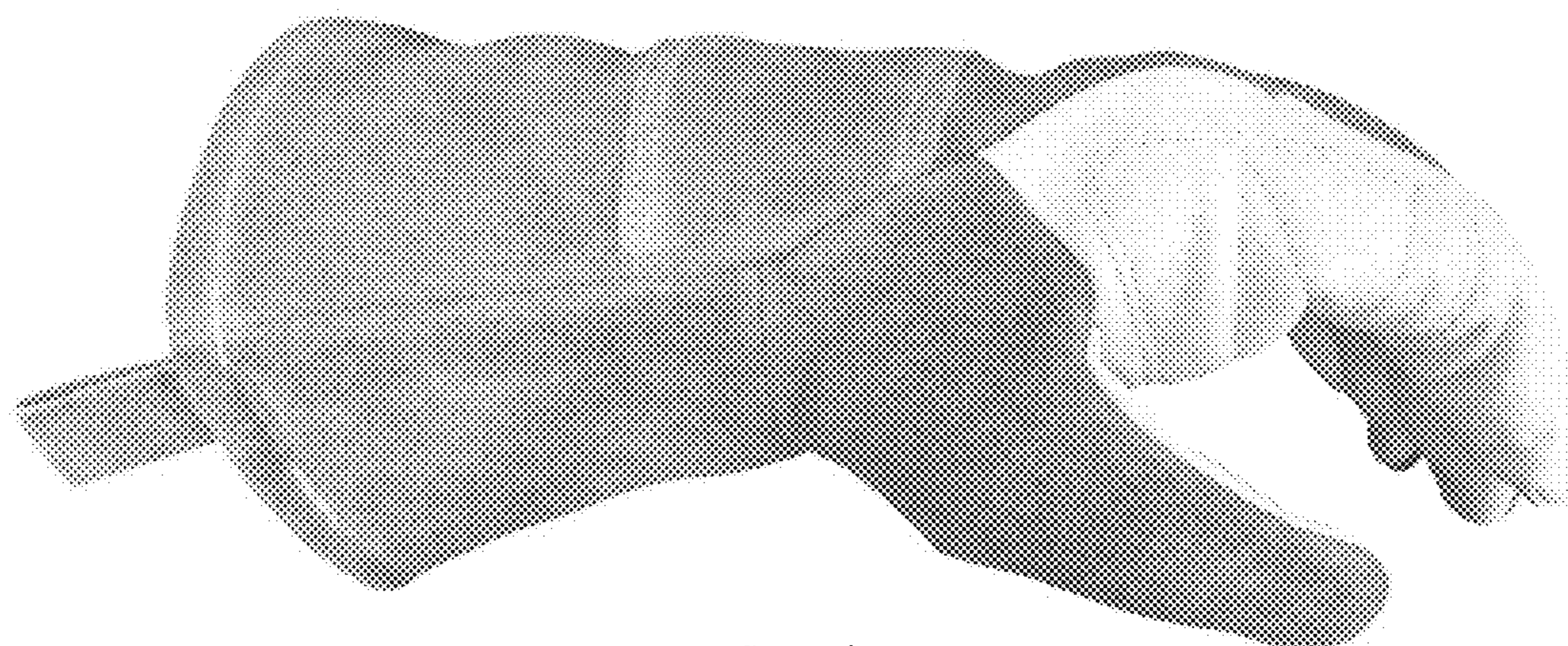


FIG. 5

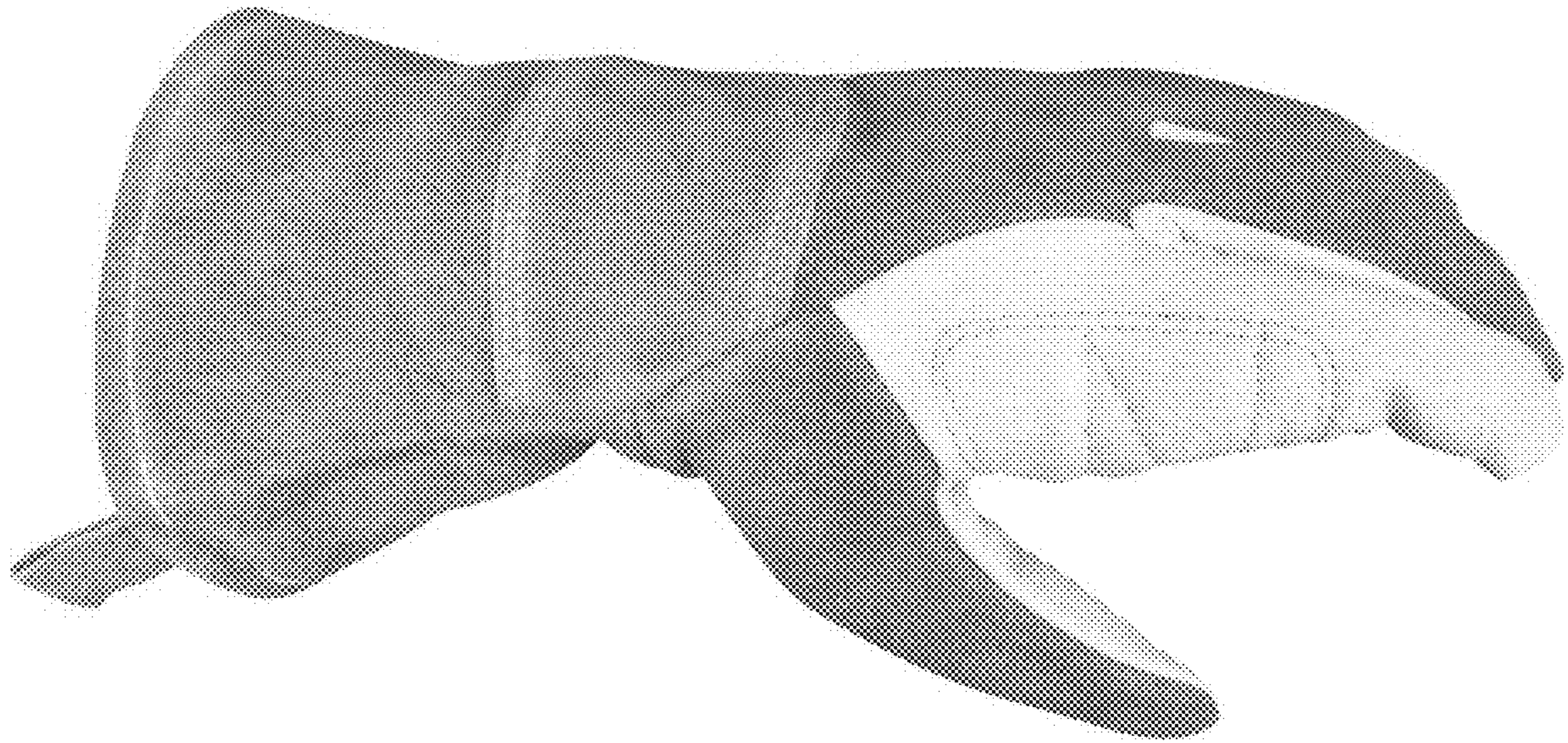


FIG. 6

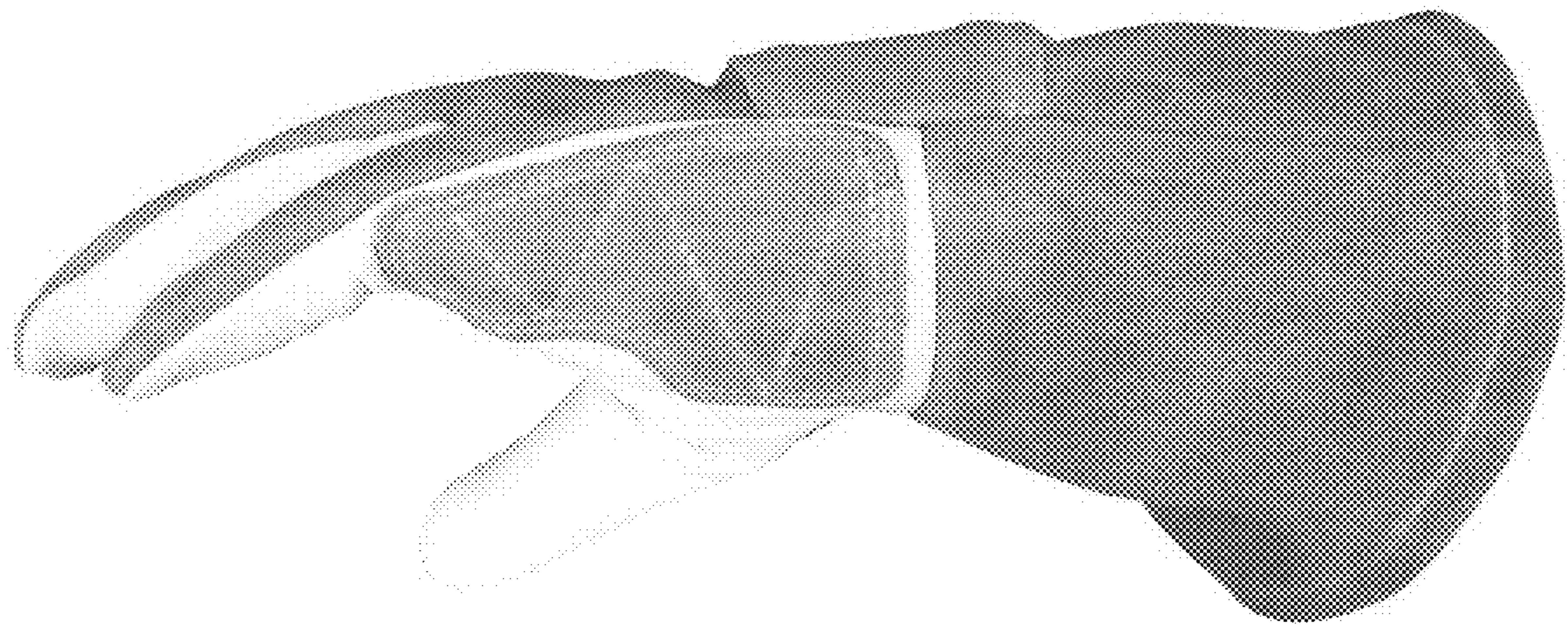


FIG. 7

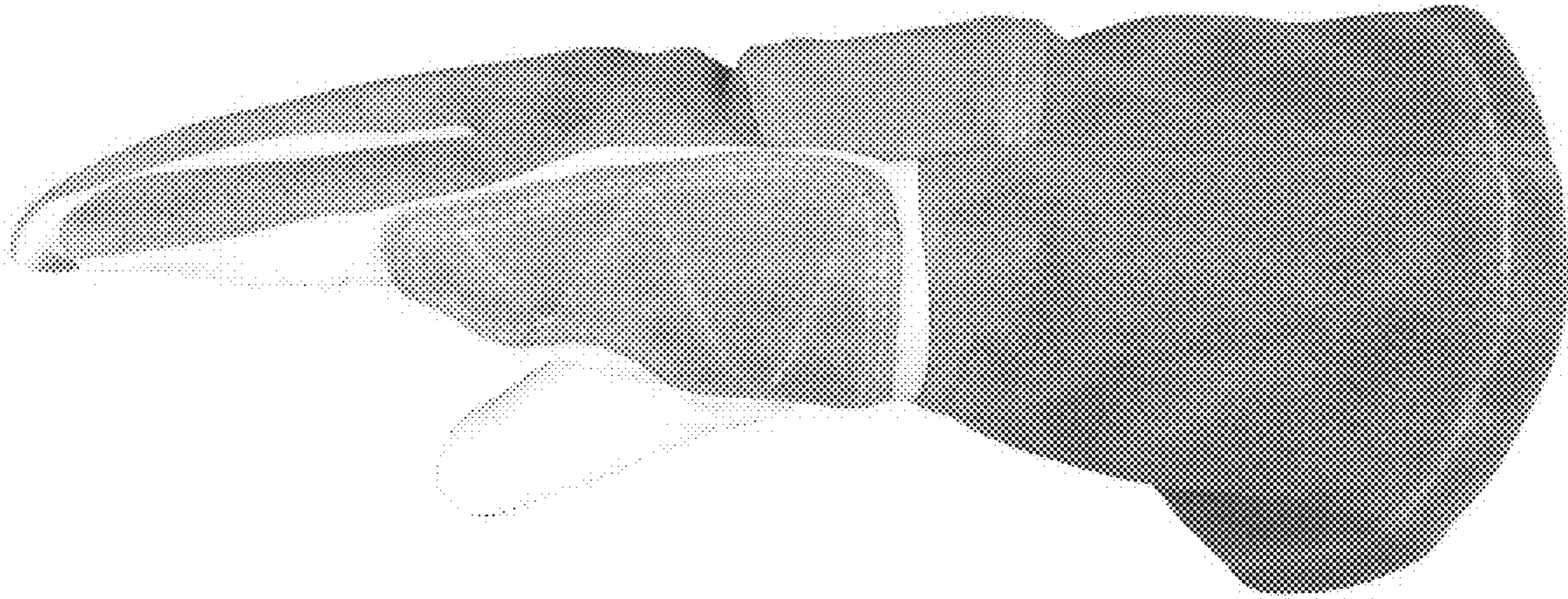


FIG. 8

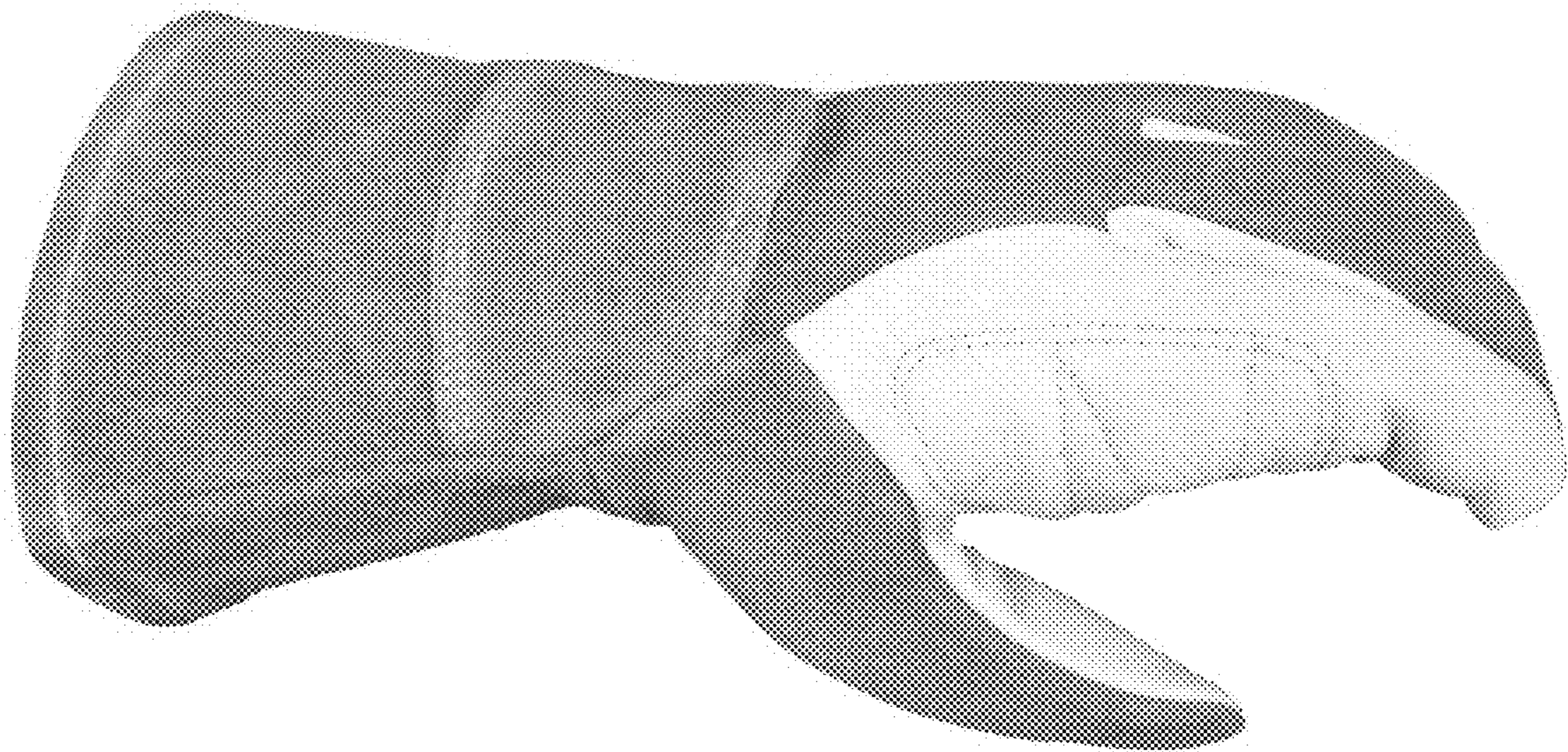


FIG. 9

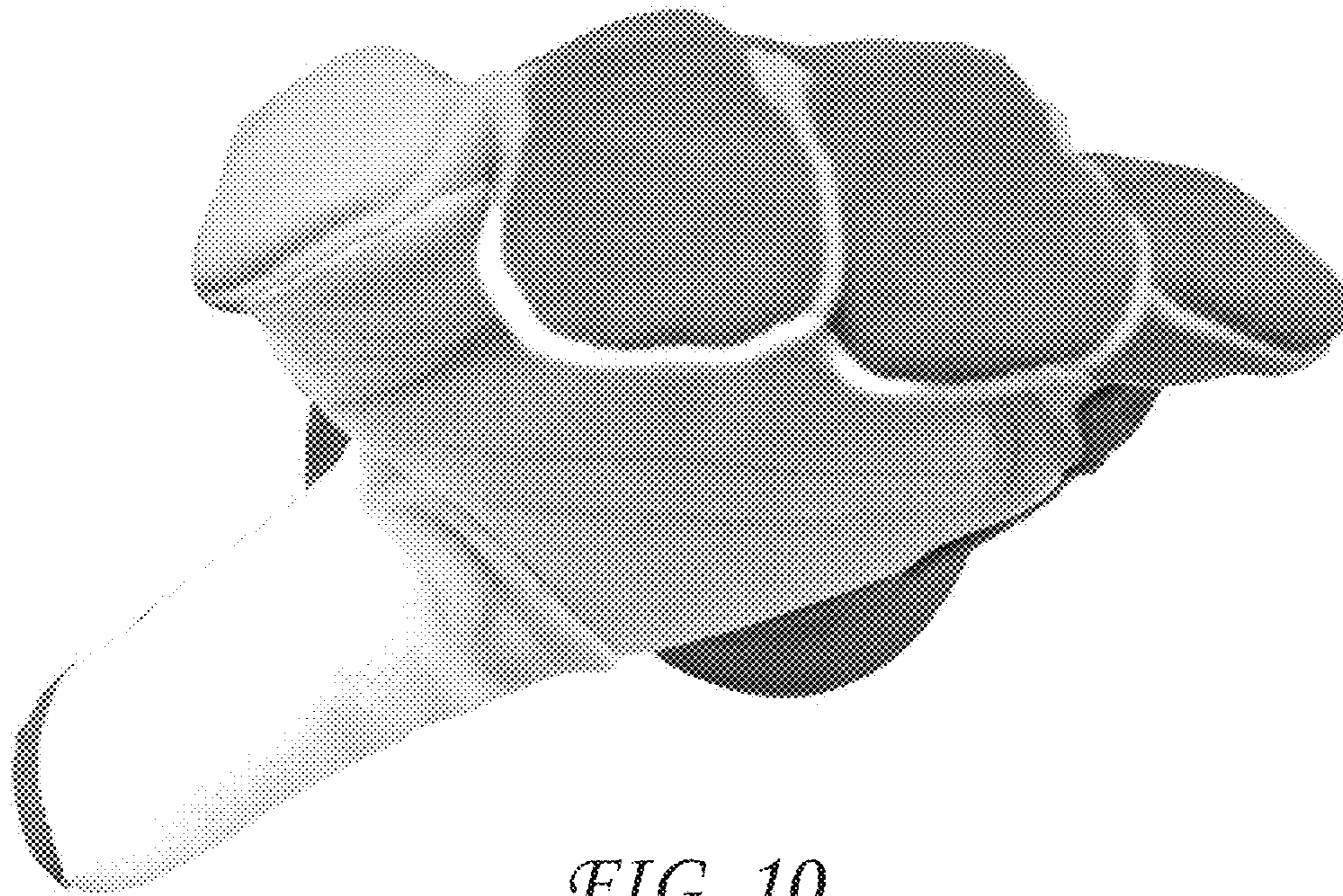


FIG. 10

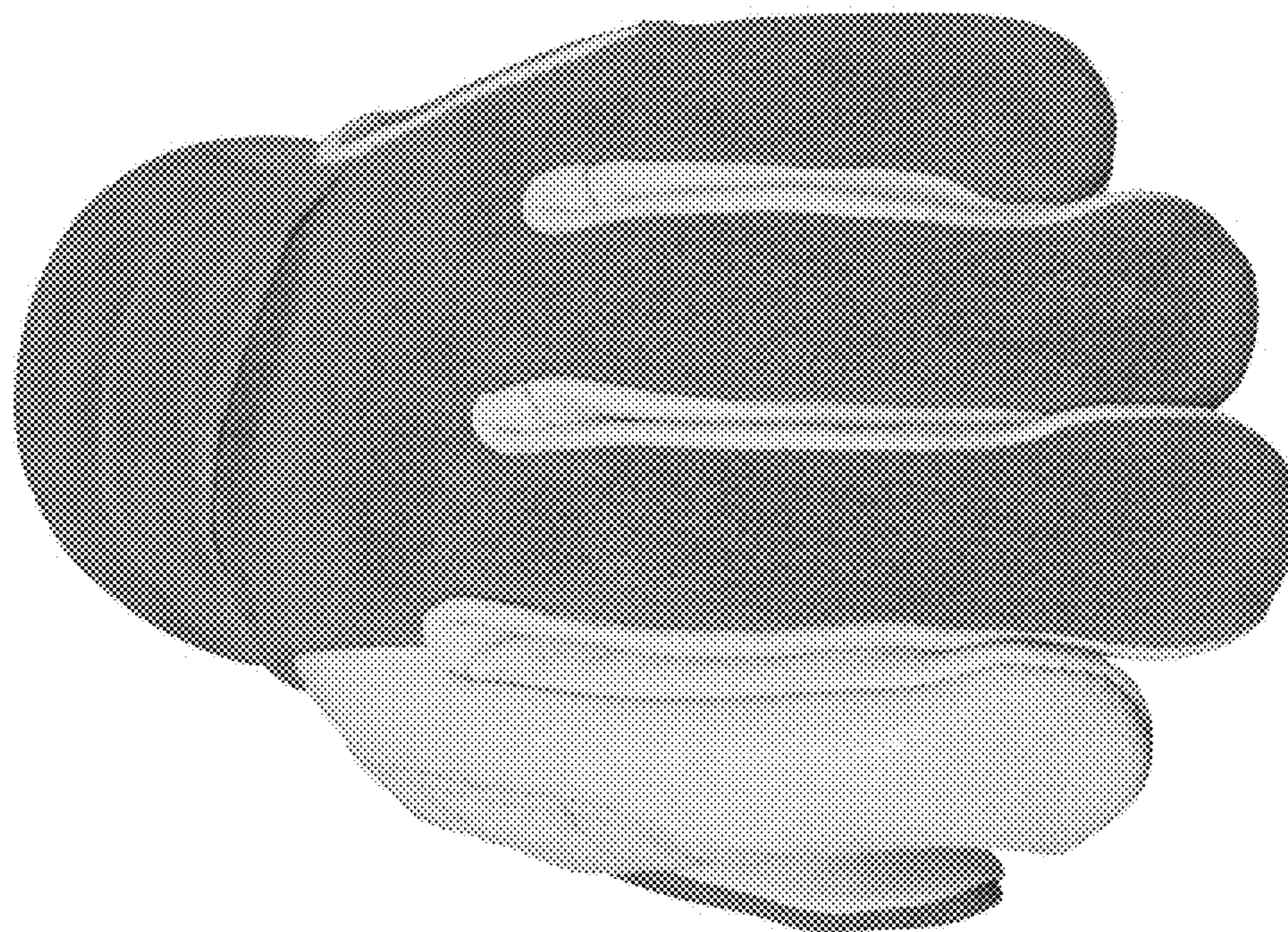


FIG. 11

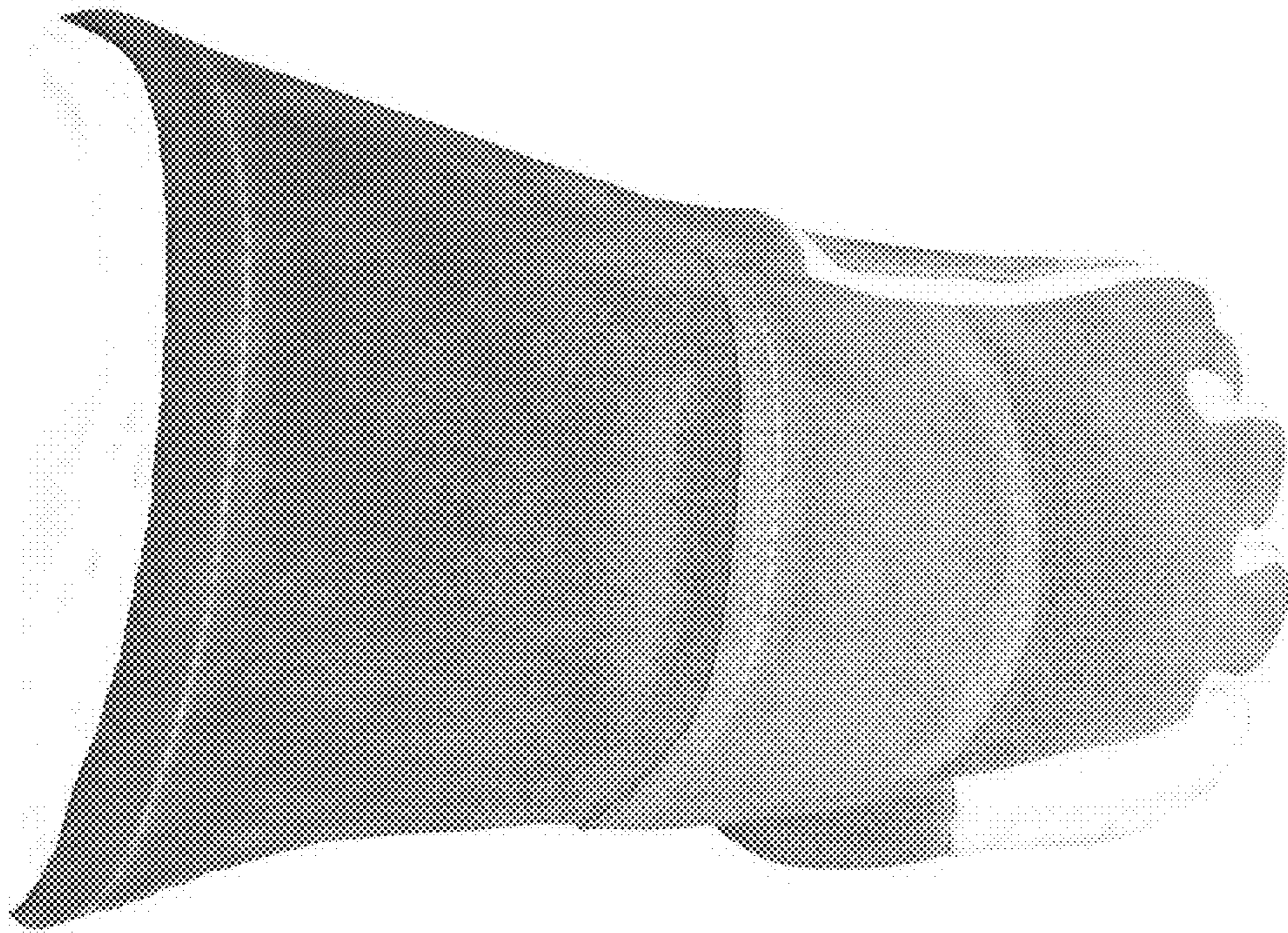


FIG. 12




FIG. 13