



US00D883608S

(12) **United States Design Patent**
Guidolin

(10) **Patent No.:** **US D883,608 S**

(45) **Date of Patent:** **** May 12, 2020**

- (54) **SNACK**
- (71) Applicant: **MAFIN S.R.L.**, Galliera Veneta (IT)
- (72) Inventor: **Eraldo Guidolin**, Galliera Veneta (IT)
- (73) Assignee: **MAFIN S.R.L.**, Galliera Veneta (IT)
- (**) Term: **15 Years**
- (21) Appl. No.: **29/624,053**
- (22) Filed: **Oct. 30, 2017**

- 4,511,586 A * 4/1985 Fitzwater B26D 3/22
426/144
- 4,650,684 A * 3/1987 Penrose A23L 19/18
426/144
- D390,423 S * 2/1998 Stivender D7/624.1
- D512,809 S * 12/2005 Baumgartner D1/121
- 7,137,325 B2 * 11/2006 Bajema B26D 1/0006
83/42
- D560,094 S * 1/2008 Miller D7/387
- D717,516 S * 11/2014 King D1/125
- D763,542 S * 8/2016 Guidolin D1/128
- D765,342 S * 9/2016 Bucks D1/125
- D768,951 S * 10/2016 Bucks D1/125
- D815,214 S * 4/2018 Lacy D21/412

(30) **Foreign Application Priority Data**

May 11, 2017 (EM) 003996255

(51) **LOC (12) Cl.** **01-01**

(52) **U.S. Cl.**
USPC **D1/128**

(58) **Field of Classification Search**

USPC D1/100-130, 199; 426/94, 104, 138,
426/143, 144, 274, 283, 303, 391, 512,
426/514, 518, 549; D6/597, 601;
D7/675, 560, 566, 568; D24/101-104;
D28/8.1, 8.2; D21/385, 386, 707

CPC A23L 1/0067; A23L 1/005; A23L 1/0052;
A23L 1/217; A23G 9/48; A23G 3/54;
A23V 2002/00

See application file for complete search history.

(56) **References Cited**

U.S. PATENT DOCUMENTS

- 2,769,714 A * 11/1956 Stahmer A23L 19/14
426/144
- 3,656,966 A * 4/1972 Ball A23L 7/13
426/94

* cited by examiner

Primary Examiner — Katie Jane Stofko

(74) *Attorney, Agent, or Firm* — Scully, Scott, Murphy & Presser, P.C.

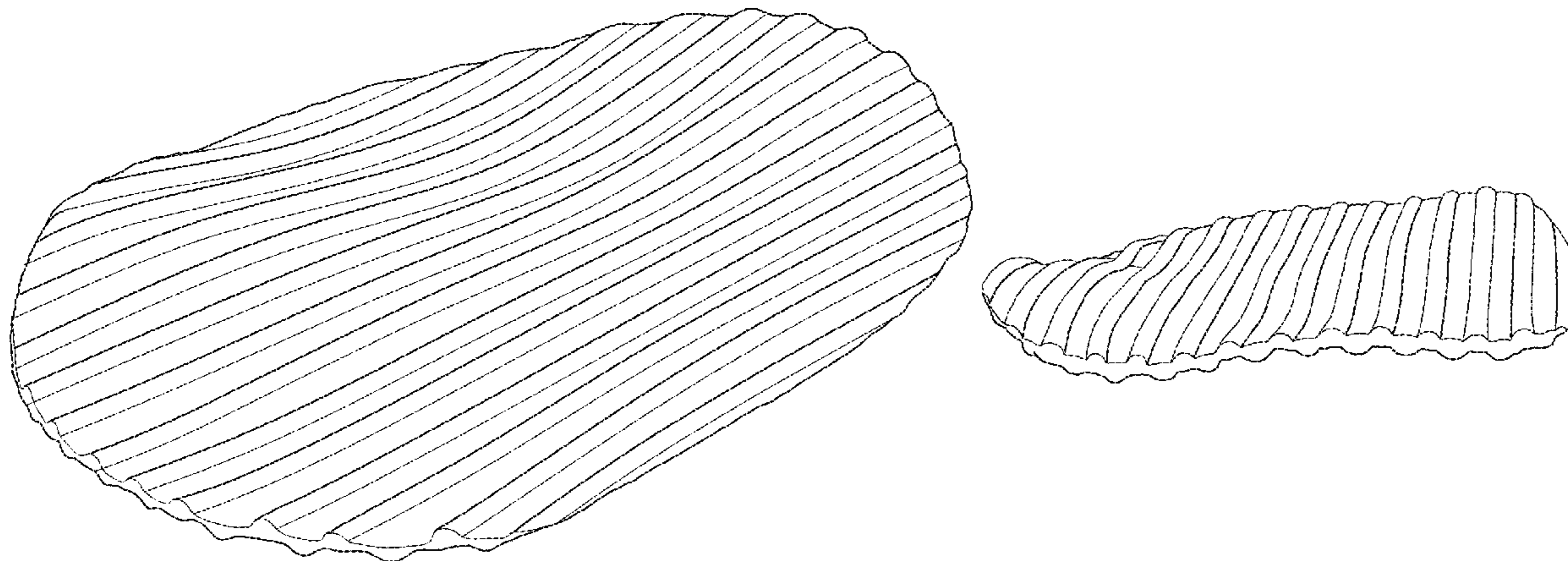
(57) **CLAIM**

The ornamental design for a snack, as shown and described.

DESCRIPTION

FIG. 1 is a perspective view of a snack showing my new and ornamental design;
FIG. 2 is a perspective front view thereof;
FIG. 3 is a perspective rear view thereof;
FIG. 4 is a perspective left side view thereof;
FIG. 5 is a perspective right side view thereof;
FIG. 6 is a top plan view thereof; and,
FIG. 7 is a bottom plan view thereof.

1 Claim, 7 Drawing Sheets



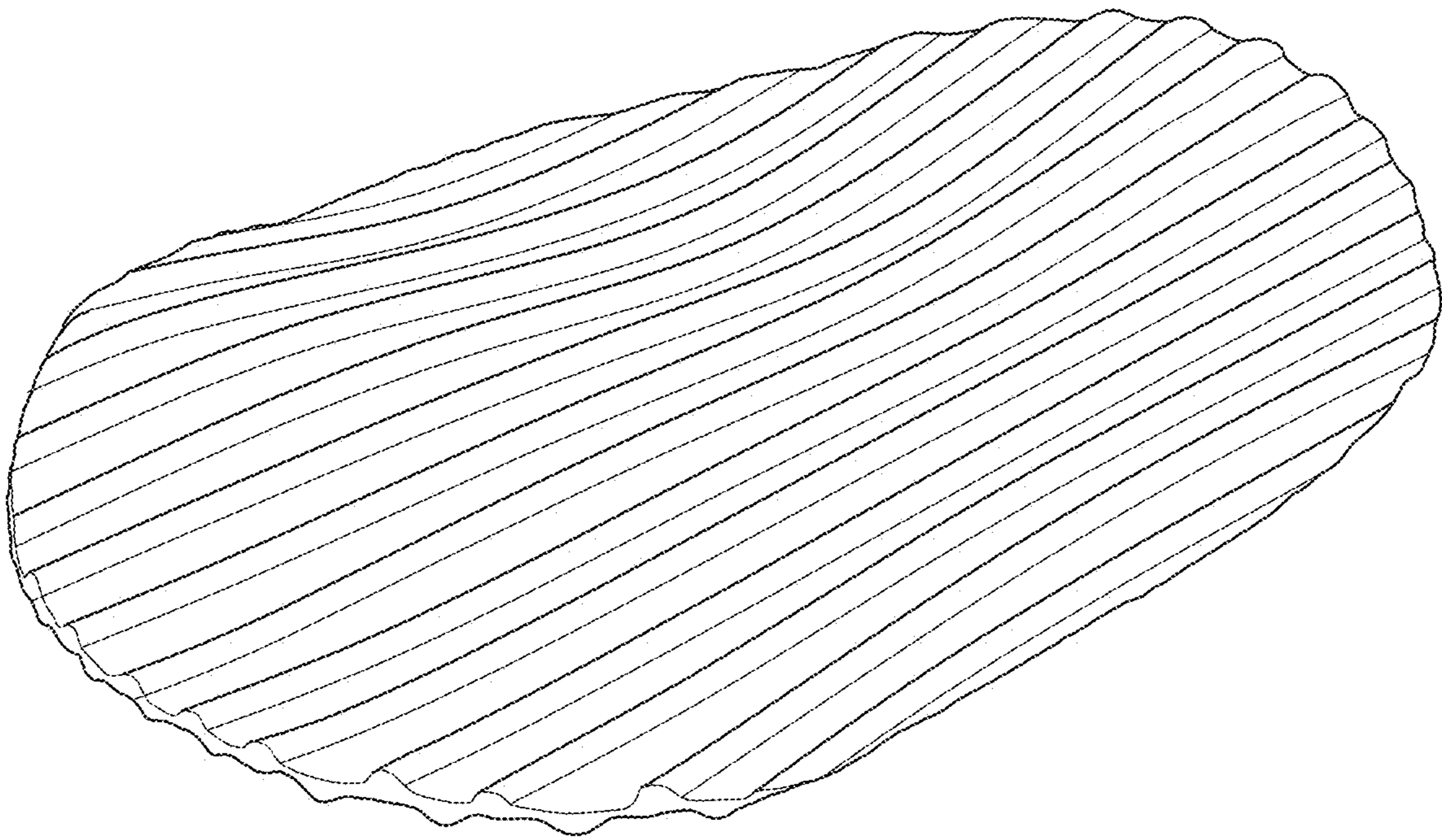


Fig. 1

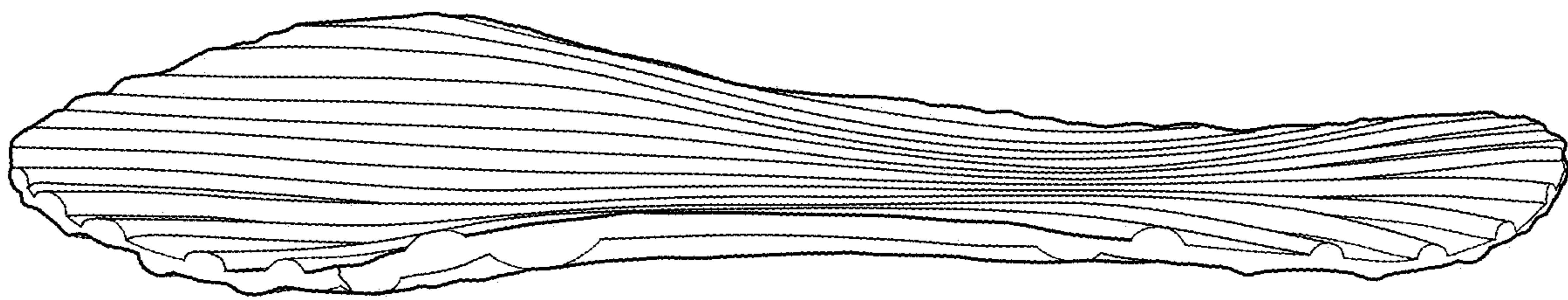


Fig. 2

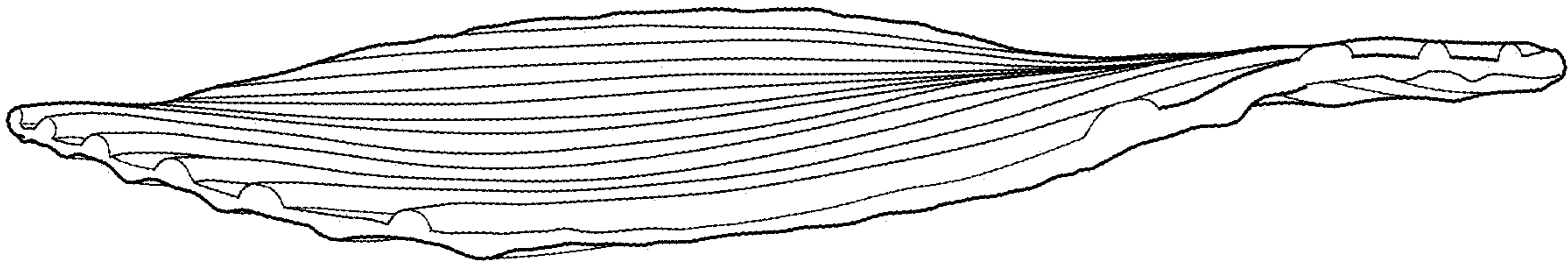


Fig. 3

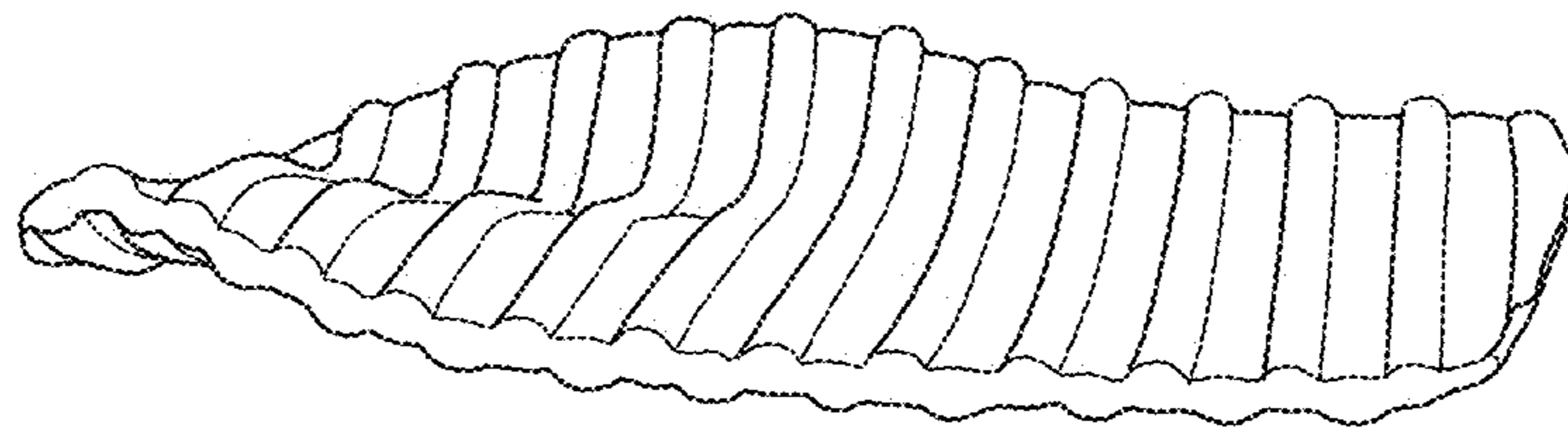


Fig. 4

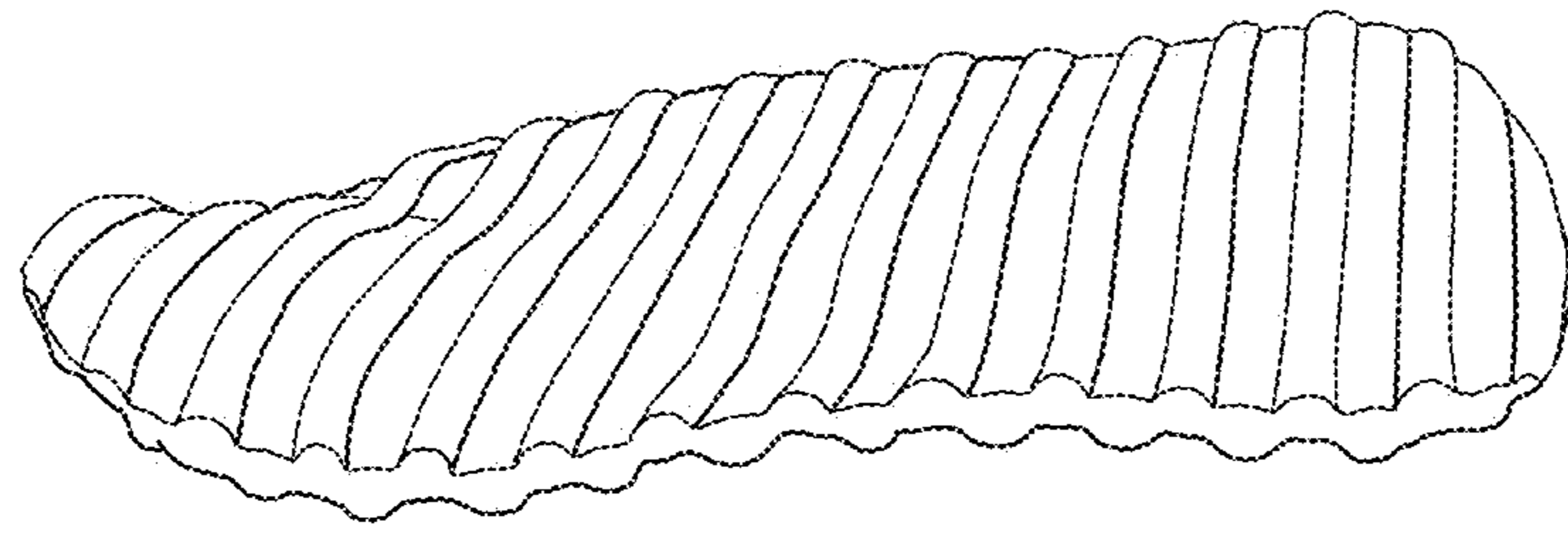


Fig. 5

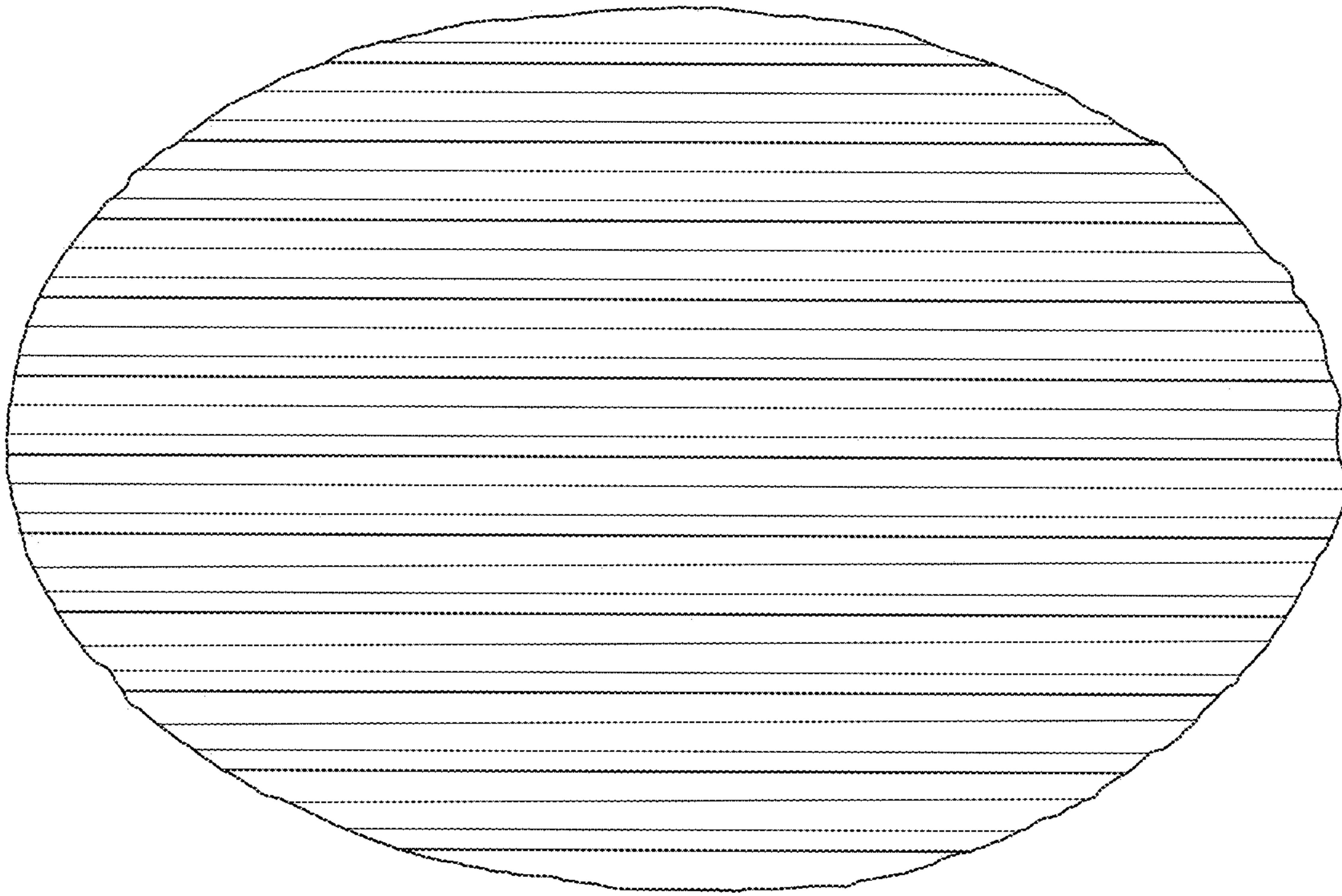


Fig. 6

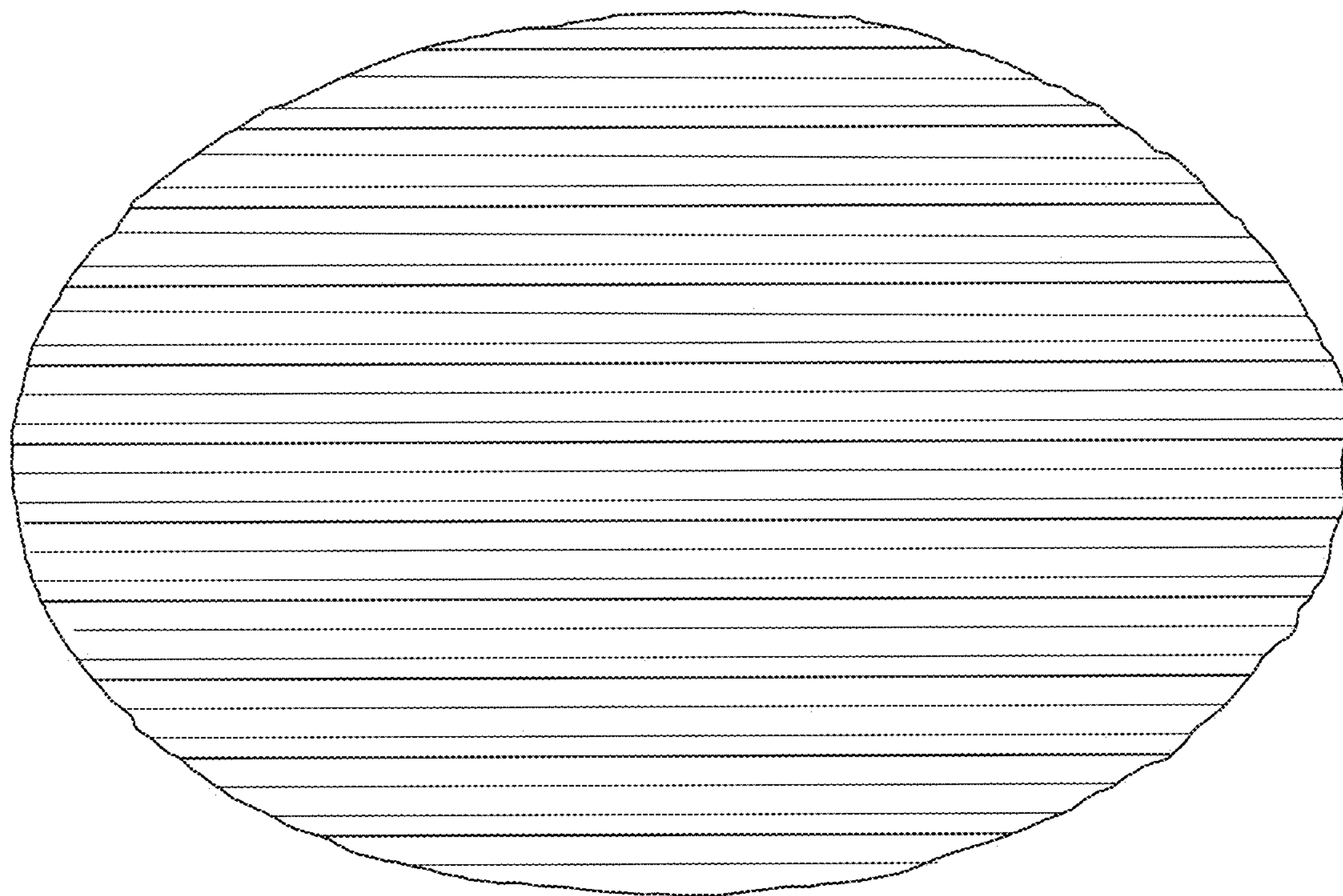


Fig. 7