



US00D883598S

(12) **United States Design Patent** (10) **Patent No.:** **US D883,598 S**  
**Barre et al.** (45) **Date of Patent:** **\*\* May 5, 2020**

(54) **GARMENT HAMPER**  
(71) Applicant: **NEATFREAK GROUP INC.**,  
Mississauga (CA)  
(72) Inventors: **Bertrand Barre**, Lapeyrouse (FR);  
**Francis Lepage**, Dommartin (FR); **Yan**  
**Feng**, Mississauga (CA)  
(73) Assignee: **NEATFREAK GROUP INC.**, Ontario  
(CA)

having a common applicant, assignee and inventors with the present invention.

(Continued)

*Primary Examiner* — Michelle E. Wilson  
(74) *Attorney, Agent, or Firm* — Patzik, Frank &  
Samotny Ltd.

(\*\*) Term: **15 Years**  
(21) Appl. No.: **29/635,417**  
(22) Filed: **Jan. 31, 2018**  
(51) **LOC (12) Cl.** ..... **09-04**  
(52) **U.S. Cl.**  
USPC ..... **D32/37**

(57) **CLAIM**  
The ornamental design for a garment hamper, as shown and described.

**DESCRIPTION**

(58) **Field of Classification Search**  
USPC ..... D32/36, 37, 53; D3/201, 304, 305, 306,  
D3/307, 308, 309, 312, 314; D6/315,  
D6/331, 657, 659, 663, 664, 667, 675,  
D6/677, 683, 686; D7/638; D9/420,  
D9/423, 501, 503, 517, 633, 721, 738,  
D9/742, 772; D34/5, 6, 11  
(Continued)

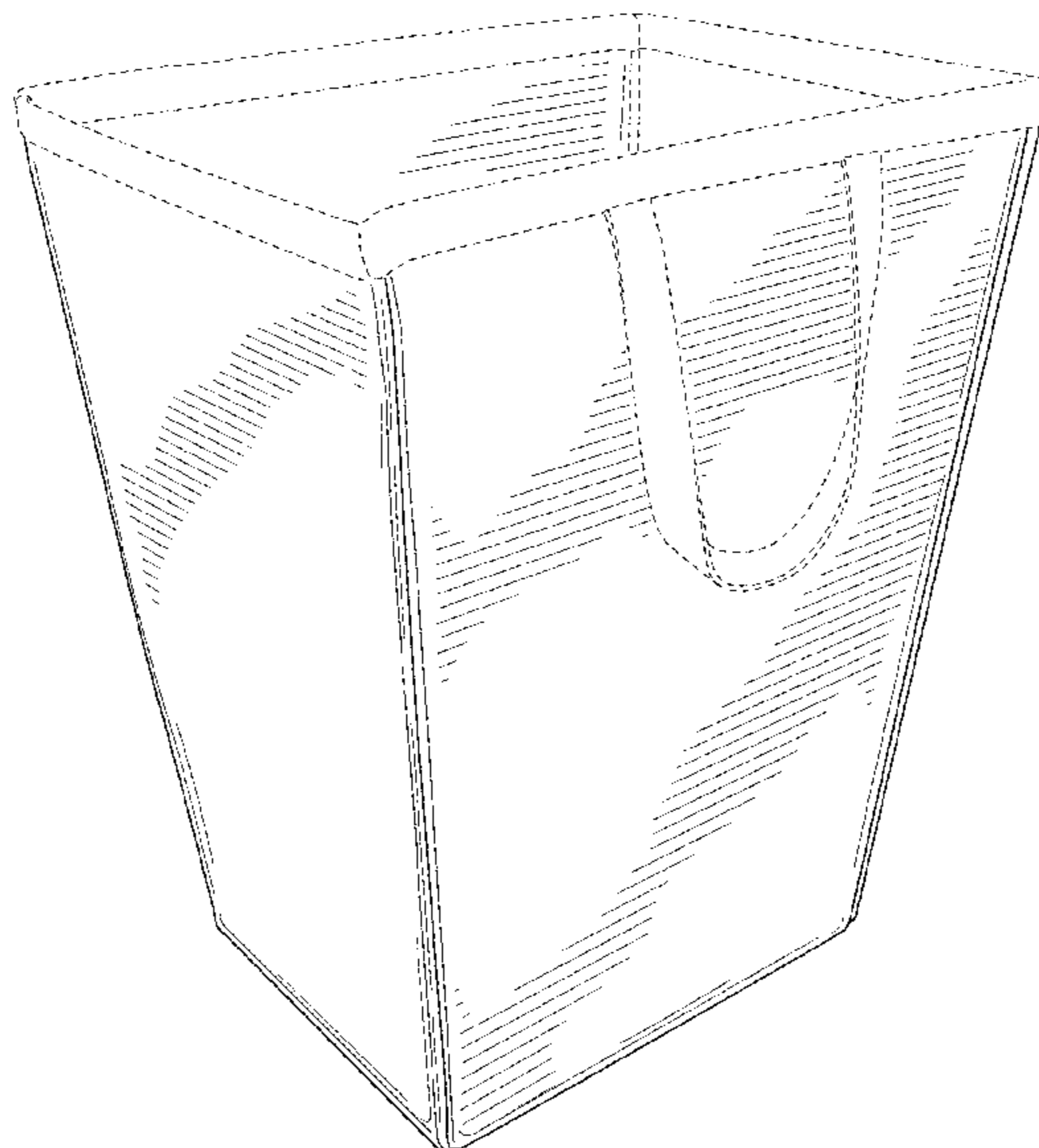
FIG. 1 is a front perspective view of the garment hamper of the present invention, shown in a first configuration; FIG. 2 is a front elevation view of the garment hamper of the present invention, shown in the first configuration, the rear elevation view being a mirror image thereof; FIG. 3 is a left-side elevation view of the garment hamper of the present invention, shown in the first configuration, the right-side elevation view being a mirror image thereof; FIG. 4 is a top plan view of the garment hamper of the present invention, shown in the first configuration; FIG. 5 is a bottom plan view of the garment hamper of the present invention, shown in the first configuration; FIG. 6 is a front perspective view of the garment hamper of the present invention, shown in a second configuration; FIG. 7 is a front elevation view of the garment hamper of the present invention, shown in the second configuration, the rear elevation view being a mirror image thereof; FIG. 8 is a left-side elevation view of the garment hamper of the present invention, shown in the second configuration, the right-side elevation view being a mirror image thereof; FIG. 9 is a top plan view of the garment hamper of the present invention, shown in the second configuration; and, FIG. 10 is a bottom plan view of the garment hamper of the present invention, shown in the second configuration. The portions of the garment hamper shown in broken lines form no part of the claimed design.

(56) **References Cited**  
U.S. PATENT DOCUMENTS  
D275,618 S \* 9/1984 Agard ..... D3/295  
D279,038 S \* 5/1985 Thompson, Jr. .... D32/37  
(Continued)

**OTHER PUBLICATIONS**

Barre, Bertrand et al., co-pending U.S. Appl. No. 15/884,422 entitled "Shape Shifting Hamper and Bag", filed Jan. 31, 2018,

**1 Claim, 8 Drawing Sheets**



# US D883,598 S

Page 2

(58) **Field of Classification Search**

CPC ..... A45C 7/0059; A45C 3/00; A45C 9/00;  
A45C 13/04; A45C 2009/007; A45C  
2003/008; B65D 33/02; B65D 33/007;  
B65D 33/10; B65D 29/00; B65B 67/125;  
D06F 95/002

See application file for complete search history.

(56) **References Cited**

U.S. PATENT DOCUMENTS

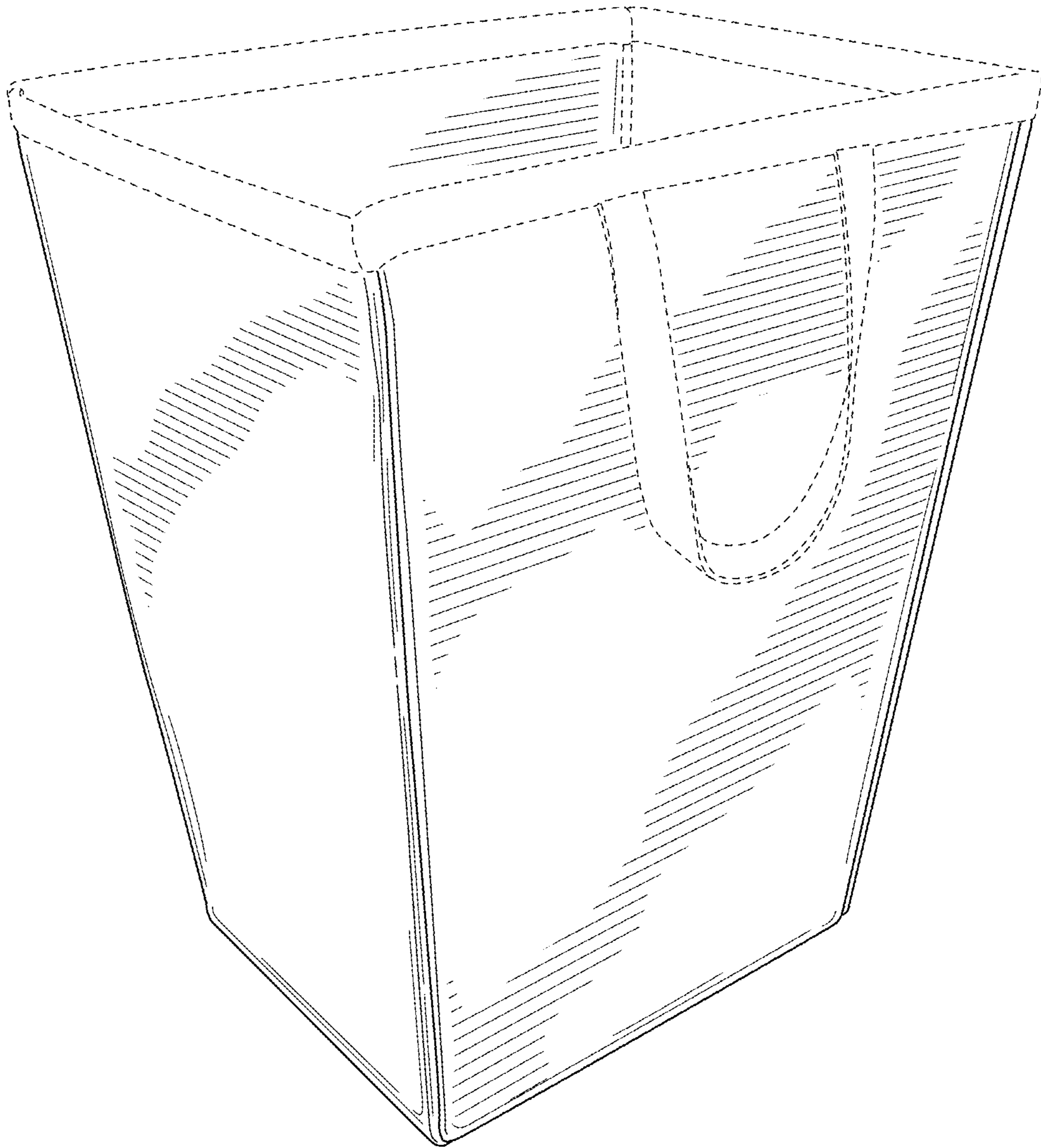
4,560,096 A \* 12/1985 Lucas ..... B62B 3/1464  
220/9.4  
4,588,154 A \* 5/1986 Basore ..... B65B 67/1244  
211/206  
D290,538 S \* 6/1987 Basore ..... D32/37  
D304,252 S \* 10/1989 Ferguson ..... D32/37  
4,871,100 A 10/1989 Posner  
D342,365 S \* 12/1993 Conaway ..... D32/37  
D552,351 S \* 10/2007 Bauers ..... D21/721

D703,895 S \* 4/2014 Wang ..... D32/37  
8,905,411 B1 \* 12/2014 Blanton ..... B62B 3/106  
280/33.991  
D721,232 S \* 1/2015 Krotts ..... D3/305  
D728,940 S \* 5/2015 Krotts ..... D3/305  
D732,778 S \* 6/2015 Taulman ..... D32/37  
9,144,278 B2 \* 9/2015 Morrow ..... A45C 3/04  
D761,012 S \* 7/2016 Quarless ..... D3/232  
D787,767 S \* 5/2017 Wall ..... D32/37  
10,011,292 B2 \* 7/2018 Strawser ..... B62B 3/1464  
D827,960 S \* 9/2018 Barre ..... D32/37  
2006/0201979 A1 9/2006 Achilles  
2009/0101253 A1 4/2009 Kinsky et al.  
2013/0092686 A1 4/2013 Sabounjian

OTHER PUBLICATIONS

Office Action dated Jan. 2, 2019 in Canadian Patent Application No.  
2,997,437, which claims priority to U.S. Appl. No. 15/844,422.

\* cited by examiner



**FIG. 1**

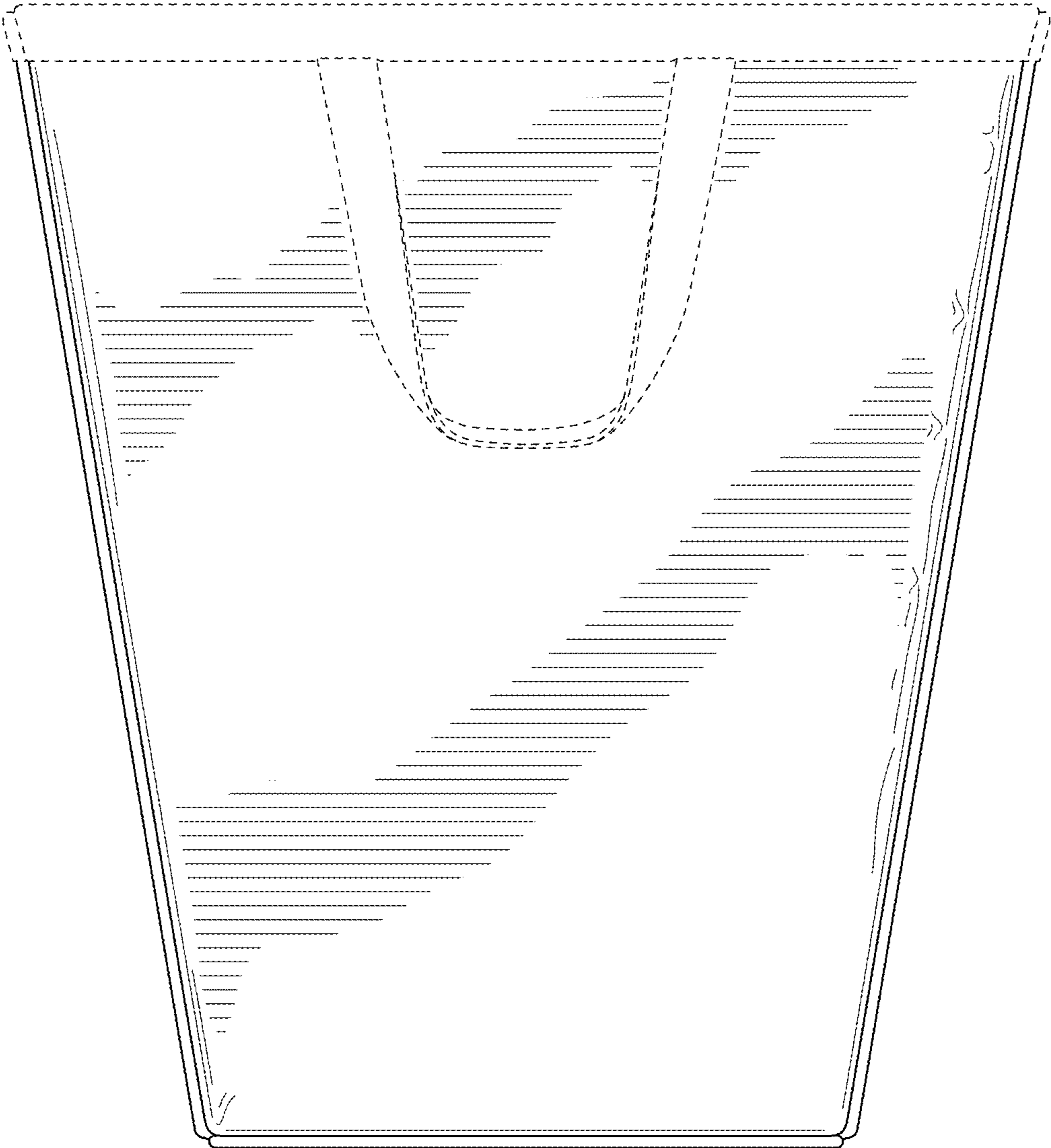
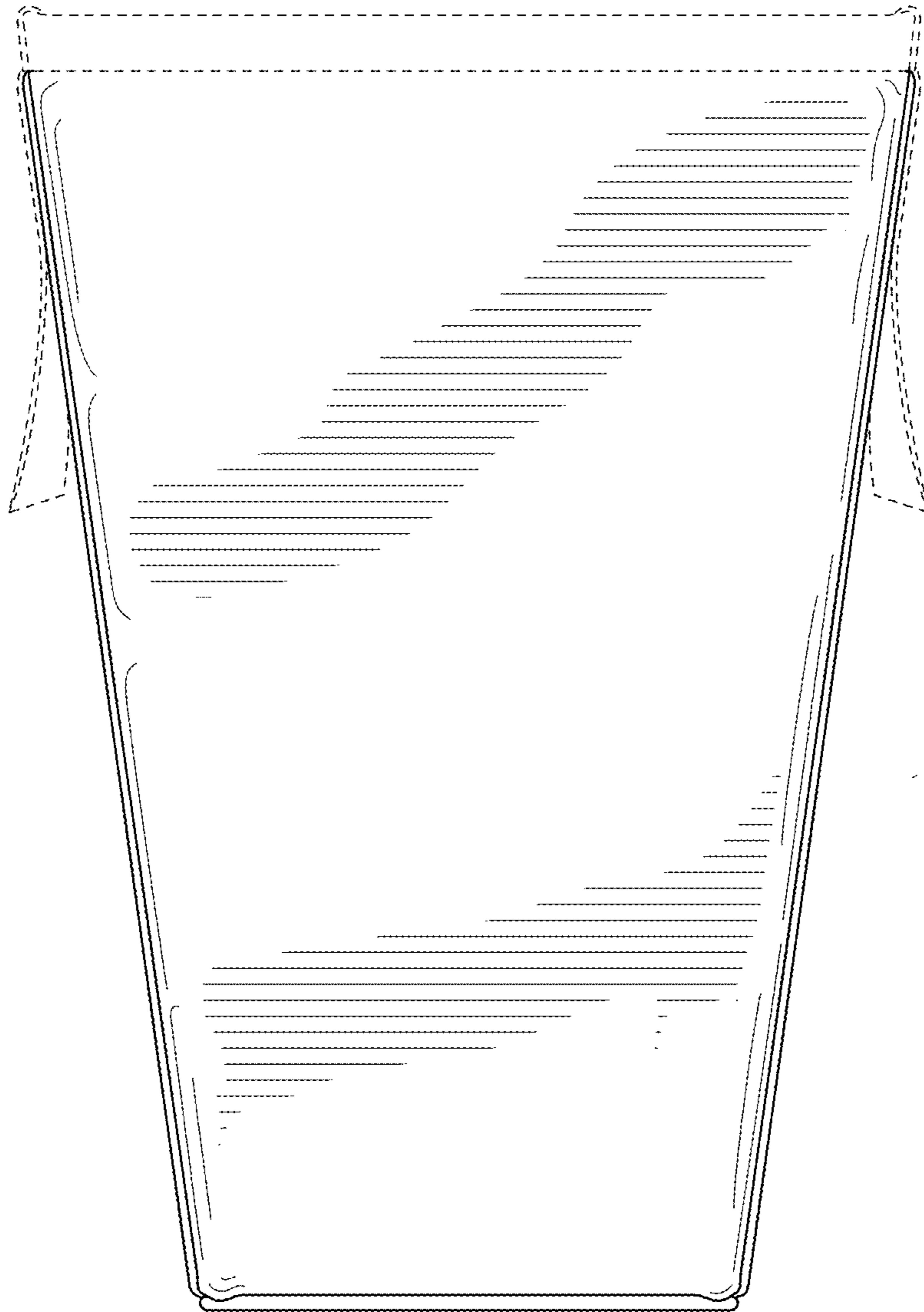
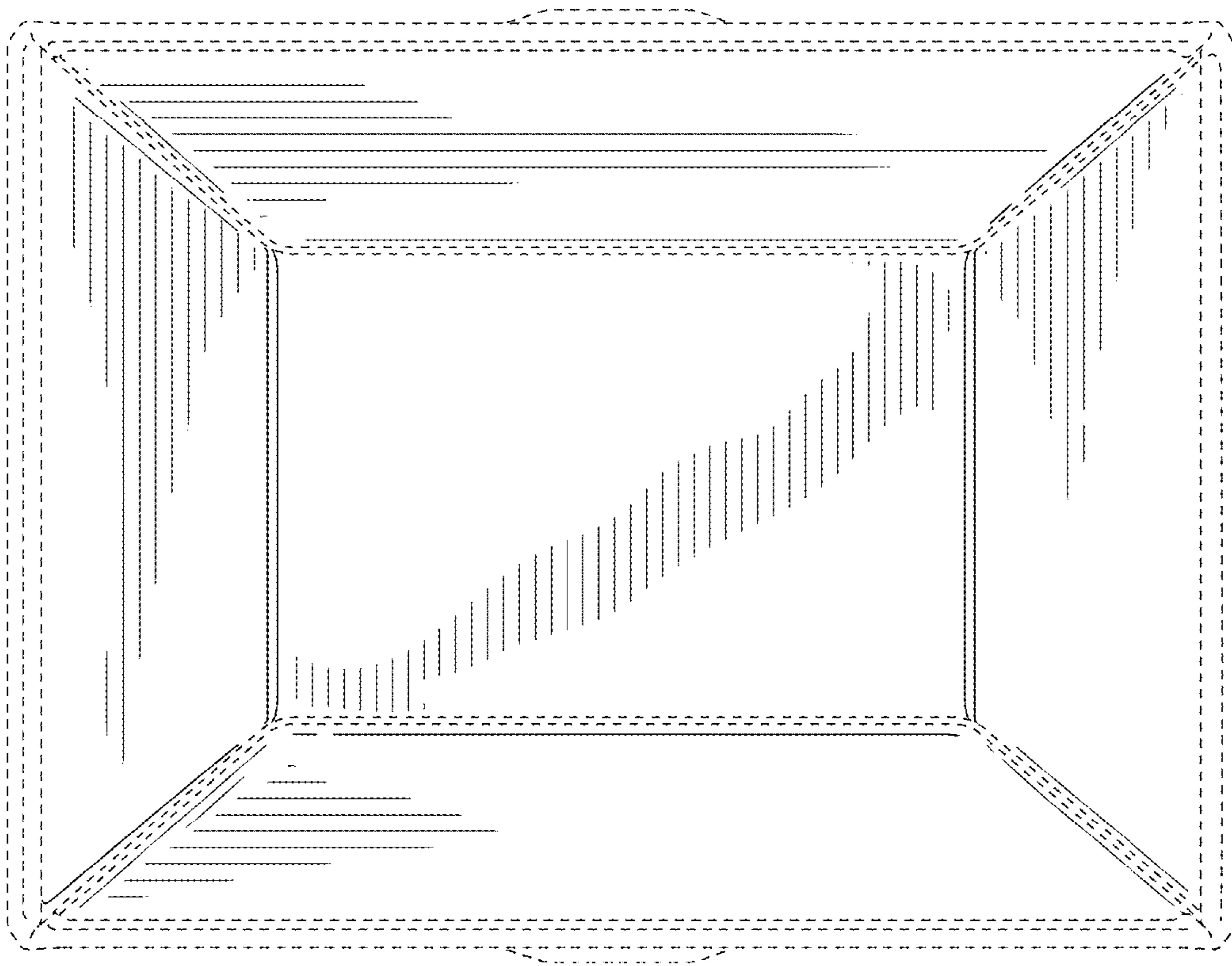


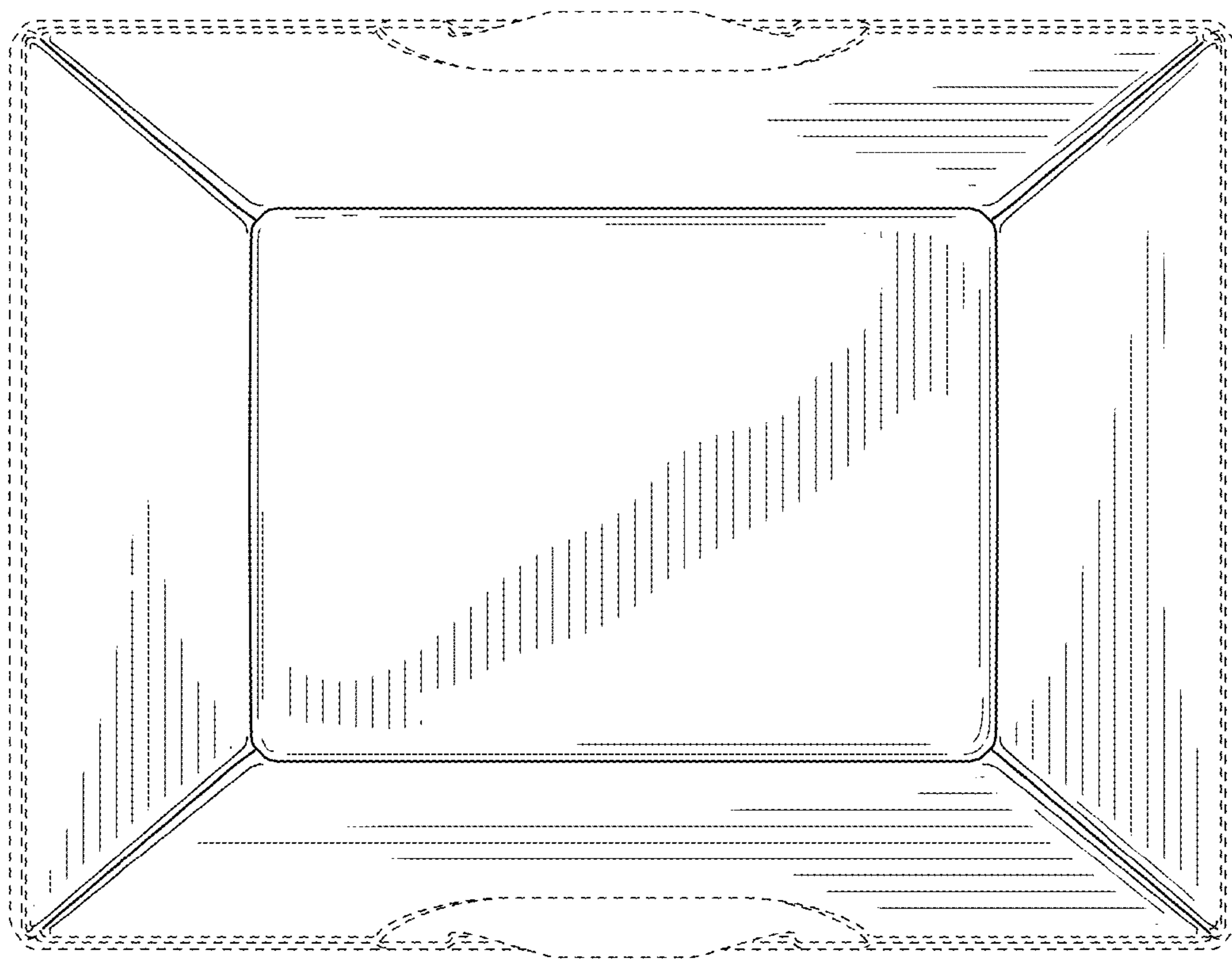
FIG. 2



**FIG. 3**



**FIG. 4**



**FIG. 5**



**FIG. 6**

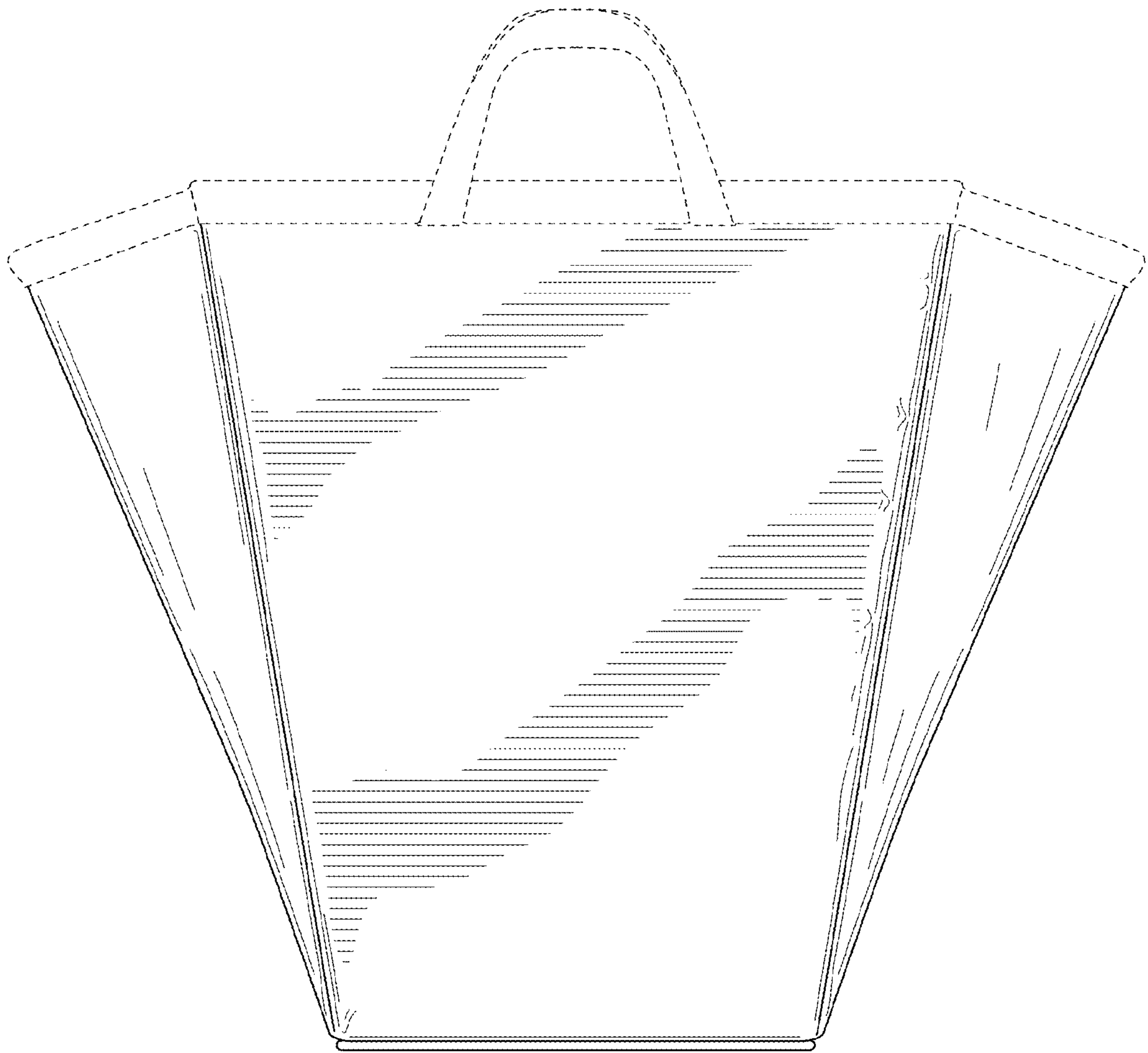
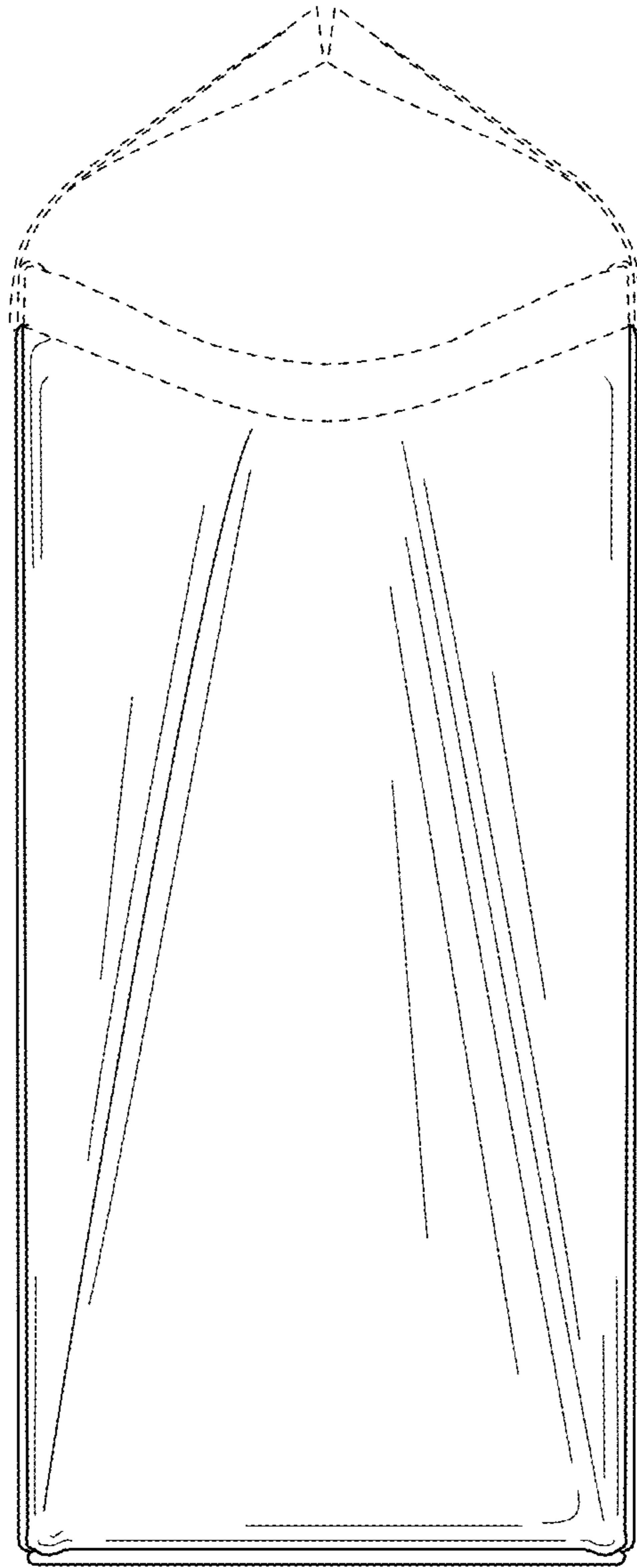
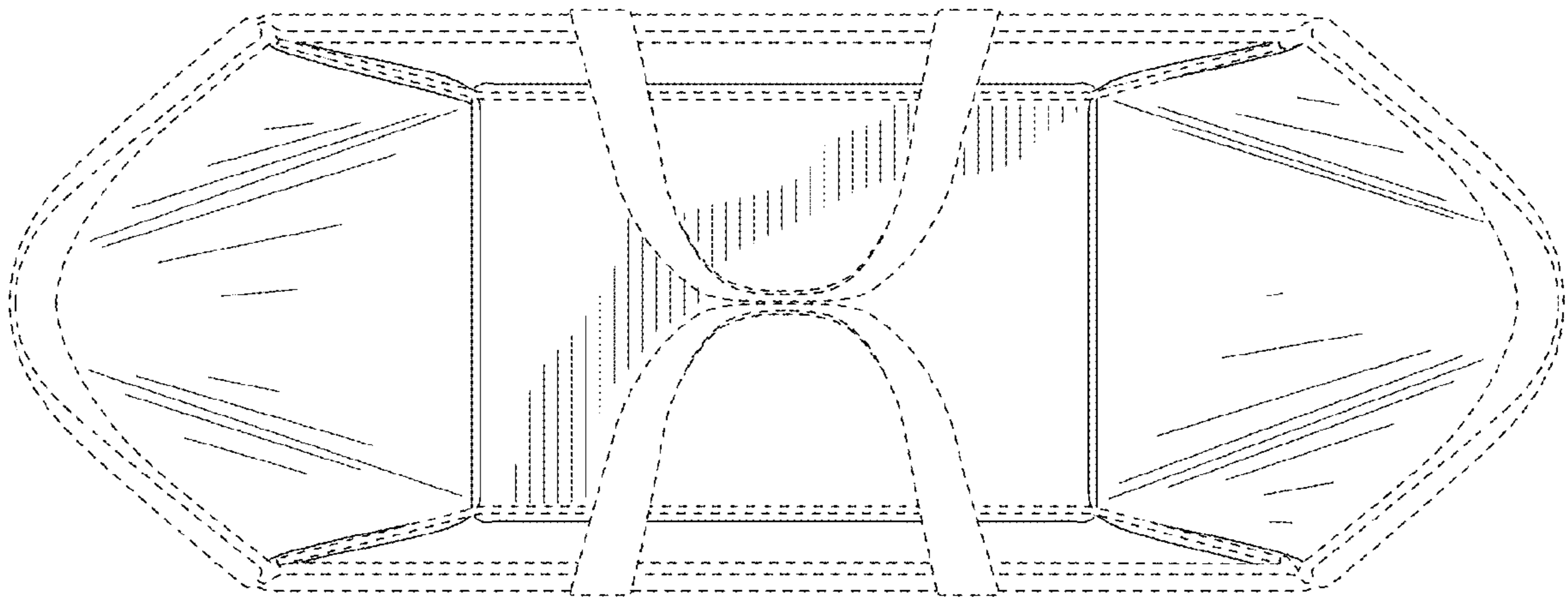


FIG. 7

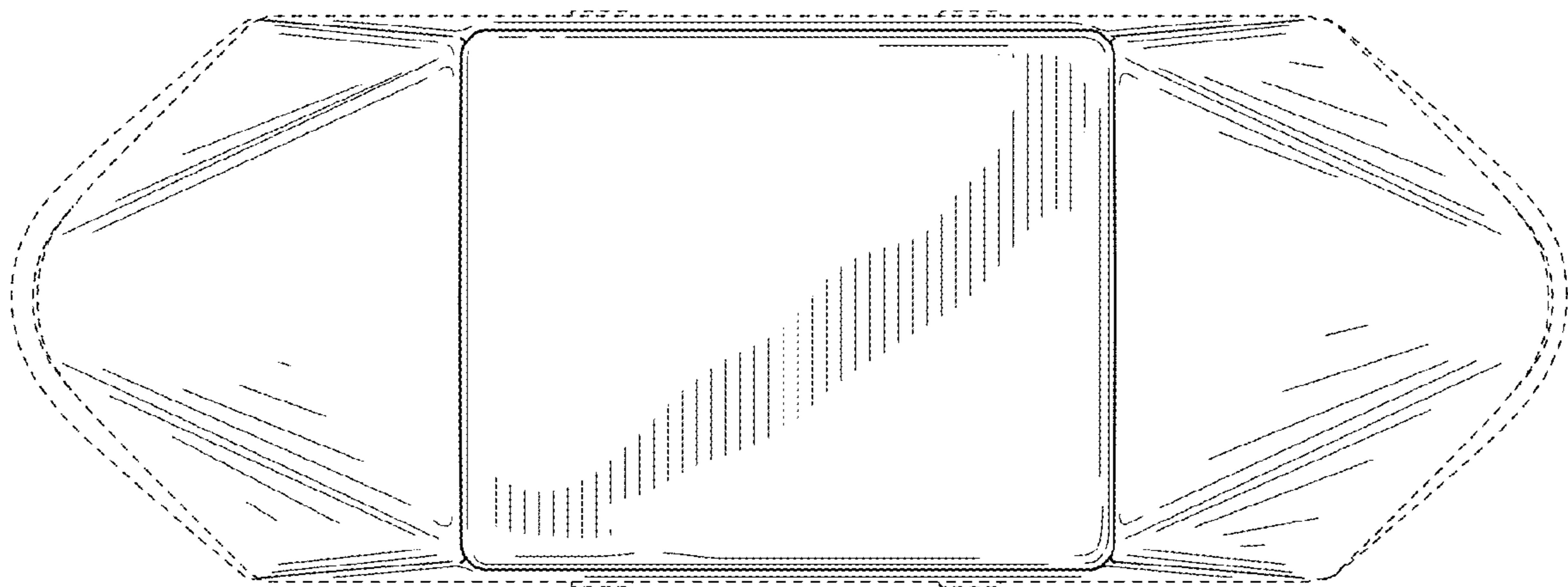




**FIG. 8**



**FIG. 9**



**FIG. 10**