



US00D883566S

(12) **United States Design Patent** (10) **Patent No.:** **US D883,566 S**
Filleul et al. (45) **Date of Patent:** **** May 5, 2020**

(54) **ELECTRONIC VAPING DEVICE**
(71) Applicant: **Altria Client Services LLC**,
Richmond, VA (US)
(72) Inventors: **Bayden Filleul**, Dublin (IE); **Michael Nolan**, Dublin (IE); **Florent Cuchet**,
Stockholm (SE)
(73) Assignee: **Altria Client Services LLC**,
Richmond, VA (US)
(**) Term: **15 Years**
(21) Appl. No.: **29/657,303**
(22) Filed: **Jul. 20, 2018**

(30) **Foreign Application Priority Data**
Jan. 24, 2018 (EM) 004678688-0001
Jan. 24, 2018 (EM) 004678688-0002
Jan. 24, 2018 (EM) 004678688-0003
Jan. 24, 2018 (EM) 004678688-0004
Jan. 24, 2018 (EM) 004678688-0005
Jan. 24, 2018 (EM) 004678688-0006
Jan. 24, 2018 (EM) 004678688-0007
Jan. 24, 2018 (EM) 004678688-0008
Jan. 24, 2018 (EM) 004678688-0009
Jan. 24, 2018 (EM) 004678688-0010
Jan. 24, 2018 (EM) 004678688-0011
Jan. 24, 2018 (EM) 004678688-0012
(51) **LOC (12) Cl.** **27-02**
(52) **U.S. Cl.**
USPC **D27/162**
(58) **Field of Classification Search**
USPC D27/162, 100, 101, 163-165, 172, 183,
D27/185-194; D24/110, 110.5;
128/202.21, 203.12; 131/273, 274, 270,
131/191, 328, 329, 330, 360-365
CPC A24F 47/002; A24F 47/006; A24F 47/008;
A61M 15/00; A61M 15/06
See application file for complete search history.

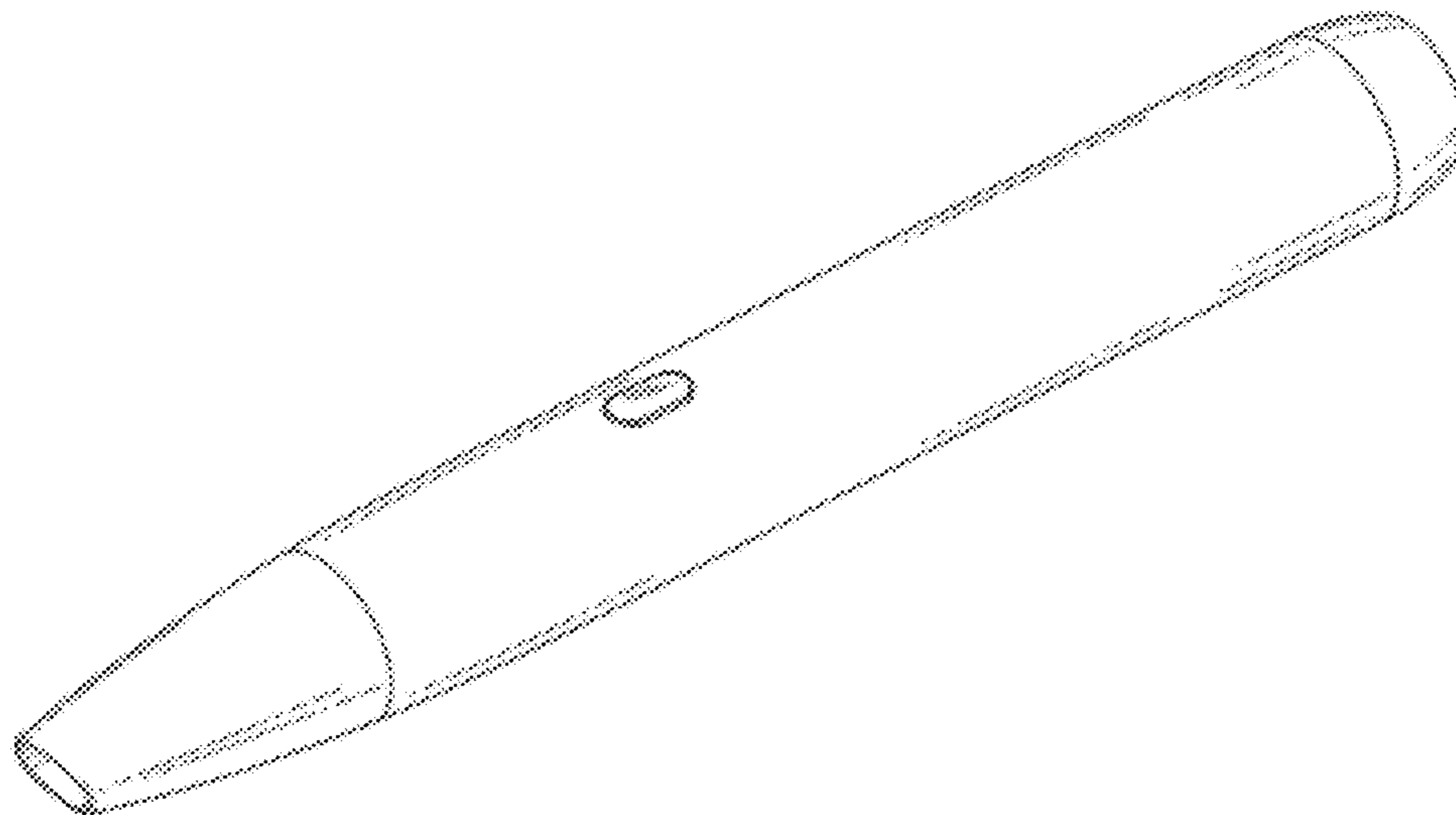
(56) **References Cited**
U.S. PATENT DOCUMENTS
D644,375 S * 8/2011 Zhou D27/101
D695,450 S * 12/2013 Benassayag D24/110.5
D720,881 S * 1/2015 Liu D27/101
D723,216 S * 2/2015 Chen D27/101
D779,722 S * 2/2017 Volodarsky D27/162
D782,728 S * 3/2017 Pinder D27/101
D790,122 S * 6/2017 Hawes D27/101
D800,383 S * 10/2017 Verleur D27/167
(Continued)

Primary Examiner — Susan Bennett Hattan
Assistant Examiner — Rebecca Tsehaye
(74) *Attorney, Agent, or Firm* — Harness, Dickey &
Pierce, P.L.C.

(57) **CLAIM**
The ornamental design for an electronic vaping device, as
shown and described.

DESCRIPTION
FIG. 1 is a front-top perspective view of an electronic vaping
device;
FIG. 2 is a front view of the electronic vaping device shown
in FIG. 1;
FIG. 3 is a rear view of the electronic vaping device shown
in FIG. 1;
FIG. 4 is a left side view of the electronic vaping device
shown in FIG. 1;
FIG. 5 is a right side view of the electronic vaping device
shown in FIG. 1;
FIG. 6 is a top view of the electronic vaping device shown
in FIG. 1;
FIG. 7 is a bottom view of the electronic vaping device
shown in FIG. 1; and,
FIG. 8 is a rear-bottom perspective view of an electronic
vaping device shown in FIG. 1.

1 Claim, 8 Drawing Sheets



(56)

References Cited

U.S. PATENT DOCUMENTS

D805,246 S	*	12/2017	Fakhouri	D27/101
D805,684 S	*	12/2017	Thury	D27/101
D809,190 S	*	1/2018	Schuler	D27/101
D813,445 S	*	3/2018	Scott	D27/101
D825,099 S	*	8/2018	Wright	D27/101
D847,419 S	*	4/2019	Hawes	D27/194
D855,881 S	*	8/2019	Hawes	D27/194

* cited by examiner

FIG. 1

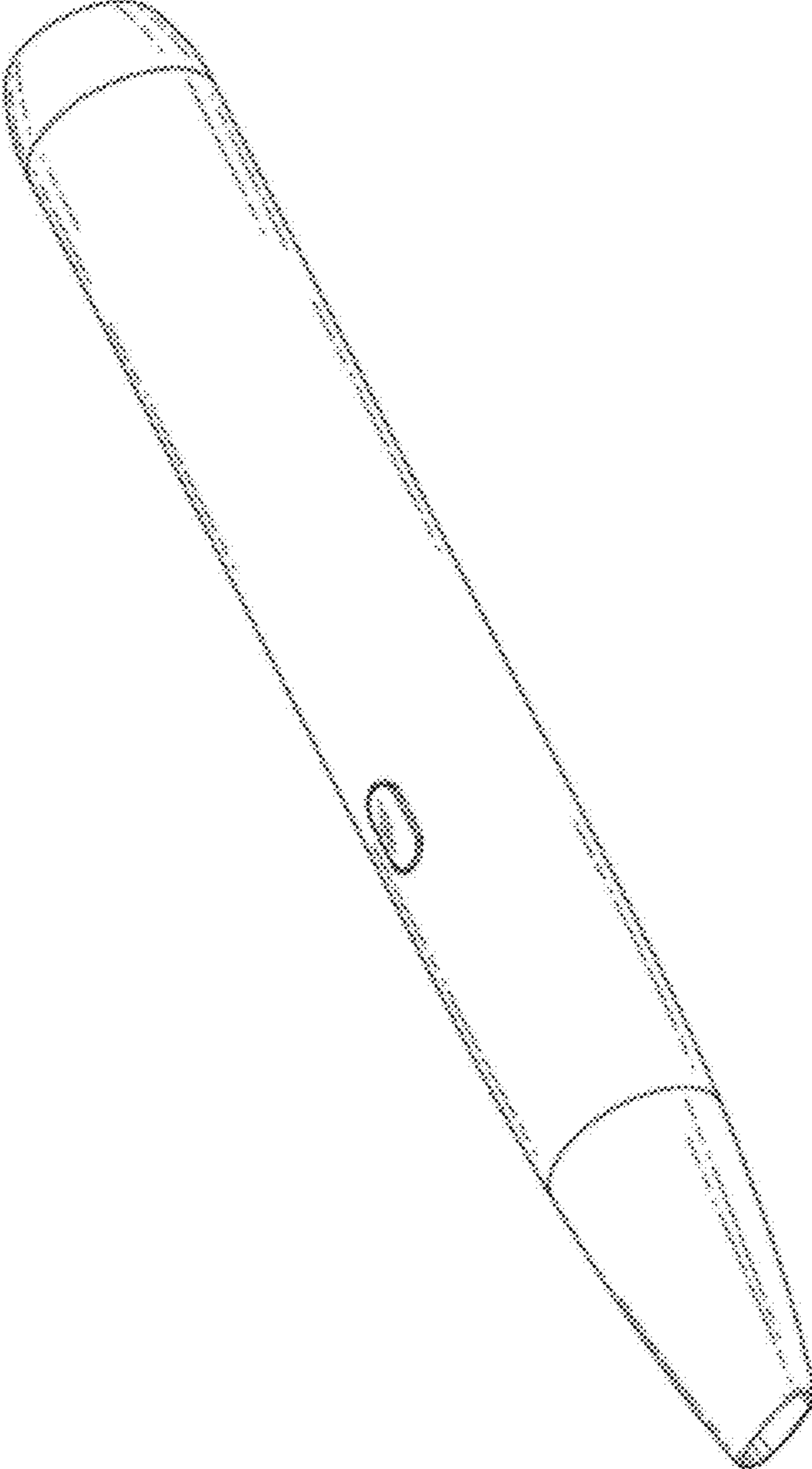


FIG. 2

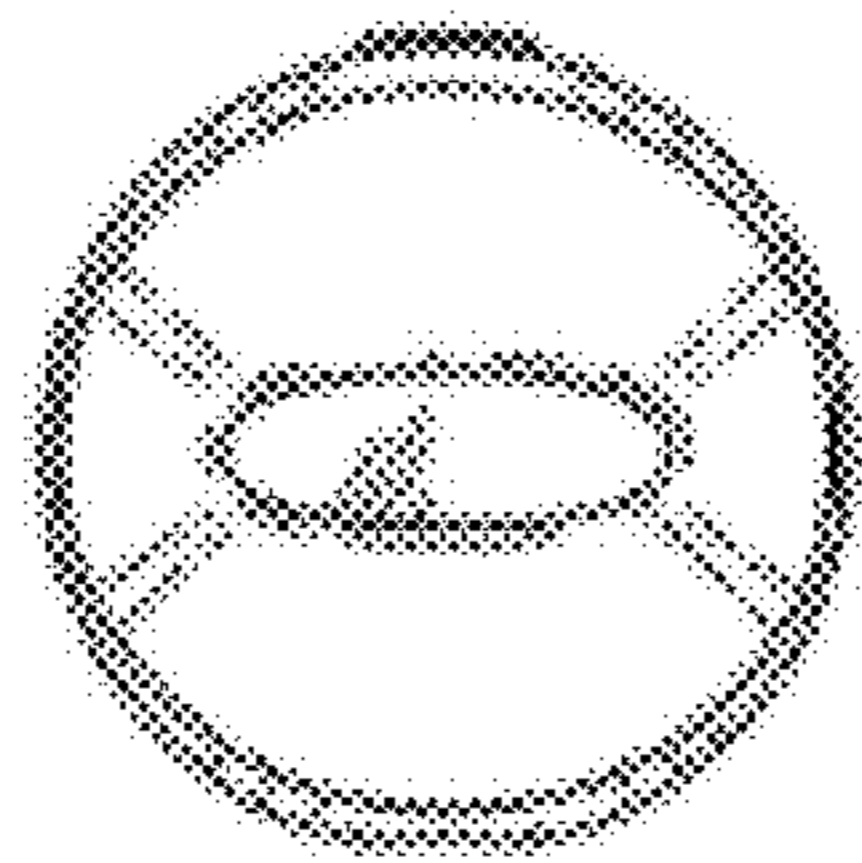


FIG. 3

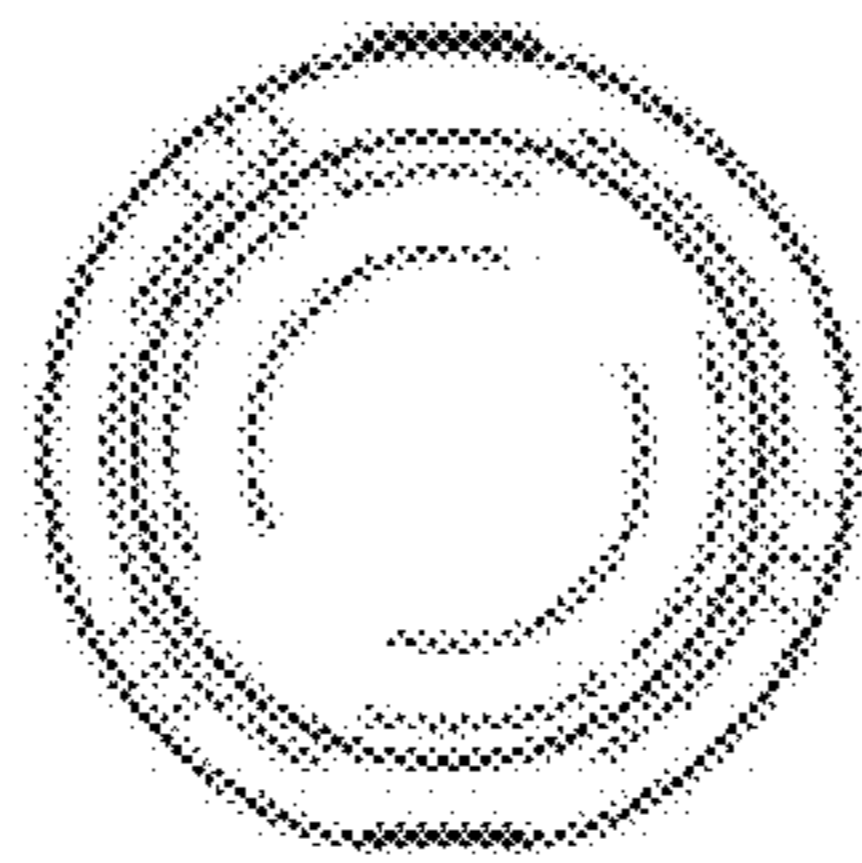


FIG. 4




FIG. 5




FIG. 6




FIG. 7




FIG. 8

