



US00D883563S

(12) **United States Design Patent**
Pan

(10) **Patent No.:** **US D883,563 S**

(45) **Date of Patent:** **** May 5, 2020**

(54) **AEROSOL GENERATOR**

(71) Applicant: **Shenzhen Smoore Technology Limited**, Shenzhen, Guandong (CN)

(72) Inventor: **Weidong Pan**, Guandong (CN)

(73) Assignee: **SHENZHEN SMOORE TECHNOLOGY LIMITED**, Shenzhen (CN)

(**) Term: **15 Years**

(21) Appl. No.: **29/664,817**

(22) Filed: **Sep. 27, 2018**

(30) **Foreign Application Priority Data**

May 17, 2018 (CN) 2018 3 0229124

(51) **LOC (12) Cl.** **27-05**

(52) **U.S. Cl.**
USPC **D27/139**

(58) **Field of Classification Search**

USPC D27/162, 139, 100, 101, 106, 108,
D27/163-165, 172, 183, 185-192, 194;
D24/110, 110.5; 131/273, 270, 191, 329,
131/330, 360-365; 128/202.21, 203.12
CPC A24F 9/00; A24F 47/002; A24F 47/004;
A24F 47/006; A24F 47/008; A61M 15/06
See application file for complete search history.

(56) **References Cited**

U.S. PATENT DOCUMENTS

D728,855 S * 5/2015 Liu D27/163
D736,455 S * 8/2015 Liu D27/189

D758,656 S * 6/2016 Freshwater D27/163
D771,867 S * 11/2016 Leidel D27/163
D773,114 S * 11/2016 Leidel D27/163
D775,762 S * 1/2017 Chen D27/101
D799,746 S * 10/2017 Leidel D27/163
D800,377 S * 10/2017 Liu D27/101
D802,834 S * 11/2017 Mathias D27/163
D808,073 S * 1/2018 Leidel D27/162
D819,880 S * 6/2018 Qiu D27/101
D828,912 S * 9/2018 Powell D23/366
D843,052 S * 3/2019 Powell D27/163
D853,022 S * 7/2019 Srour D27/183
D855,880 S * 8/2019 Sarsurluoglu D27/186

* cited by examiner

Primary Examiner — Marissa J Cash
Assistant Examiner — Rebecca Tsehaye

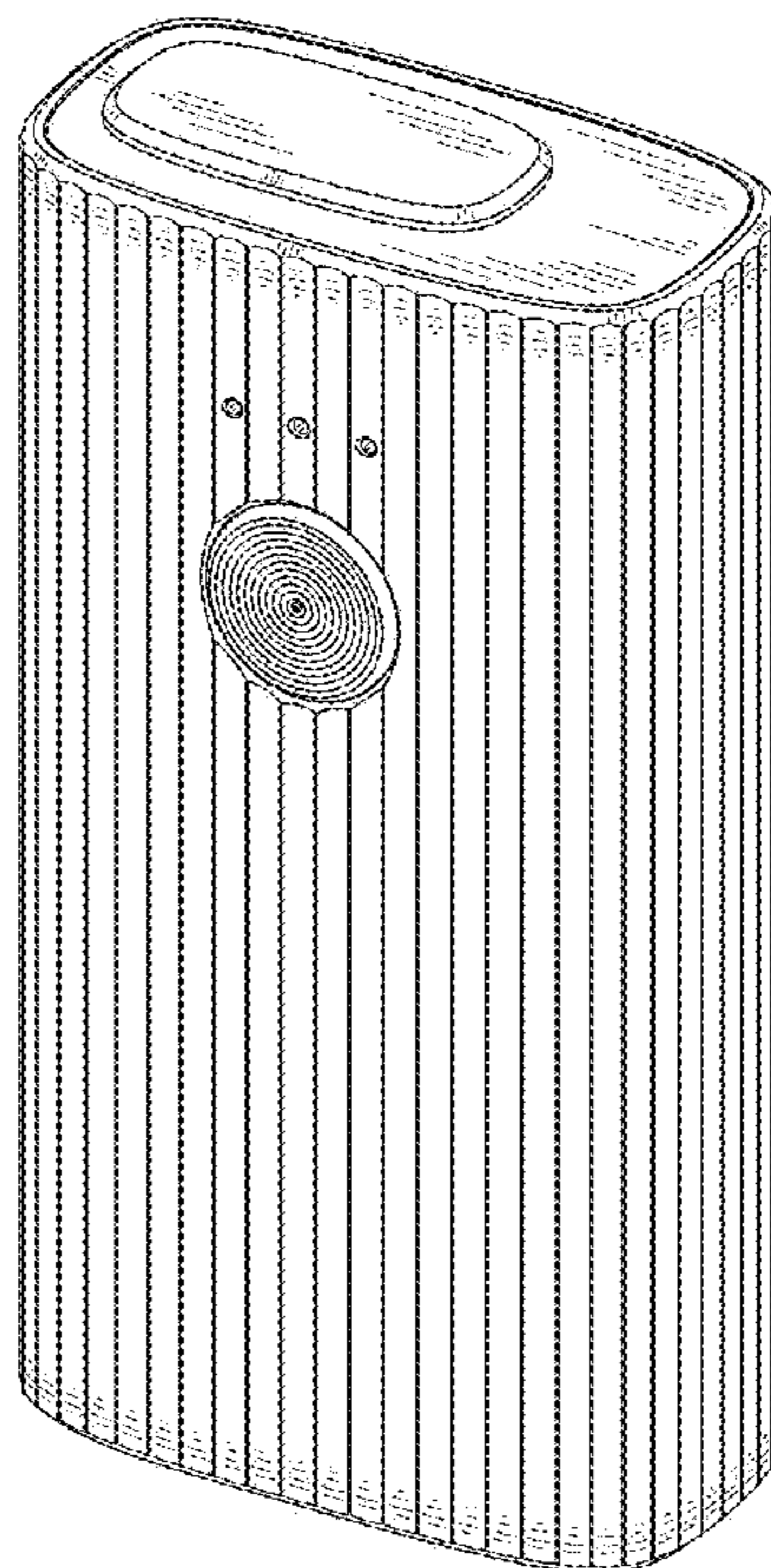
(57) **CLAIM**

The ornamental design for an aerosol generator, as shown and described.

DESCRIPTION

FIG. 1 is a perspective view of an aerosol generator;
FIG. 2 is a front elevational view thereof;
FIG. 3 is a rear elevational view thereof;
FIG. 4 is a left side elevational view thereof;
FIG. 5 is a right side elevational view thereof;
FIG. 6 is a top plan view thereof;
FIG. 7 is a bottom plan view thereof;
FIG. 8 is a first perspective view shown in a state of use; and,
FIG. 9 is a second perspective view shown in a state of use.
The broken lines in the drawings depict portions of the aerosol generator that form no part of the claimed design.

1 Claim, 8 Drawing Sheets



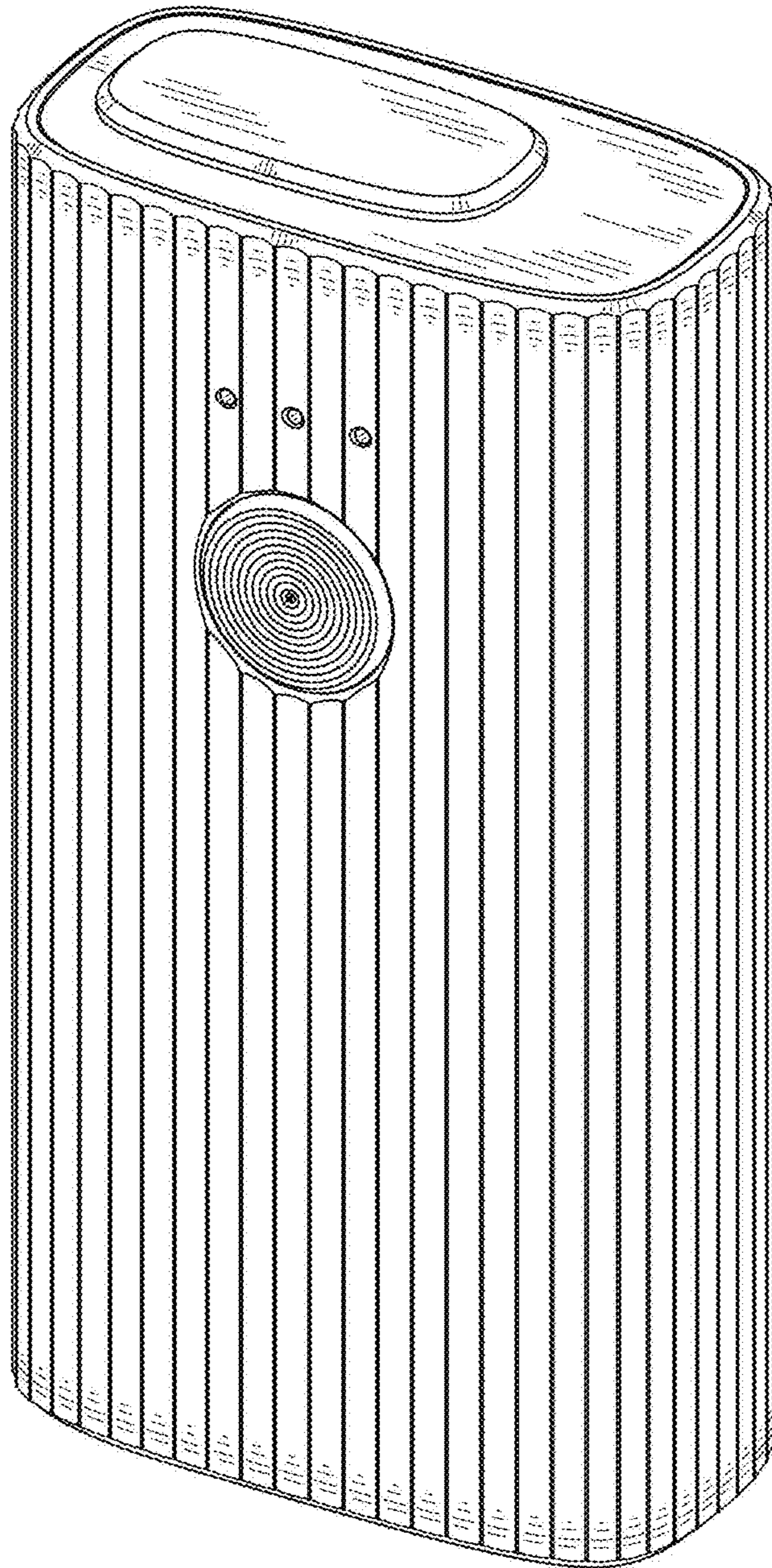


Fig. 1




Fig. 2




FIG. 3




FIG. 4




FIG. 5

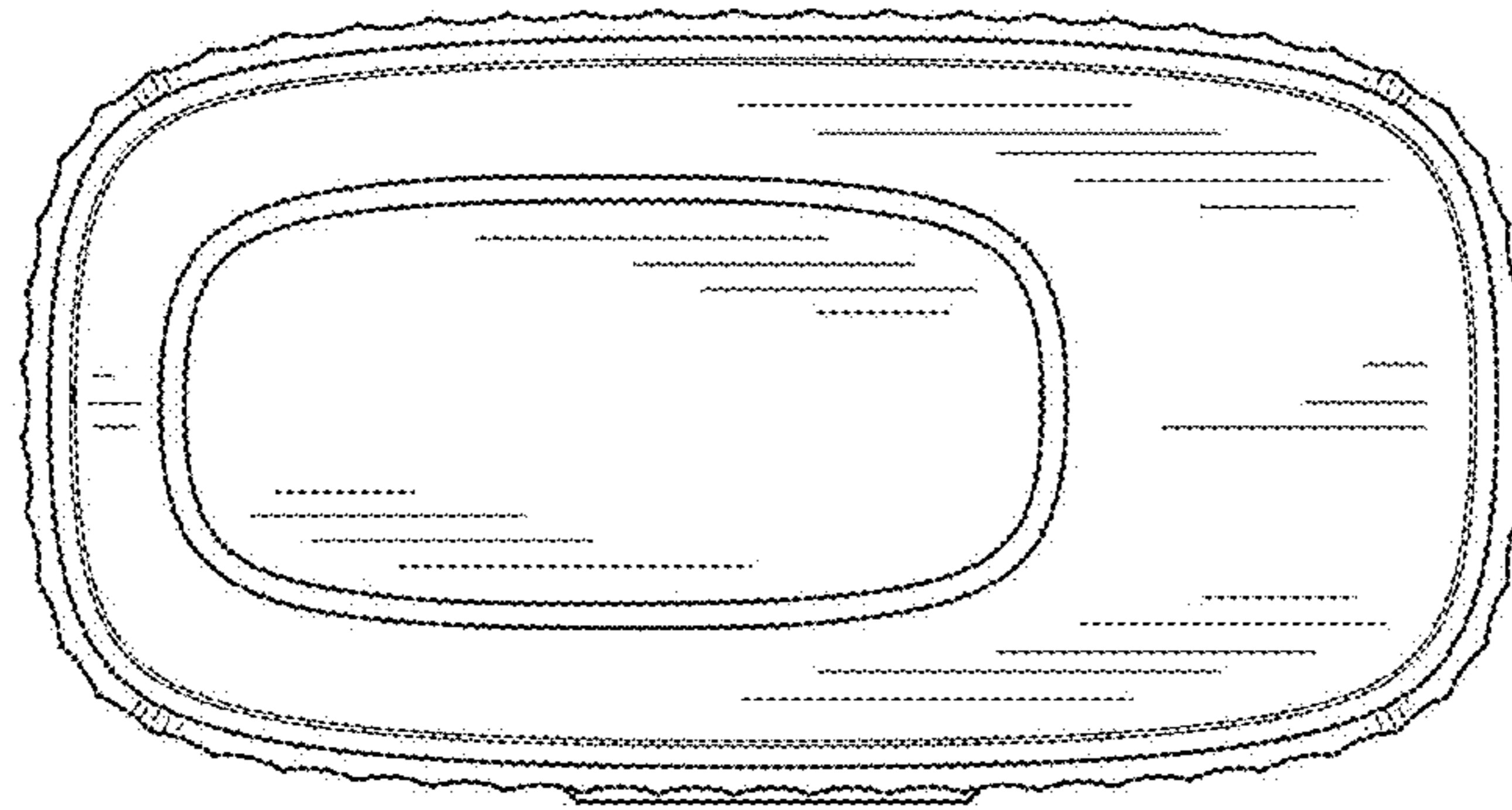


Fig. 6

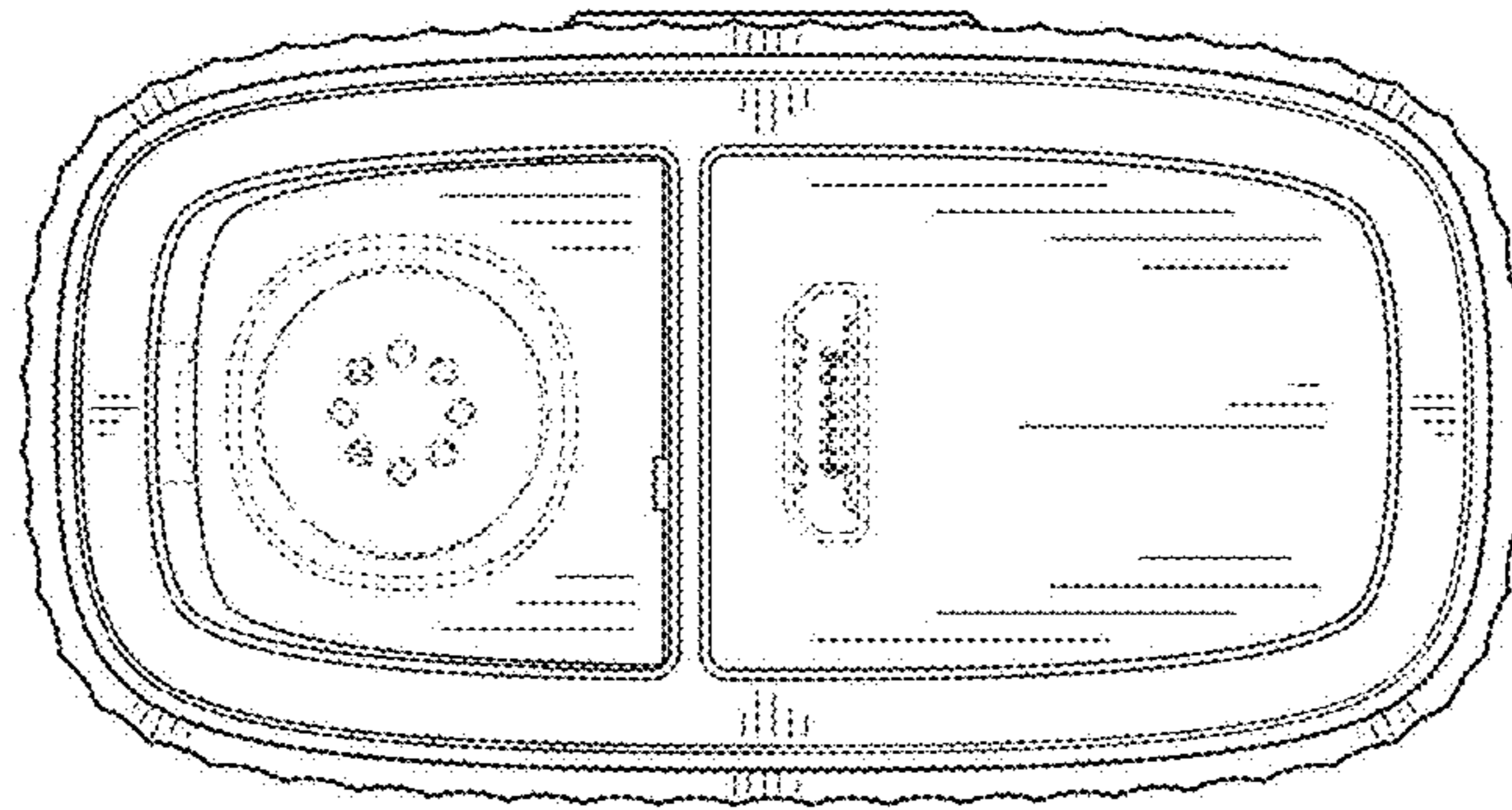


Fig. 7

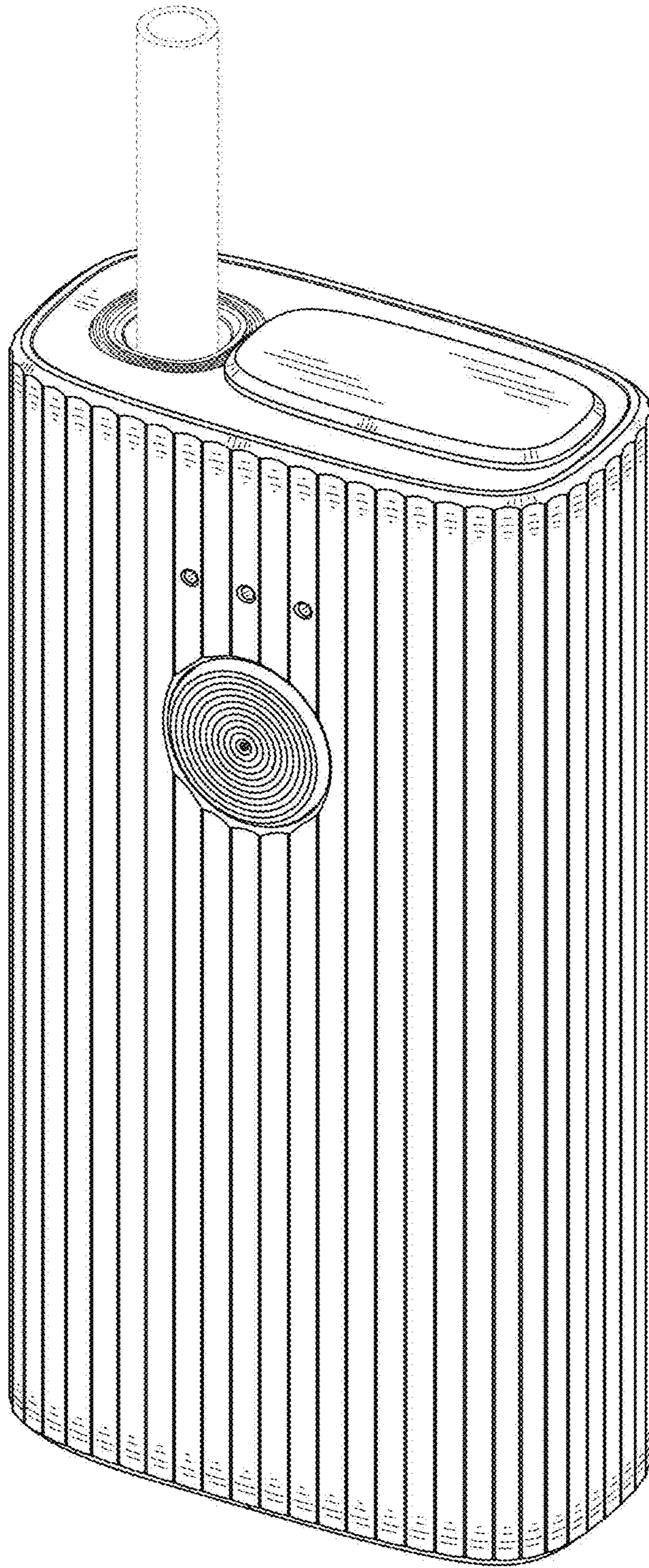


Fig. 8




Fig. 9