



US00D883557S

(12) **United States Design Patent** (10) **Patent No.:** **US D883,557 S**  
**Herremans** (45) **Date of Patent:** **\*\* May 5, 2020**

(54) **LIGHTING FIXTURE**

(71) Applicant: **SIGNIFY HOLDING B.V.**, Eindhoven (NL)

(72) Inventor: **Yves Roger Herremans**, Kapellen (BE)

(\*\*) Term: **15 Years**

(21) Appl. No.: **29/658,452**

(22) Filed: **Jul. 31, 2018**

(30) **Foreign Application Priority Data**

Feb. 21, 2018 (EM) ..... 004718948-0001

(51) **LOC (12) Cl.** ..... **26-03**

(52) **U.S. Cl.**  
USPC ..... **D26/106**

(58) **Field of Classification Search**  
USPC ..... D26/1, 24, 61, 63, 65, 85, 92, 93, 104,  
D26/106, 110

CPC ..... F21V 21/14; F21V 15/01; F21V 14/02;  
F21V 21/30; F21V 21/00; F21V 14/00;  
F21S 8/00; F21S 8/003; F21S 8/043;  
F21Y 2105/001

See application file for complete search history.

(56) **References Cited**

U.S. PATENT DOCUMENTS

D106,183 S *	9/1937	Donchian	.....	D26/110
D485,005 S *	1/2004	Olson	.....	D26/104
D532,145 S *	11/2006	Goetz-Schaefer	.....	D26/106
D557,855 S *	12/2007	Schrade	.....	D26/106
D851,323 S *	6/2019	Barber	.....	D26/93
D855,230 S *	7/2019	Zhang	.....	D26/93

\* cited by examiner

*Primary Examiner* — Brian N. Vinson

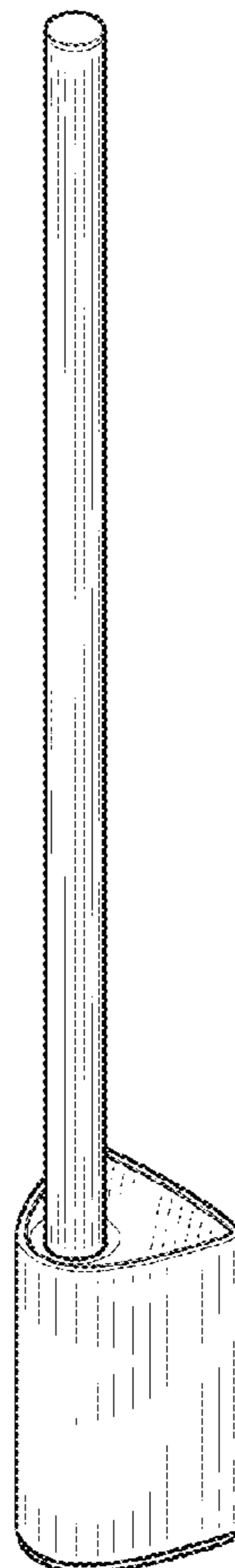
(57) **CLAIM**

The ornamental design for a “lighting fixture”, as shown and described.

**DESCRIPTION**

FIG. 1 is a perspective view showing my design;  
 FIG. 2 is a front elevational view thereof;  
 FIG. 3 is a rear elevational view thereof;  
 FIG. 4 is a right side elevational view thereof;  
 FIG. 5 is a left side elevational view thereof;  
 FIG. 6 is a top plan view thereof; and,  
 FIG. 7 is a bottom plan view thereof.  
 The lighting fixture of the present invention may be coupled with one or more power cables or brackets.

**1 Claim, 2 Drawing Sheets**



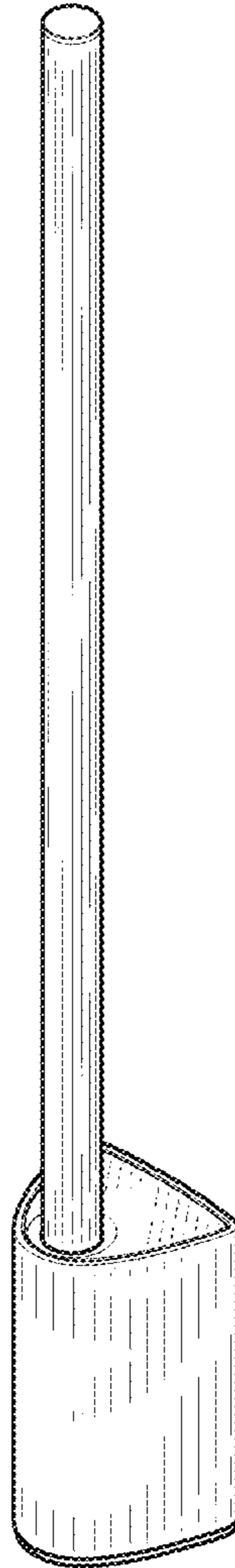


FIG. 1

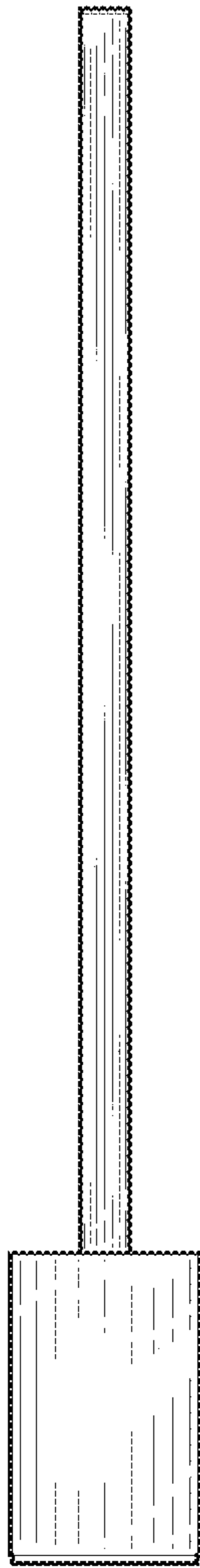


FIG. 2

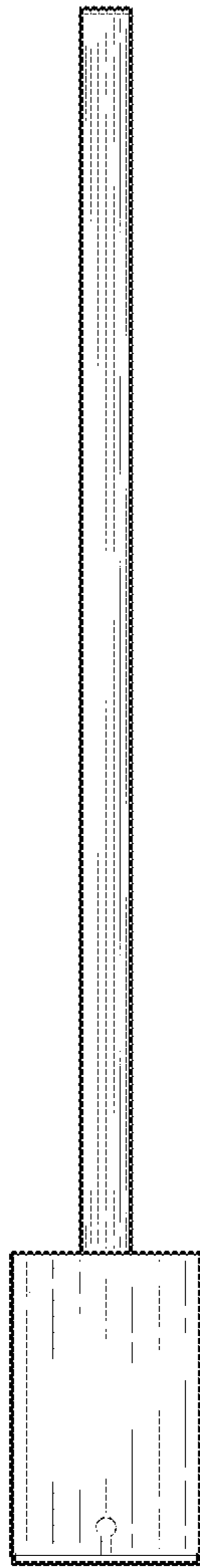


FIG. 3

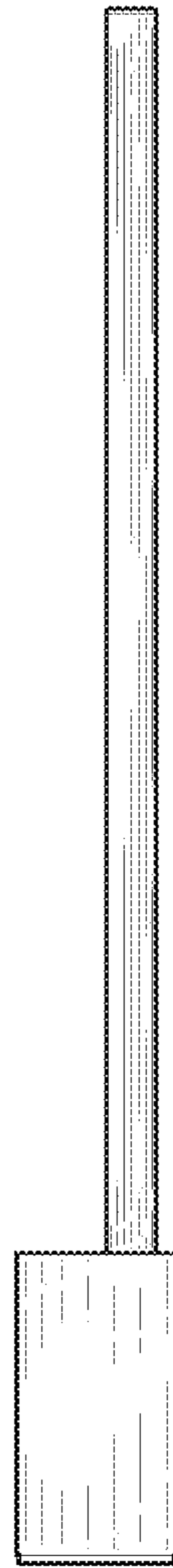


FIG. 4

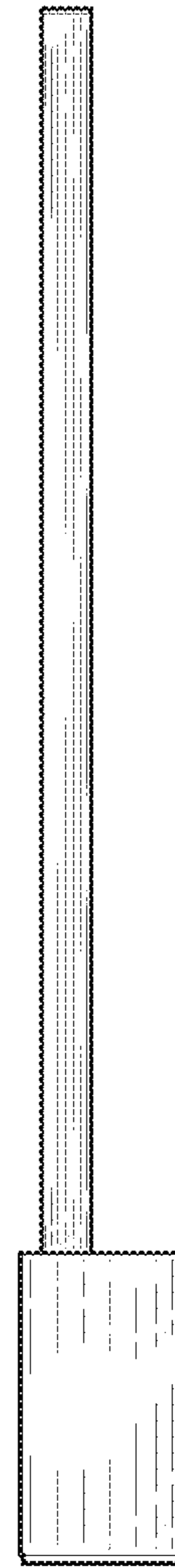


FIG. 5

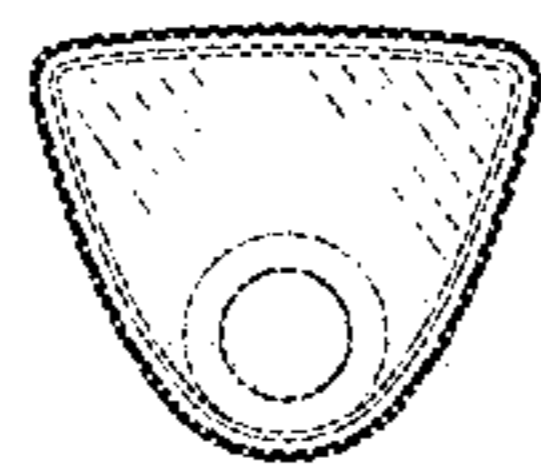


FIG. 6

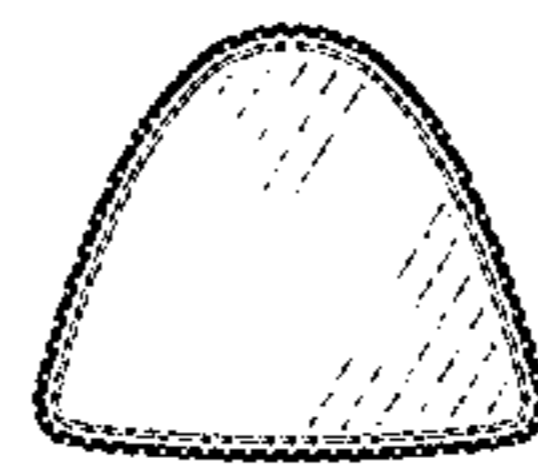


FIG. 7