



US00D883527S

(12) **United States Design Patent** (10) **Patent No.:** **US D883,527 S**
Lin (45) **Date of Patent:** **** May 5, 2020**

(54) **VEHICLE HEADLIGHT**
(71) Applicant: **KUEN HWA TRAFFIC INDUSTRIAL CO., LTD.**, Tainan (TW)
(72) Inventor: **Chung-I Lin**, Hsinchu (TW)
(73) Assignee: **Kuen Hwa Traffic Industrial Co., Ltd.**, Tainan (TW)
(**) Term: **15 Years**
(21) Appl. No.: **29/648,324**
(22) Filed: **May 21, 2018**
(51) **LOC (12) Cl.** **26-06**
(52) **U.S. Cl.**
USPC **D26/28**
(58) **Field of Classification Search**
USPC D12/86, 90-92, 114, 163, 169, 171-173, D12/181, 190, 196, 197, 199, 400; D17/1, 222; D26/28-36
CPC .. B62J 6/02; B62J 6/00; B60Q 3/0279; B60Q 3/104; B60Q 3/10408; B60Q 3/10466; B60Q 3/12653; B60Q 3/128; F21S 48/00; F21S 48/10; F21S 48/115; F21S 48/225; F21S 48/1233; F21S 48/1266; F21S 48/1388; F21S 48/2268; F21V 21/04
See application file for complete search history.

(56) **References Cited**
U.S. PATENT DOCUMENTS
D676,166 S * 2/2013 Lai D26/28
D706,471 S * 6/2014 Lai D26/28
D718,893 S * 12/2014 Lai D26/28
D720,870 S * 1/2015 Lim D26/28
D721,450 S * 1/2015 Lai D26/28

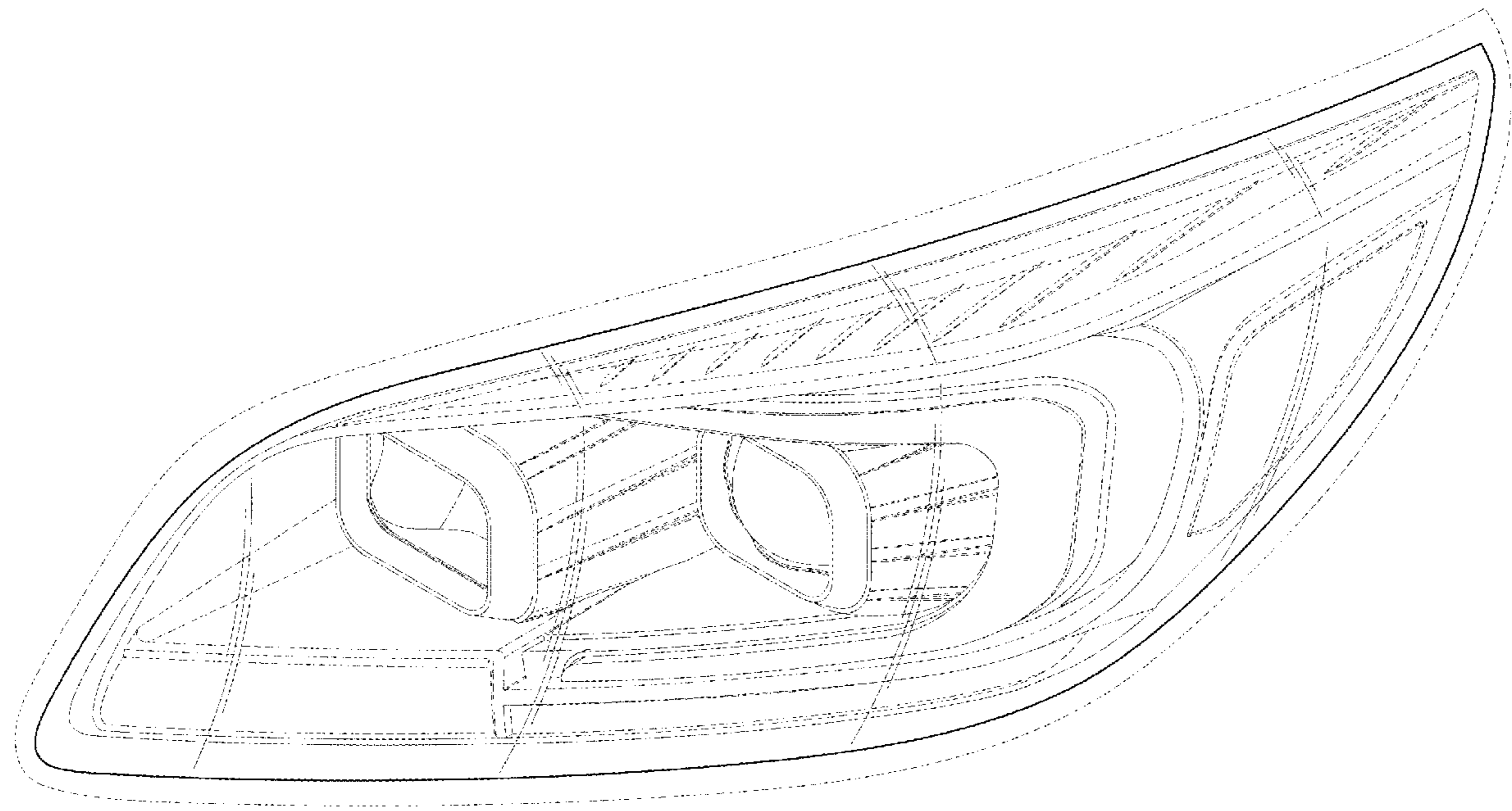
D742,045 S * 10/2015 Futschik D26/28
D746,495 S * 12/2015 Gorsten Schuenemann .. D26/28
D761,463 S * 7/2016 Lai D26/28
D765,894 S * 9/2016 Lai D26/28
D779,090 S * 2/2017 Giolito D26/28
D796,715 S * 9/2017 Lin D26/28
D802,181 S * 11/2017 Cartabiano D26/28
D838,019 S * 1/2019 Lin D26/28
D840,565 S * 2/2019 Whitla D26/28
D842,501 S * 3/2019 Lin D26/28
D842,502 S * 3/2019 Lin D26/28
D843,023 S * 3/2019 Whitla D26/28
D843,025 S * 3/2019 Smith D26/28
D843,028 S * 3/2019 Lee D26/28
D844,198 S * 3/2019 Lin D26/28
D846,164 S * 4/2019 Lin D26/28
D846,769 S * 4/2019 Koo D26/28
2014/0192548 A1 * 7/2014 Kracker F21S 41/147 362/538

* cited by examiner
Primary Examiner — Philip S Hyder
Assistant Examiner — Cary M Robinson
(74) *Attorney, Agent, or Firm* — Rosenberg, Klein & Lee

(57) **CLAIM**
The ornamental design for a vehicle headlight, as shown and described.

DESCRIPTION
FIG. 1 is a perspective view of a vehicle headlight showing my present design;
FIG. 2 is a front view thereof;
FIG. 3 is a right view thereof;
FIG. 4 is a top plan view thereof; and,
FIG. 5 is another perspective view thereof.
The broken lines in the drawings illustrate portions of the vehicle headlight and form no part of the claimed design.

1 Claim, 5 Drawing Sheets



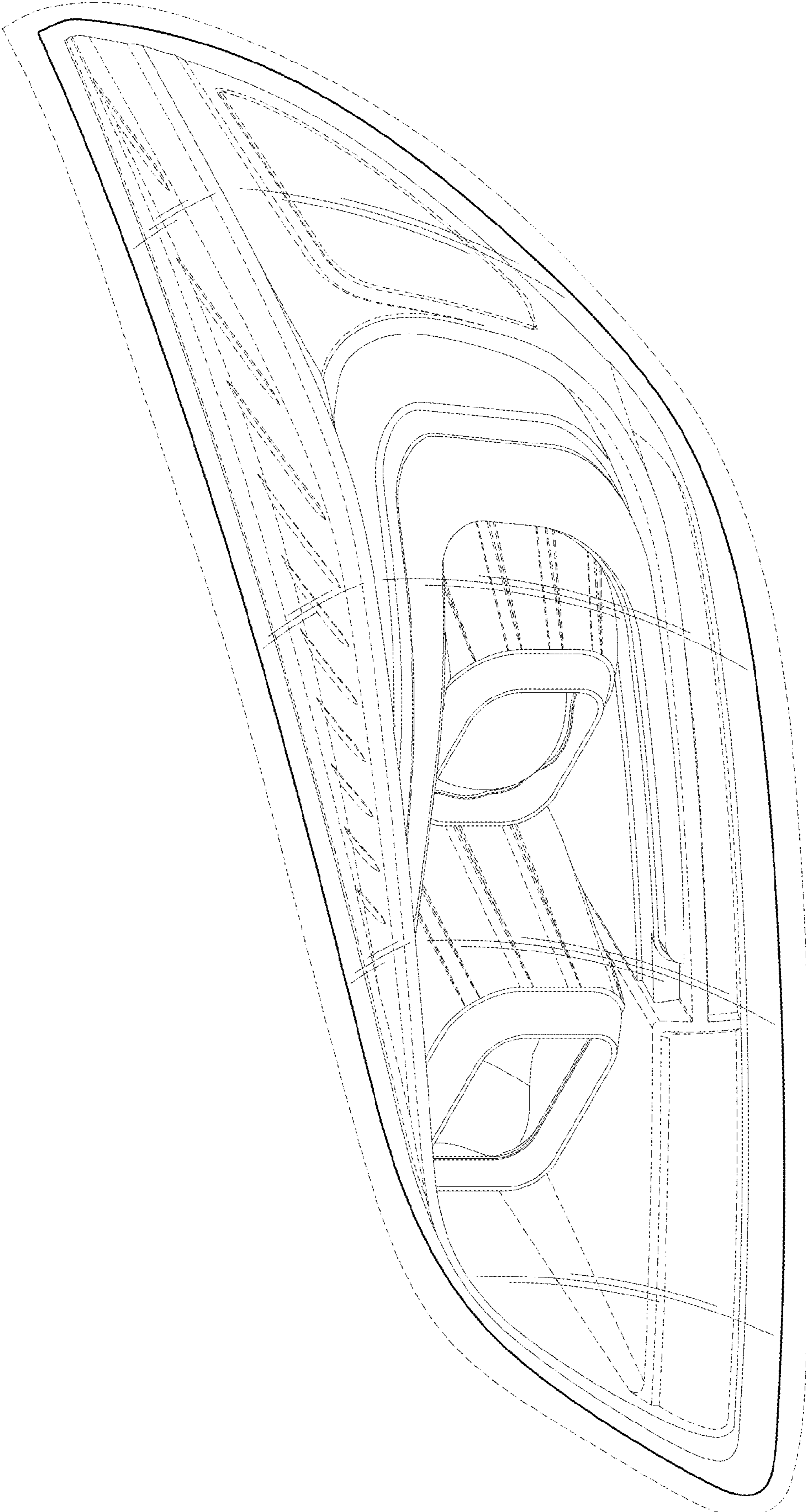


FIG. 1

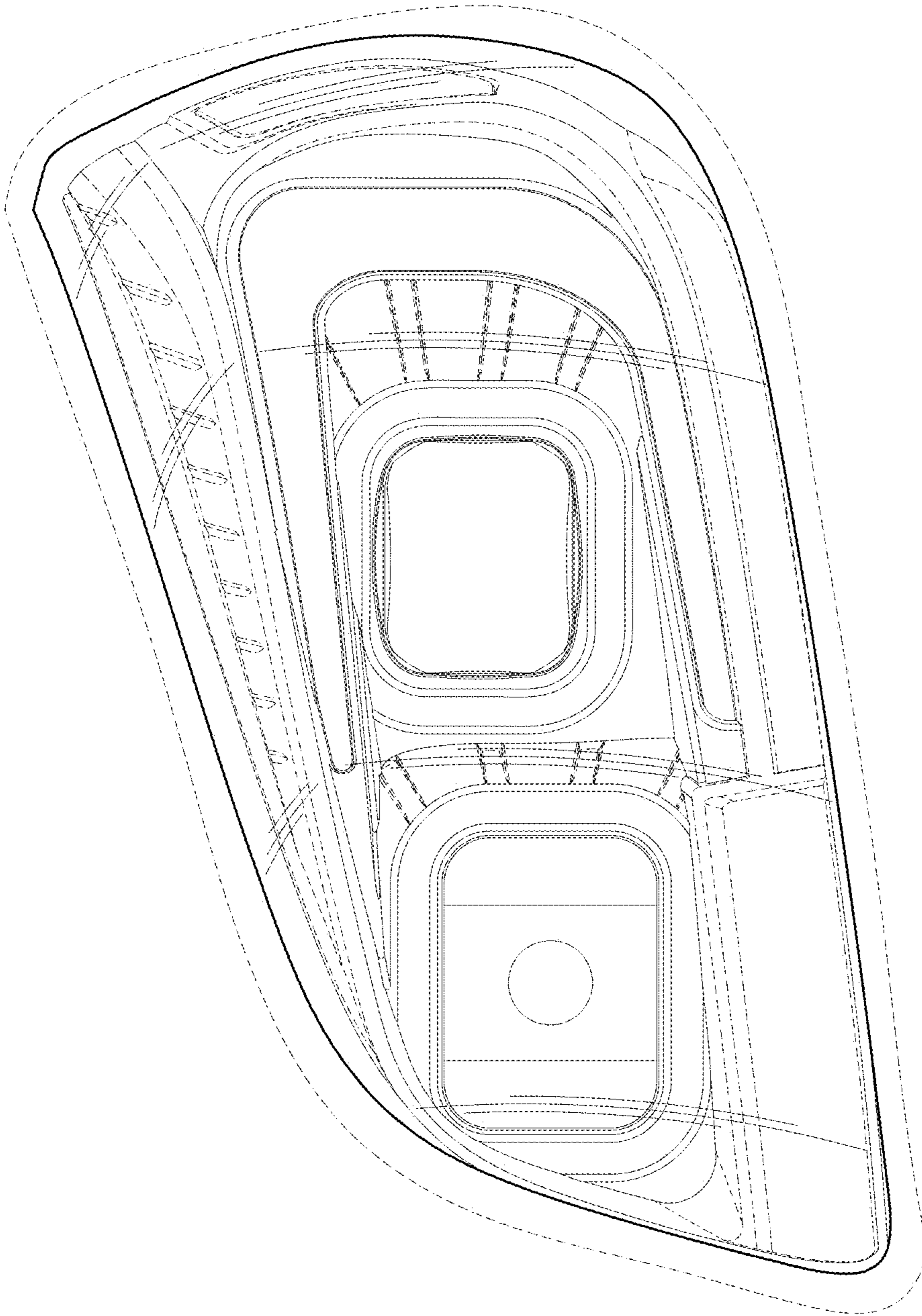


FIG. 2

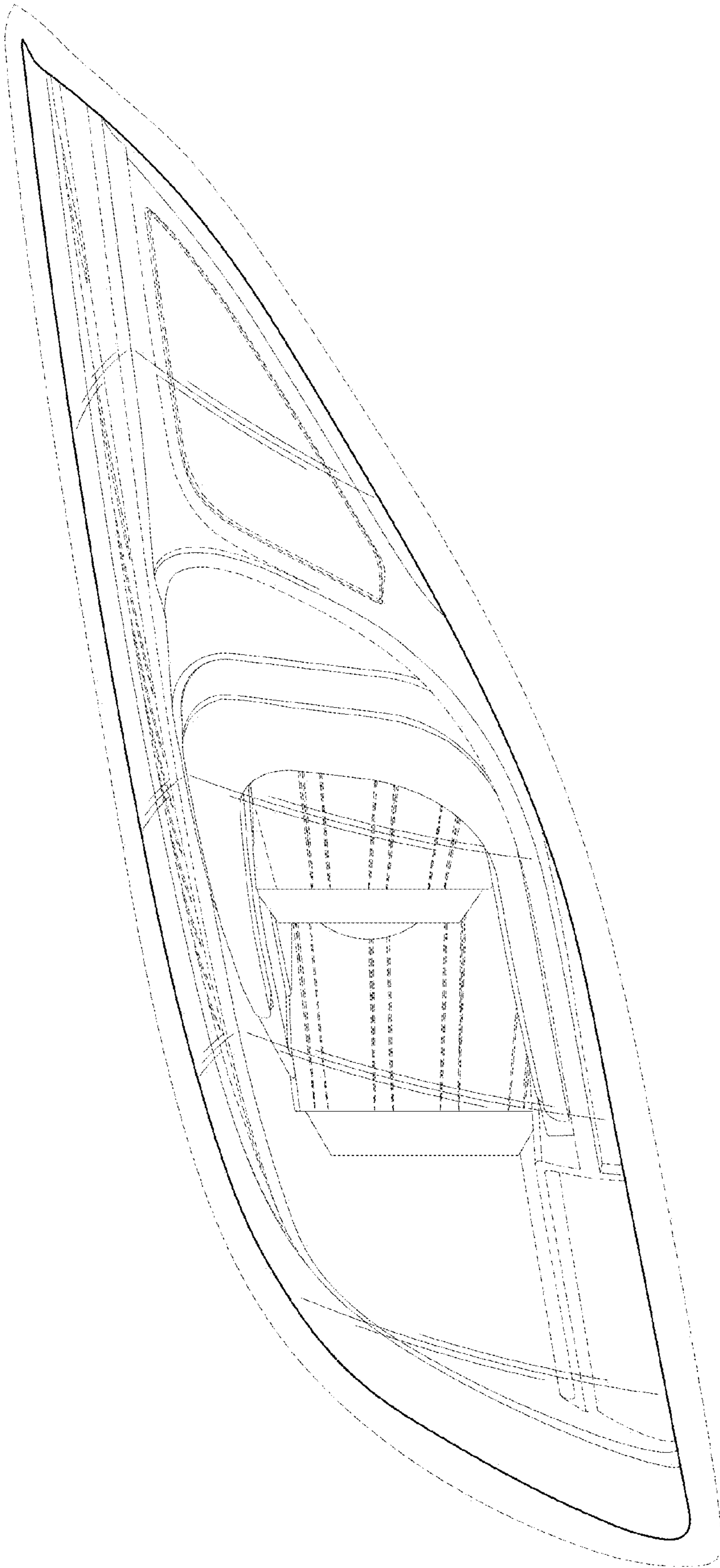


FIG. 3

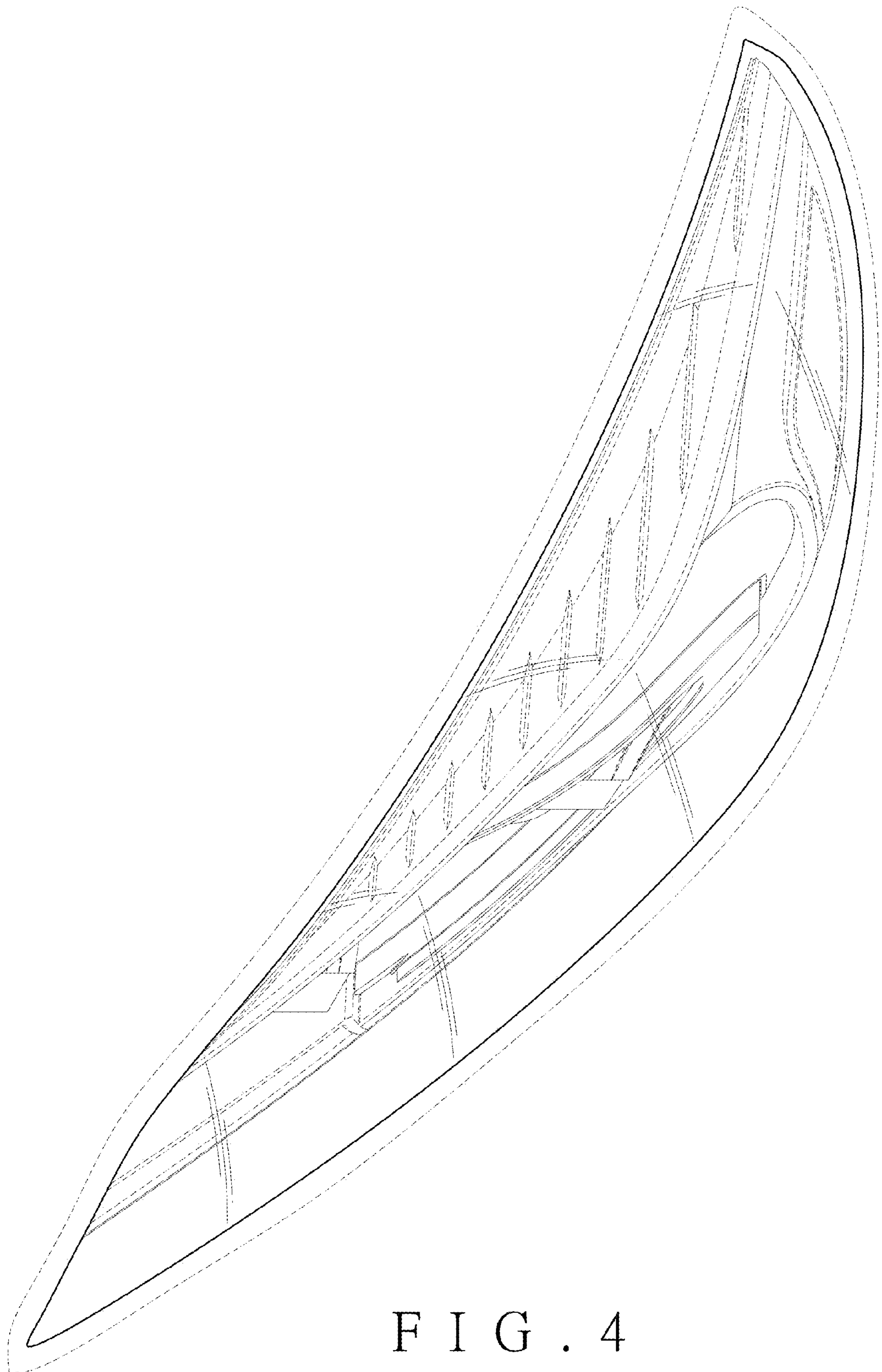


FIG . 4

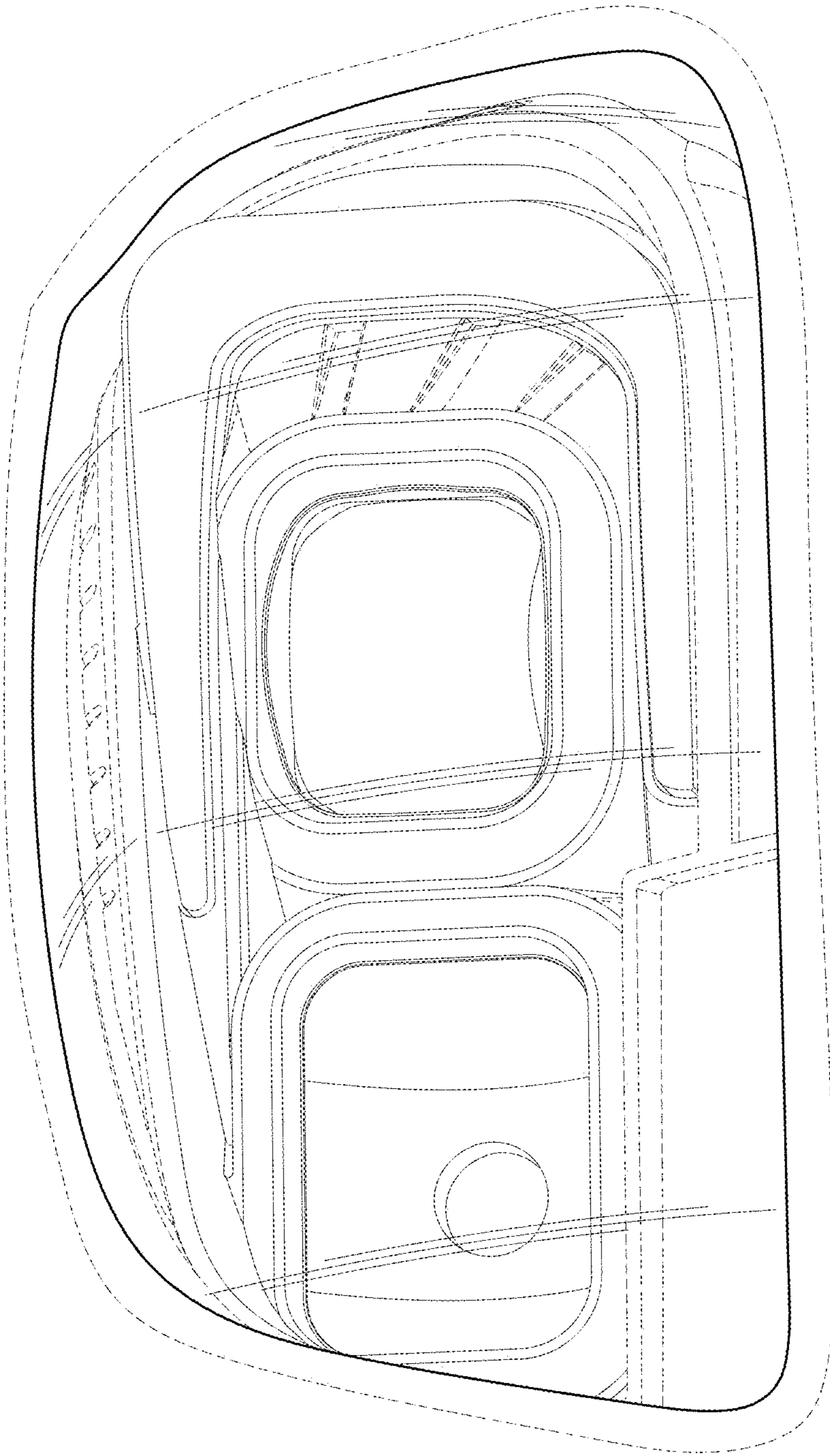


FIG. 5