



US00D883507S

(12) **United States Design Patent**  
**Yamada**

(10) **Patent No.:** **US D883,507 S**

(45) **Date of Patent:** **\*\* May 5, 2020**

- (54) **MESSAGE APPLIANCE**
- (71) Applicant: **Yuji Yamada**, Tokyo (JP)
- (72) Inventor: **Yuji Yamada**, Tokyo (JP)
- (\*\*) Term: **15 Years**
- (21) Appl. No.: **29/695,361**
- (22) Filed: **Jun. 18, 2019**

**Related U.S. Application Data**

- (62) Division of application No. 35/505,014, filed on Dec. 1, 2017 (U.S. filing date under 35 U.S.C. 384), and having an international filing date of Dec. 1, 2017.
- (51) **LOC (12) Cl.** ..... **28-03**
- (52) **U.S. Cl.**  
USPC ..... **D24/215**
- (58) **Field of Classification Search**  
USPC ..... D24/200, 211, 212, 213, 214, 215;  
D25/41.1; D8/380; D6/556  
CPC ..... A61H 7/00; A61H 7/001; A61H 7/003;  
A61H 39/04; A61H 15/0092; A61H  
2201/0153; A61H 2201/1253  
See application file for complete search history.

(56) **References Cited**

**U.S. PATENT DOCUMENTS**

- D326,721 S \* 6/1992 Ujifusa ..... D24/200
- D340,527 S \* 10/1993 Goodell ..... D11/40
- D403,431 S \* 12/1998 Gladieux, Jr. .... D24/215
- D405,536 S \* 2/1999 Haynes ..... D24/214
- D669,591 S \* 10/2012 Heininen ..... D24/214
- D720,862 S \* 1/2015 McDonald, Jr. .... D24/215

- D743,043 S \* 11/2015 Cao ..... D24/215
- D750,796 S \* 3/2016 Bains ..... D24/214
- D755,404 S \* 5/2016 Gooris ..... D24/214
- D765,872 S \* 9/2016 Blaskovich ..... D24/214
- D769,454 S \* 10/2016 Hong ..... D24/215
- D788,928 S \* 6/2017 Potter ..... D24/188
- D809,667 S \* 2/2018 Yamada ..... D24/214

\* cited by examiner

*Primary Examiner* — Sheryl Lane  
*Assistant Examiner* — Calvin E Vansant  
(74) *Attorney, Agent, or Firm* — Yokoi & Co., U.S.A.;  
Toshiyuki Yokoi

(57) **CLAIM**

The ornamental design for a massage appliance, as shown and described.

**DESCRIPTION**

FIG. 1 shows a front view of a massage appliance showing my new design;  
FIG. 2 shows a rear view thereof;  
FIG. 3 shows a top view thereof;  
FIG. 4 shows a bottom view thereof;  
FIG. 5 shows a right side view thereof;  
FIG. 6 shows a left side view thereof;  
FIG. 7 shows a cross-sectional view thereof, taken along line A-A in FIG. 3; and,  
FIG. 8 shows an enlarged cross-sectional view thereof, taken along line B-B in FIG. 1.  
Each article is a stick-shaped massage appliance of which one end has a spiral shape, and the other end is curved in the opposite direction of the spiral shape; a plurality of slit-shaped through holes are arranged on the article from one end to the other.

**1 Claim, 3 Drawing Sheets**

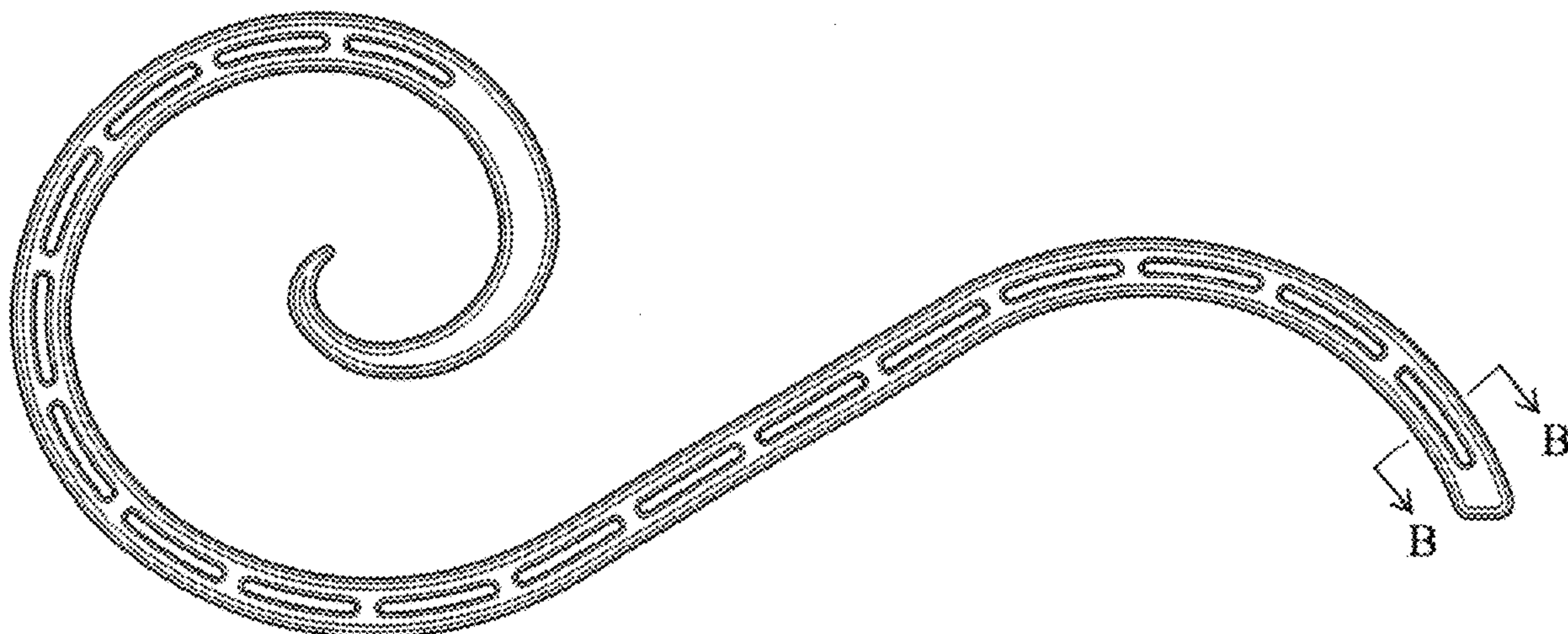


Fig. 1

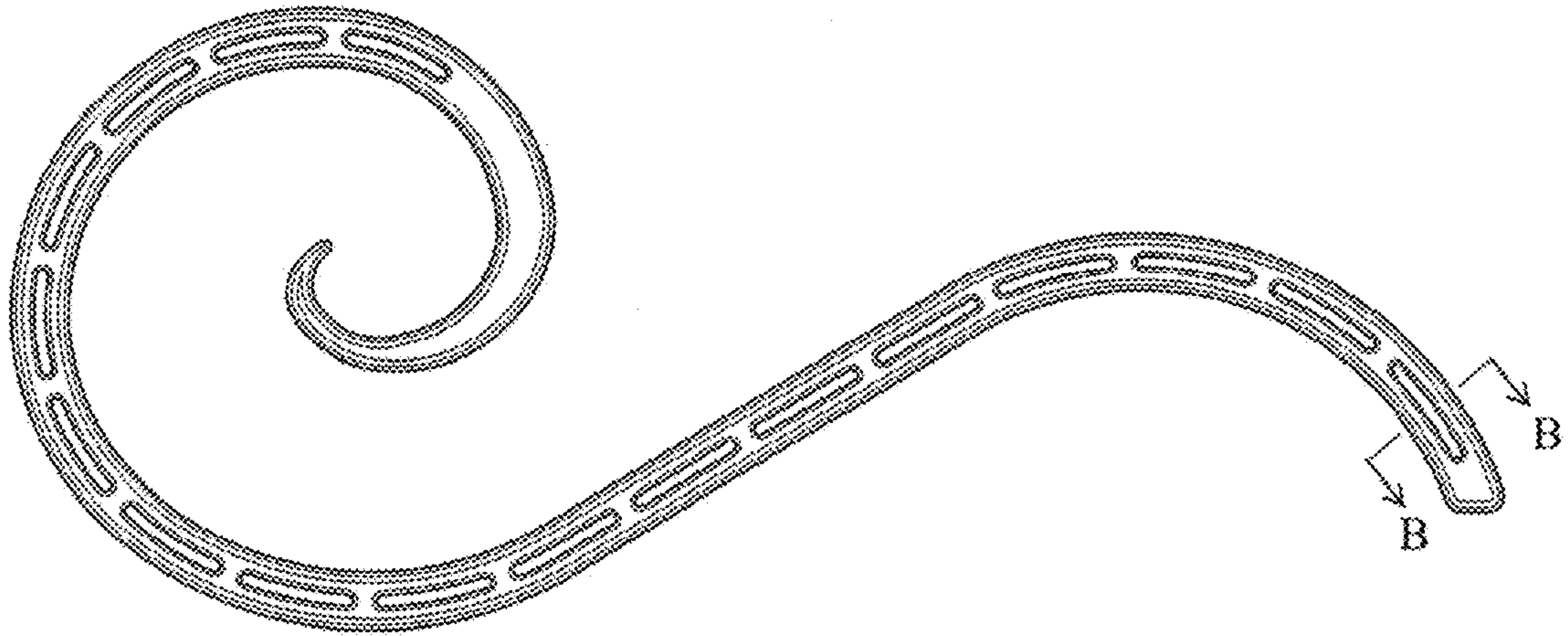


Fig. 2

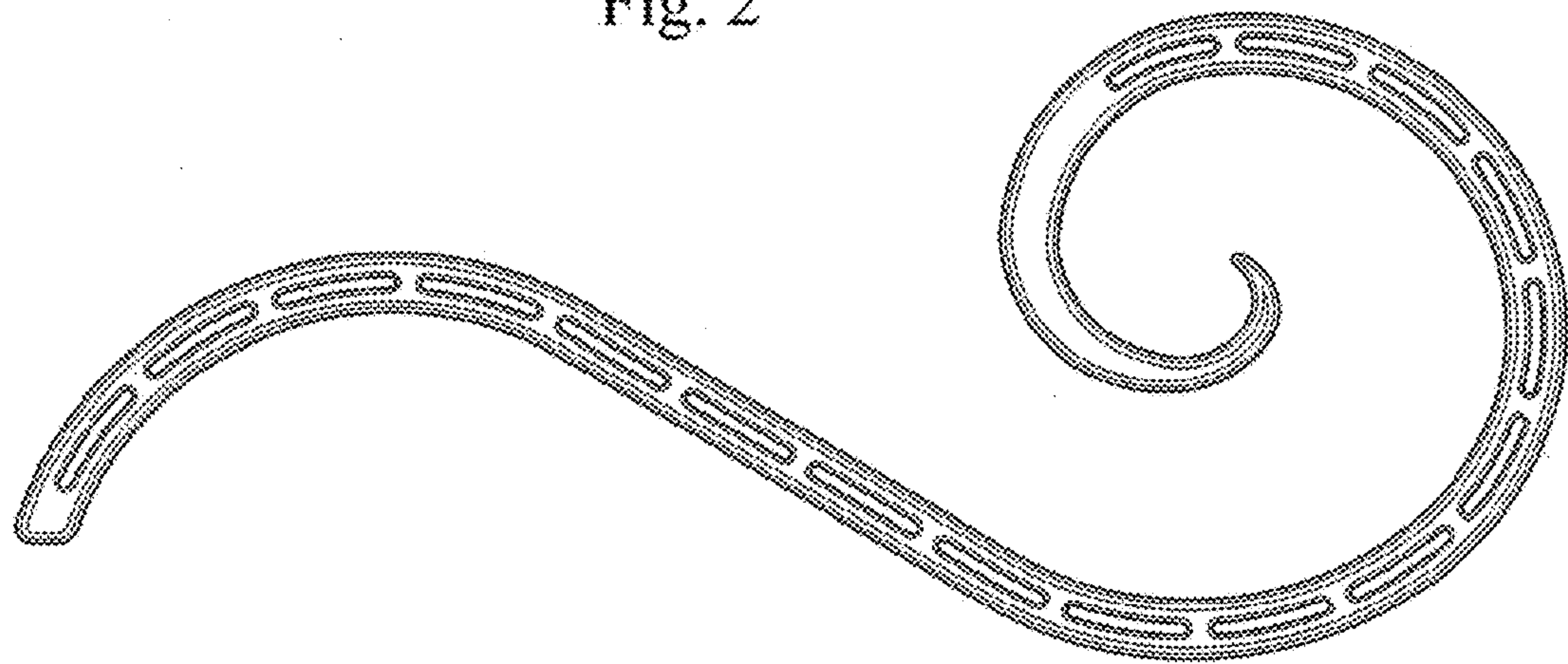


Fig. 3

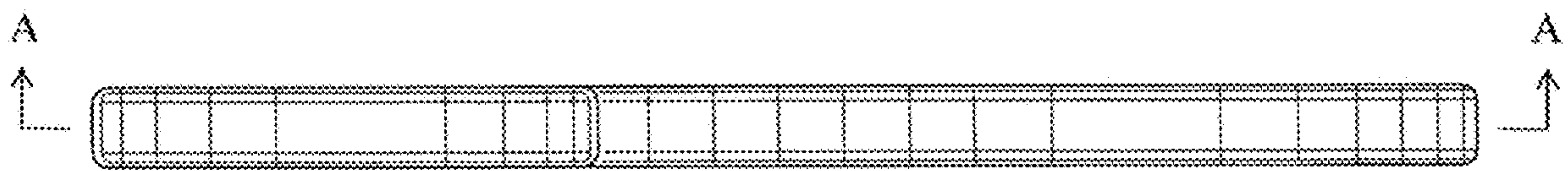


Fig. 4

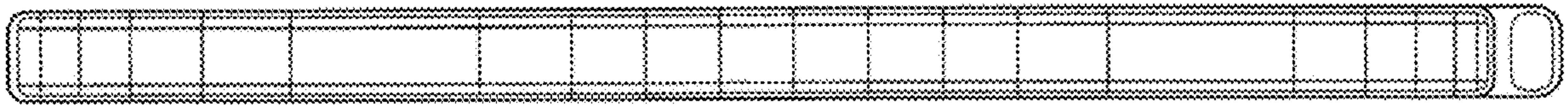


Fig. 5




Fig. 6





Fig. 7

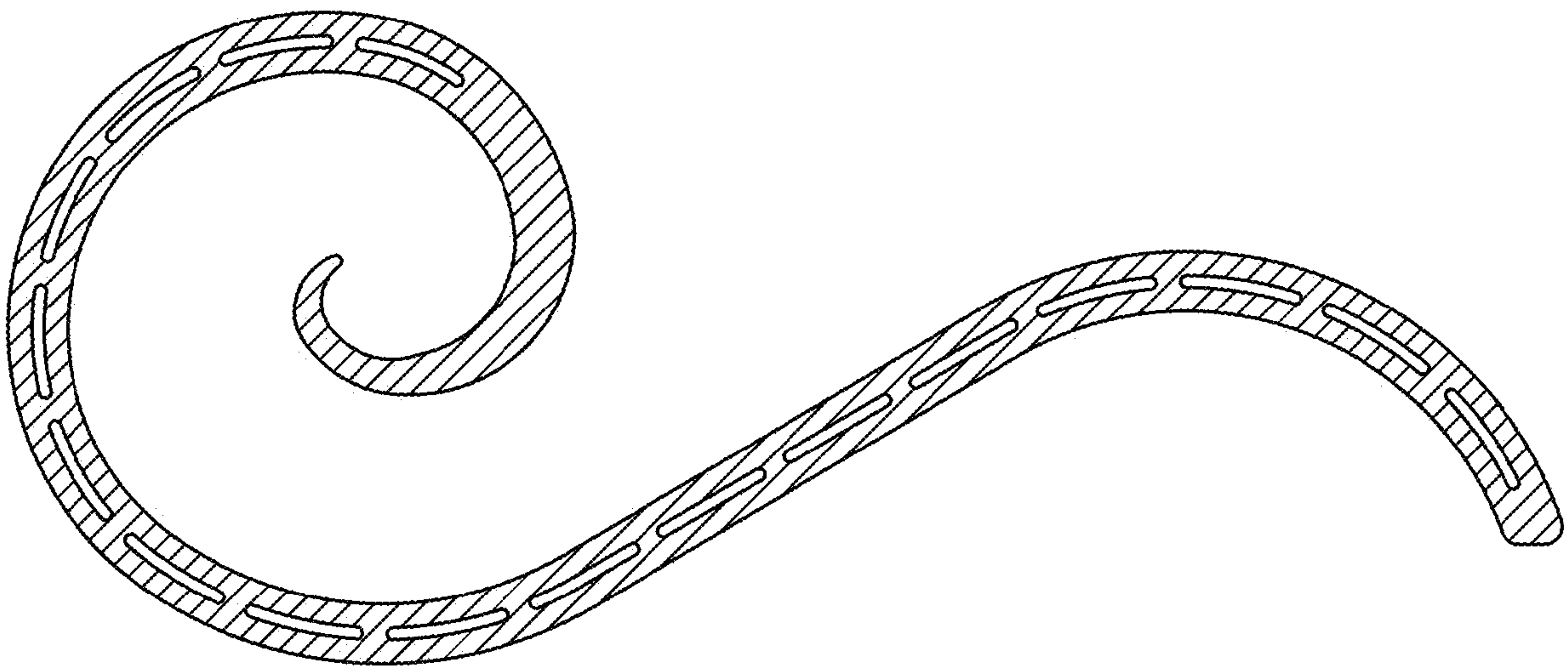


Fig. 8

