



US00D883503S

(12) **United States Design Patent**
Pasquale

(10) **Patent No.:** **US D883,503 S**

(45) **Date of Patent:** **** May 5, 2020**

- (54) **BACK ROLLER**
- (71) Applicant: **Sonia Pasquale**, Stoneham, MA (US)
- (72) Inventor: **Sonia Pasquale**, Stoneham, MA (US)
- (**) Term: **15 Years**
- (21) Appl. No.: **29/626,283**
- (22) Filed: **Nov. 15, 2017**
- (51) **LOC (12) Cl.** **28-03**
- (52) **U.S. Cl.**
USPC **D24/211**
- (58) **Field of Classification Search**
USPC D24/200, 211, 212, 213, 214, 215;
601/19, 22, 46, 52, 63, 80, 99, 104,
601/110-114, 118-120, 125, 134, 151,
601/152, DIG. 12, DIG. 14, DIG. 15,
601/DIG. 16, DIG. 17
CPC A61H 1/00; A61H 1/001; A61H 1/0237;
A61H 2015/0007; A61H 2015/0014;
A61H 2015/0042; A61H 2015/0064;
A61H 15/00; A61H 2011/005; A61H
19/44; A61H 19/50; A61H 21/00; A61H
37/00
See application file for complete search history.

- D698,453 S * 1/2014 Tai D24/215
 - D700,345 S * 2/2014 Park D24/200
 - D713,050 S * 9/2014 Kao A61H 15/00
D24/211
 - D724,750 S * 3/2015 Taylor D24/211
 - D732,680 S * 6/2015 Taylor D24/211
 - D734,480 S * 7/2015 Jones D24/211
 - D737,456 S * 8/2015 McDonough A61H 15/0092
D24/211
 - D749,233 S * 2/2016 Phillips A61H 15/0092
D24/211
 - D764,066 S * 8/2016 Somjee D24/211
 - D804,048 S * 11/2017 Winkley D24/215
 - D829,920 S * 10/2018 Carpinelli D24/211
- (Continued)

(56) **References Cited**
U.S. PATENT DOCUMENTS

- 810,885 A * 1/1906 Saighman 601/19
- D101,862 S * 11/1936 Fehn et al. 482/132
- D253,373 S * 11/1979 Celeste 601/121
- 4,433,683 A * 2/1984 McCoy A63B 21/05
601/120
- D279,406 S * 6/1985 Shiu D24/211
- D417,319 S * 11/1999 Weiss, Jr. D30/119
- D475,464 S * 6/2003 Chen D24/211
- D477,414 S * 7/2003 Chen D24/211
- D559,395 S * 1/2008 Matsuura D24/216
- D580,067 S * 11/2008 Matsuura D24/216
- D654,970 S * 2/2012 Daves D21/662
- D689,155 S * 9/2013 Jahns D21/692
- D693,934 S * 11/2013 Lin D24/215

OTHER PUBLICATIONS

https://www.amazon.com/321-STRONG-Foam-Roller-Myofascial/dp/B017TDA0ZK/ref=sr_1_81?hvadid=78340254897805&hvbm=be&hvdev=c&hvqmt=e&keywords=massagers&qid=1553618782&s=gateway&sr=8-81 Amazon search, Aug. 4, 2016. (Year: 2016).*

Primary Examiner — Sandra S Snapp
(74) *Attorney, Agent, or Firm* — Law Office of Jerry Joseph, PLC; Jerry K. Joseph

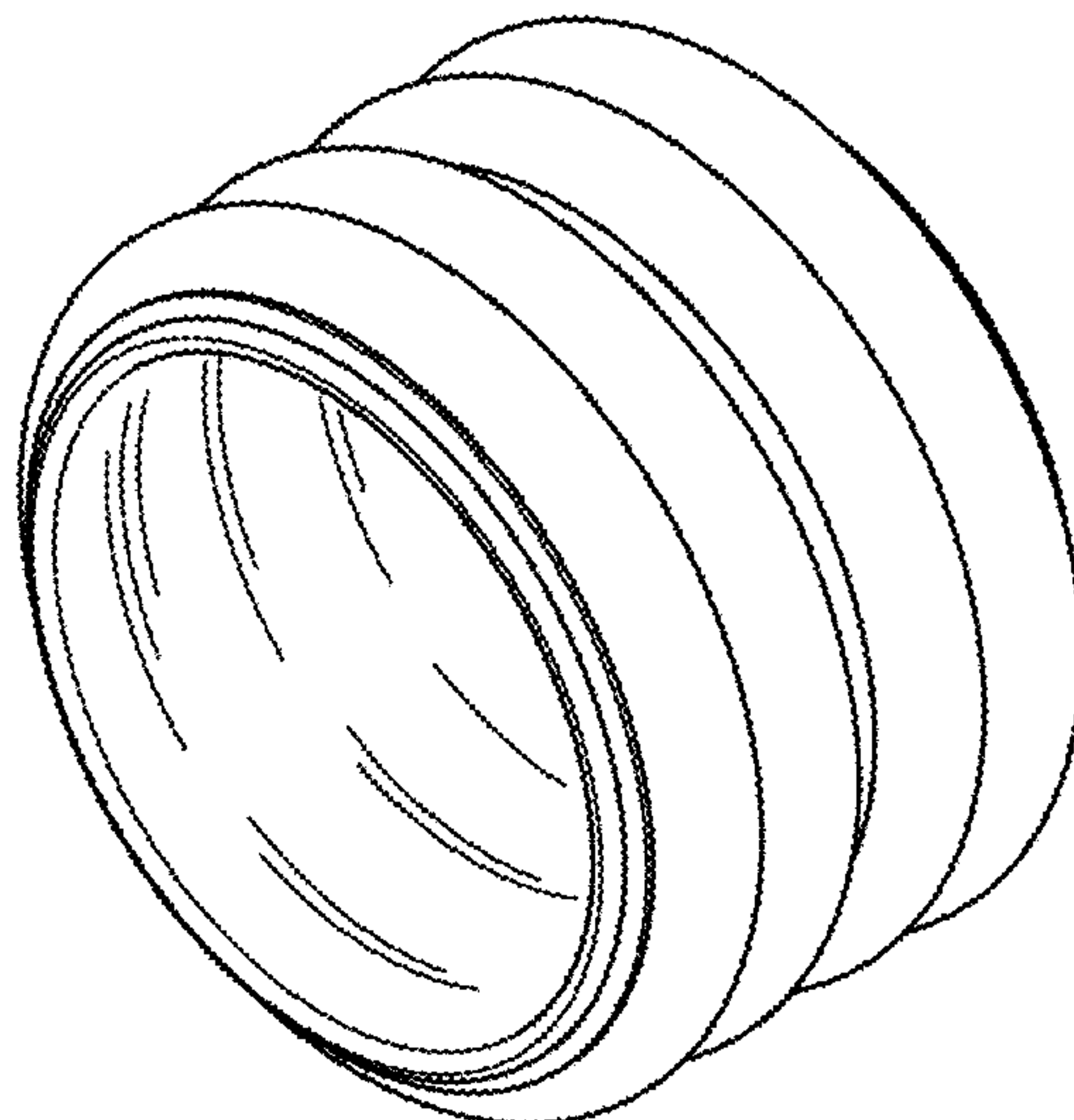
(57) **CLAIM**

The ornamental design for a back roller, as shown and described.

DESCRIPTION

FIG. 1 is a top perspective view of the design of the present invention for a back roller;
FIG. 2 is a top plan view of the back roller illustrated in FIG. 1, the bottom plan being a mirror image thereof;
FIG. 3 is a left side elevation view of the back roller illustrated in FIG. 1, the right side elevation view being a mirror image thereof; and,
FIG. 4 is a front elevation view of the back roller illustrated in FIG. 1, the rear elevation view being a mirror image thereof.

1 Claim, 4 Drawing Sheets



(56)

References Cited

U.S. PATENT DOCUMENTS

2012/0065557 A1* 3/2012 Phillips A61H 15/0092
601/99
2015/0005146 A1* 1/2015 Chen A63B 21/00047
482/142
2015/0045707 A1* 2/2015 Selvaggio A61H 15/0092
601/118
2015/0080774 A1* 3/2015 Olaya A61H 15/00
601/121
2015/0190304 A1* 7/2015 Lawrie A61H 15/0092
601/118
2015/0209220 A1* 7/2015 Lin A61H 15/0092
601/119
2016/0279009 A1* 9/2016 Somjee A61H 15/00
2017/0202729 A1* 7/2017 Lin A61H 15/0092
2017/0202730 A1* 7/2017 Lin A61H 15/0092

* cited by examiner

FIG. 1

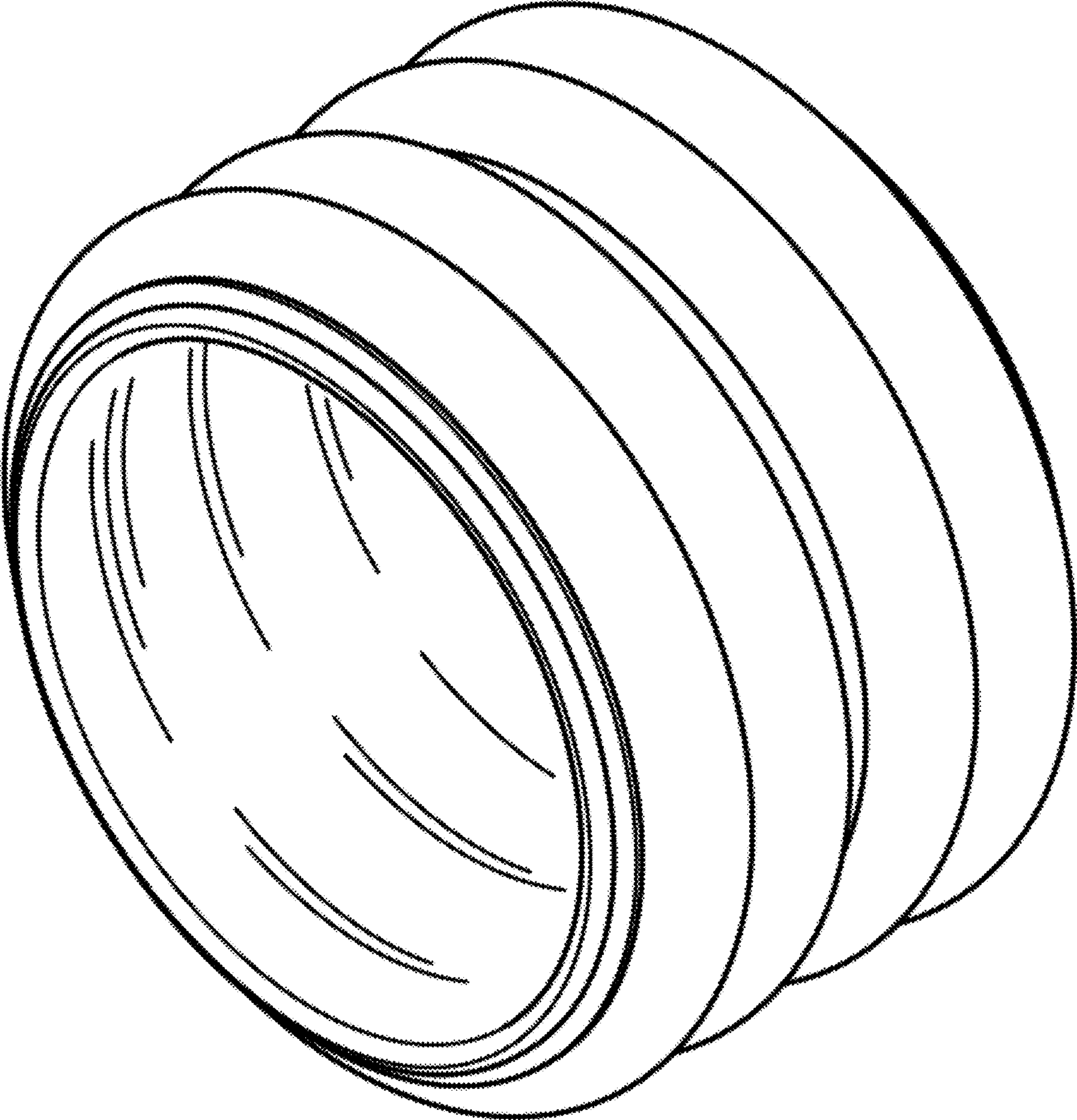


FIG. 2

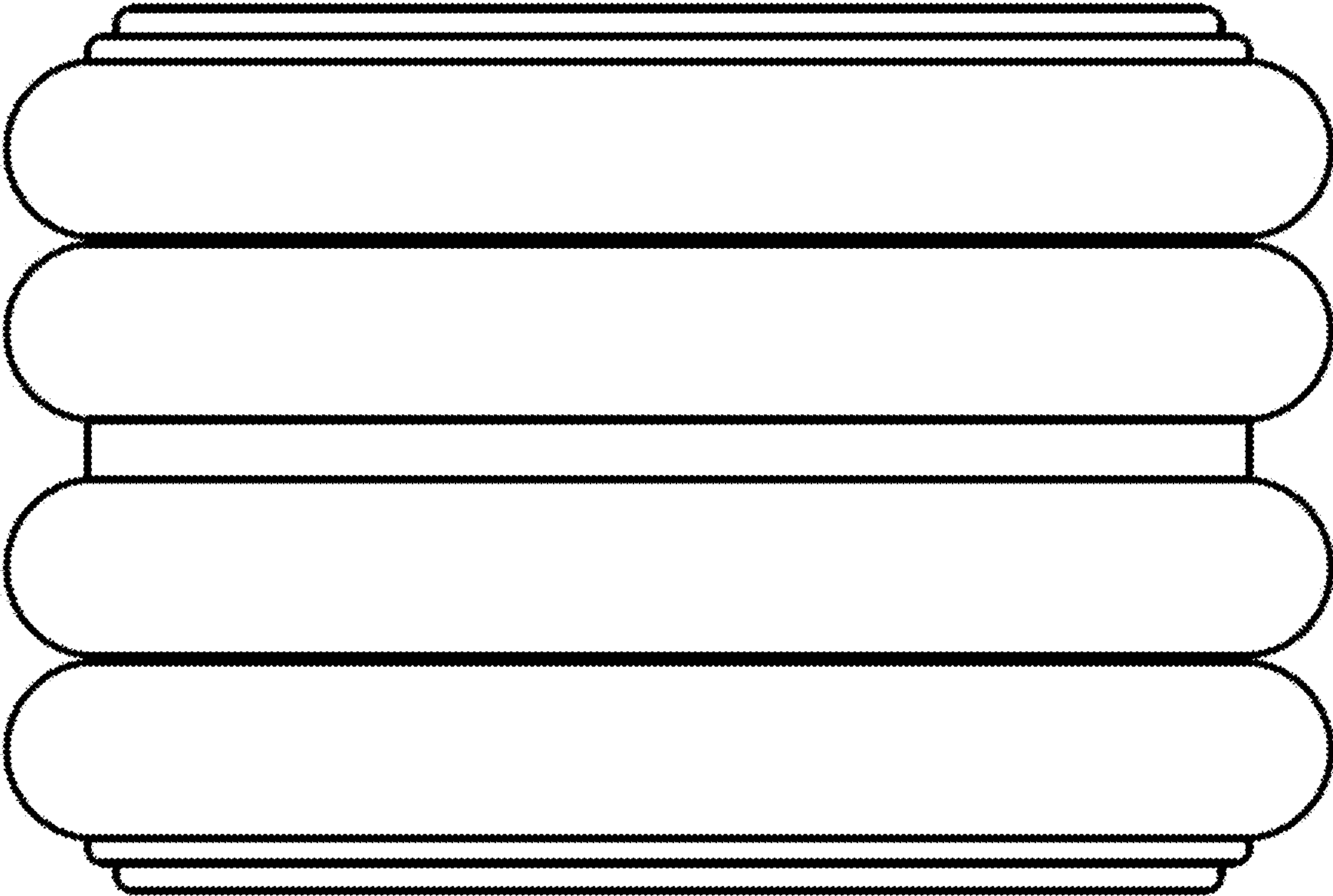


FIG. 3

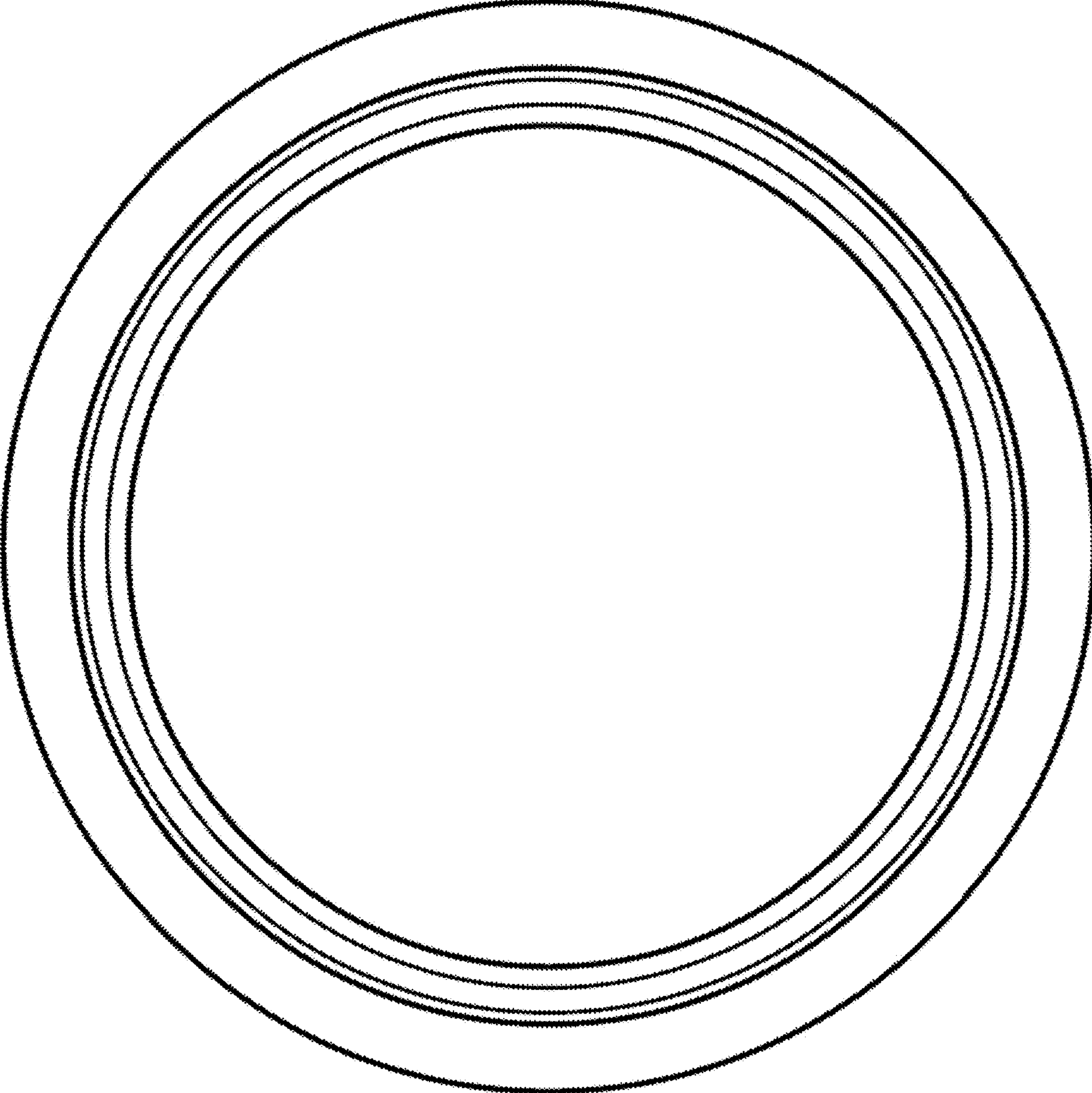


FIG. 4

