



US00D883493S

(12) **United States Design Patent**  
**Wallis**

(10) **Patent No.:** **US D883,493 S**

(45) **Date of Patent:** **\*\* May 5, 2020**

- (54) **TAPERED BITE BLOCK**
- (71) Applicant: **Innovgas Pty Ltd**, Launceston (AU)
- (72) Inventor: **Andrew Wallis**, Launceston (AU)
- (73) Assignee: **Innovgas Pty Ltd**, Launceston (AU)

8,146,601 B2 \* 4/2012 James, Jr. .... A61M 16/0488  
128/201.27  
2003/0039942 A1 \* 2/2003 Phillips ..... A61C 5/90  
433/140  
2006/0081245 A1 4/2006 Gould  
2010/0236548 A1 9/2010 Reis et al.  
2018/0221611 A1 \* 8/2018 Gilhuly ..... A61M 16/0493

(\*\*) Term: **15 Years**

(21) Appl. No.: **29/668,195**

(22) Filed: **Oct. 29, 2018**

(30) **Foreign Application Priority Data**

May 17, 2018 (AU) ..... 201812915

(51) **LOC (12) Cl.** ..... **24-02**

(52) **U.S. Cl.**  
USPC ..... **D24/176**

(58) **Field of Classification Search**  
USPC ..... D24/180–182, 176, 152; 128/859,  
128/861–862; 600/237–238; 433/6, 93,  
433/136, 140  
CPC .. A61M 16/0488; A61M 16/0493; A61C 5/90  
See application file for complete search history.

(56) **References Cited**

**U.S. PATENT DOCUMENTS**

4,527,559 A 7/1985 Roxburg et al.  
D297,665 S \* 9/1988 Neeley ..... D24/176  
5,655,519 A 8/1997 Alfery

**FOREIGN PATENT DOCUMENTS**

WO 2012/056752 5/2012

\* cited by examiner

*Primary Examiner* — Wan Laymon

(74) *Attorney, Agent, or Firm* — Sand, Sebolt & Wernow Co., LPA

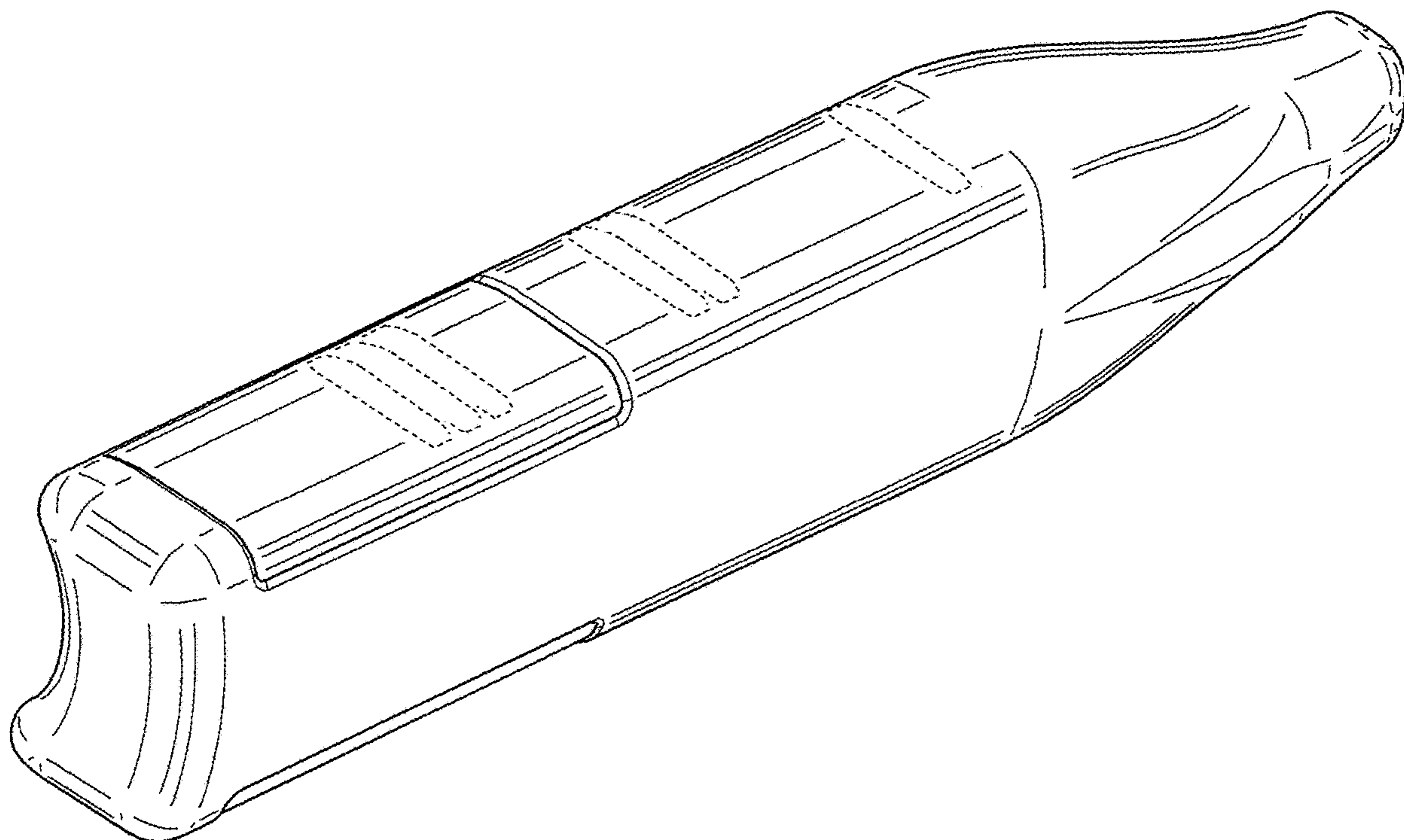
(57) **CLAIM**

The ornamental design for a tapered bite block, as shown and described.

**DESCRIPTION**

FIG. 1 is a top, front, left end, perspective view of a tapered bite block in accordance with my design;  
FIG. 2 is a top, rear, right end, perspective view thereof.  
FIG. 3 is a front elevation view thereof.  
FIG. 4 is a top plan view thereof.  
FIG. 5 is a bottom plan view thereof.  
FIG. 6 is an enlarged right end elevation view thereof; and,  
FIG. 7 is an enlarged left end elevation view thereof.  
The broken lines illustrate portions of the tapered bite block which form no part of the claimed design.

**1 Claim, 7 Drawing Sheets**



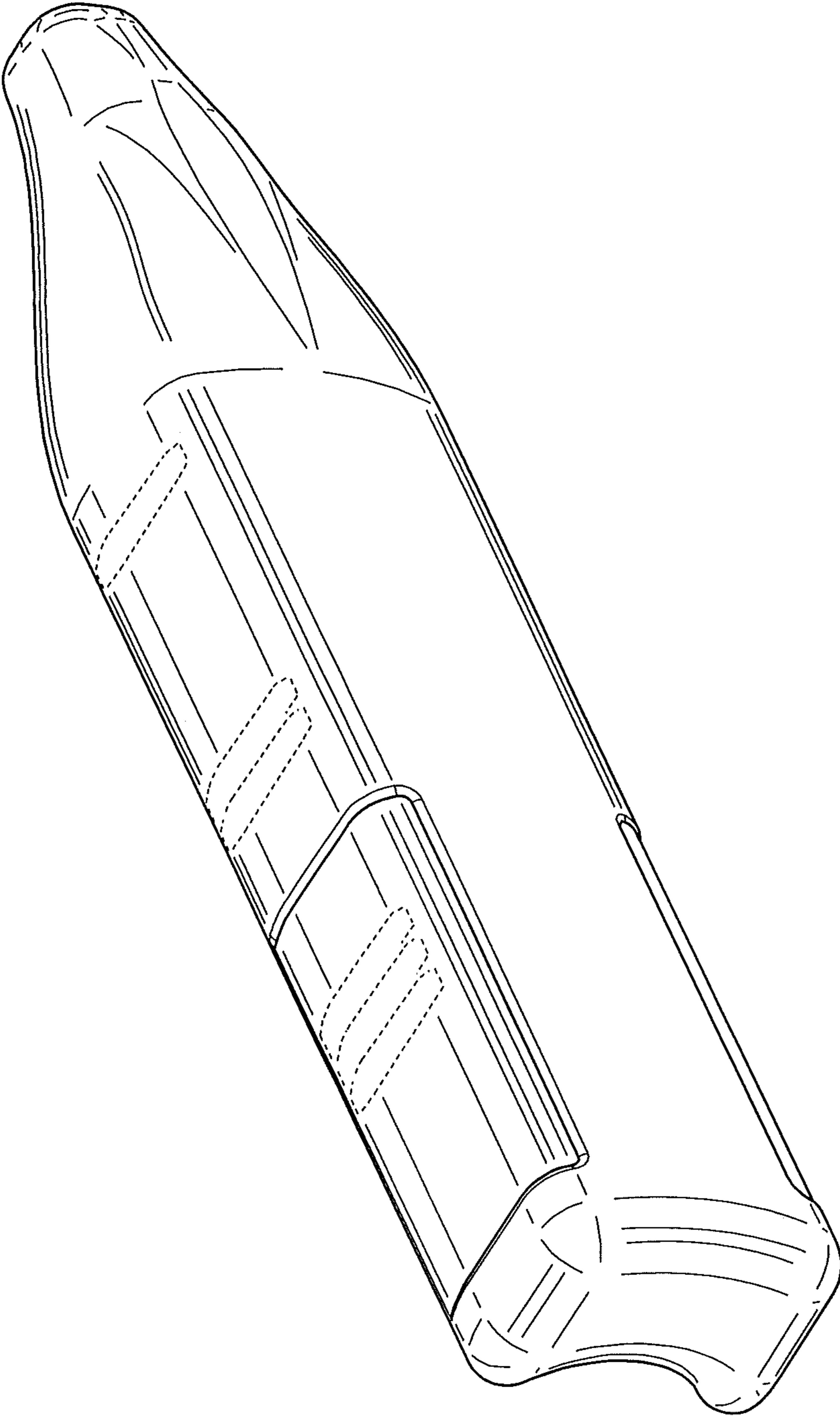
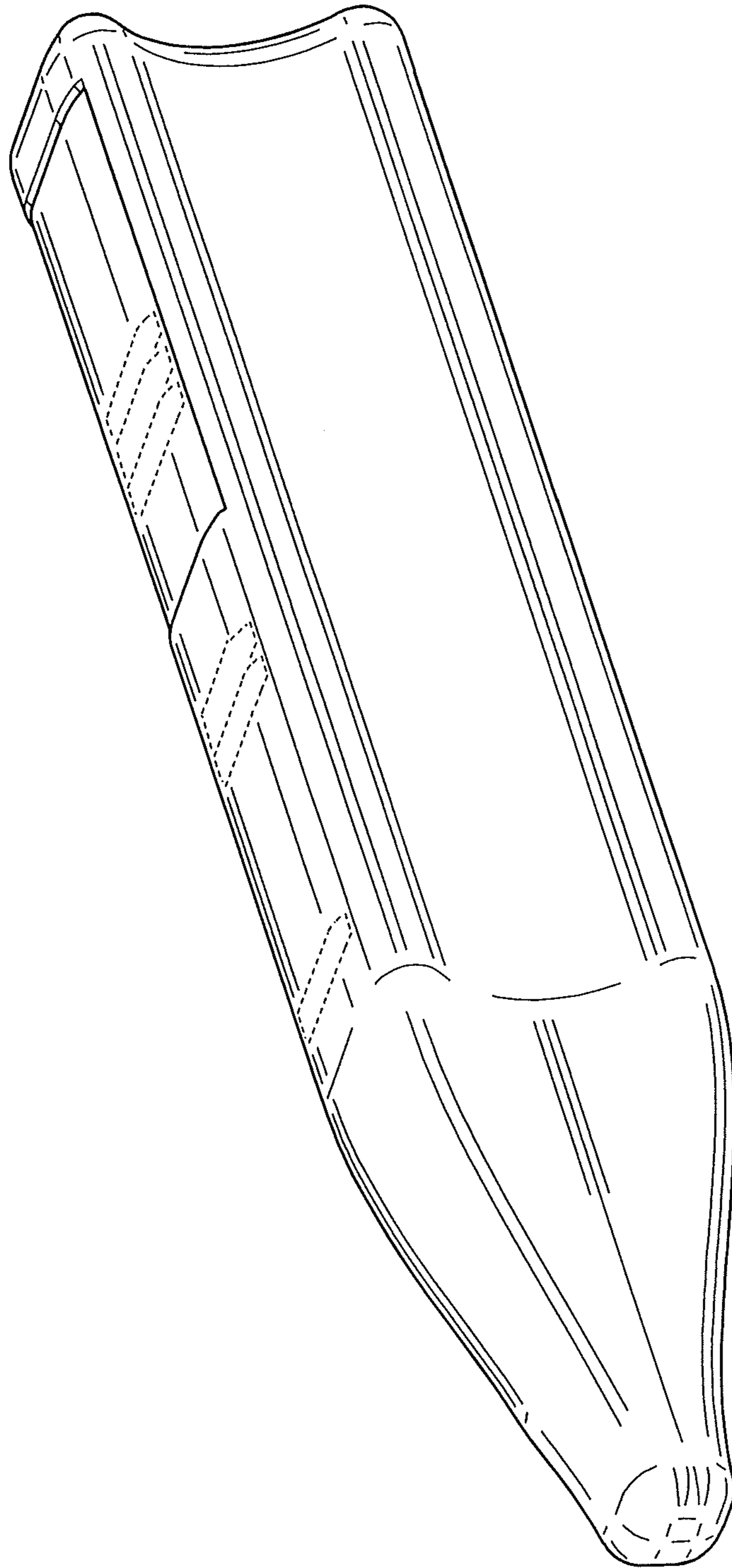



Figure 1



**Figure 2**



*Figure 3*

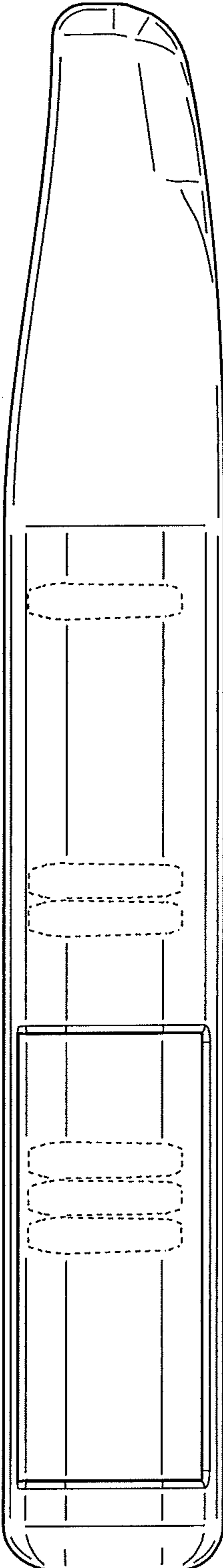


Figure 4

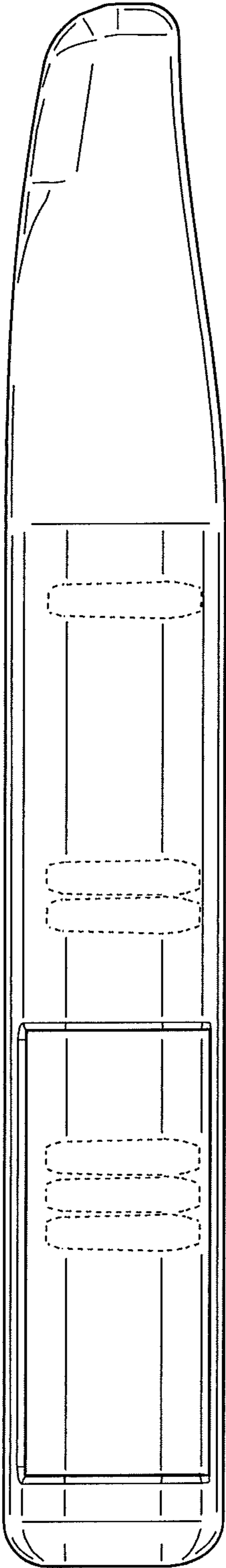
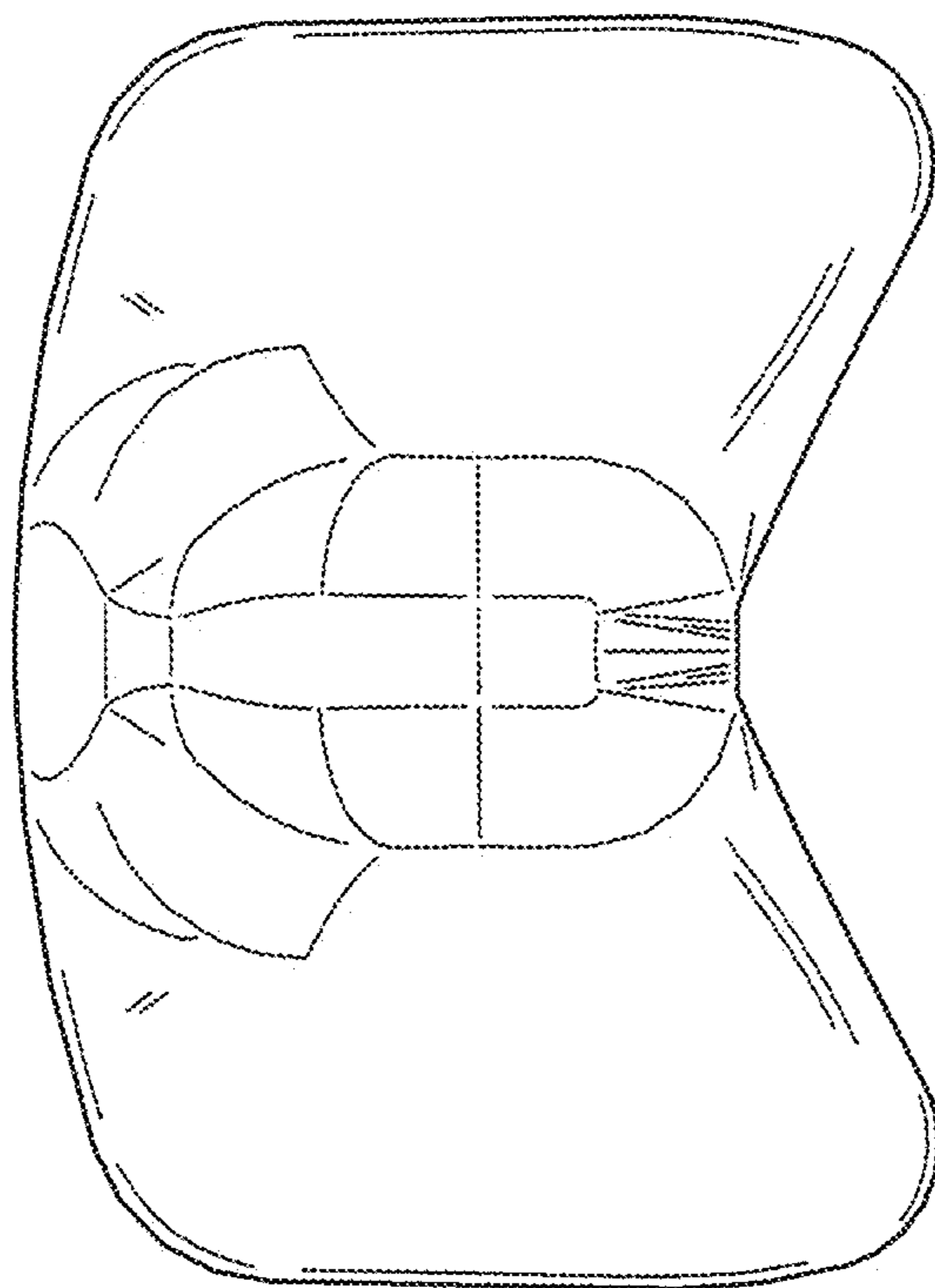
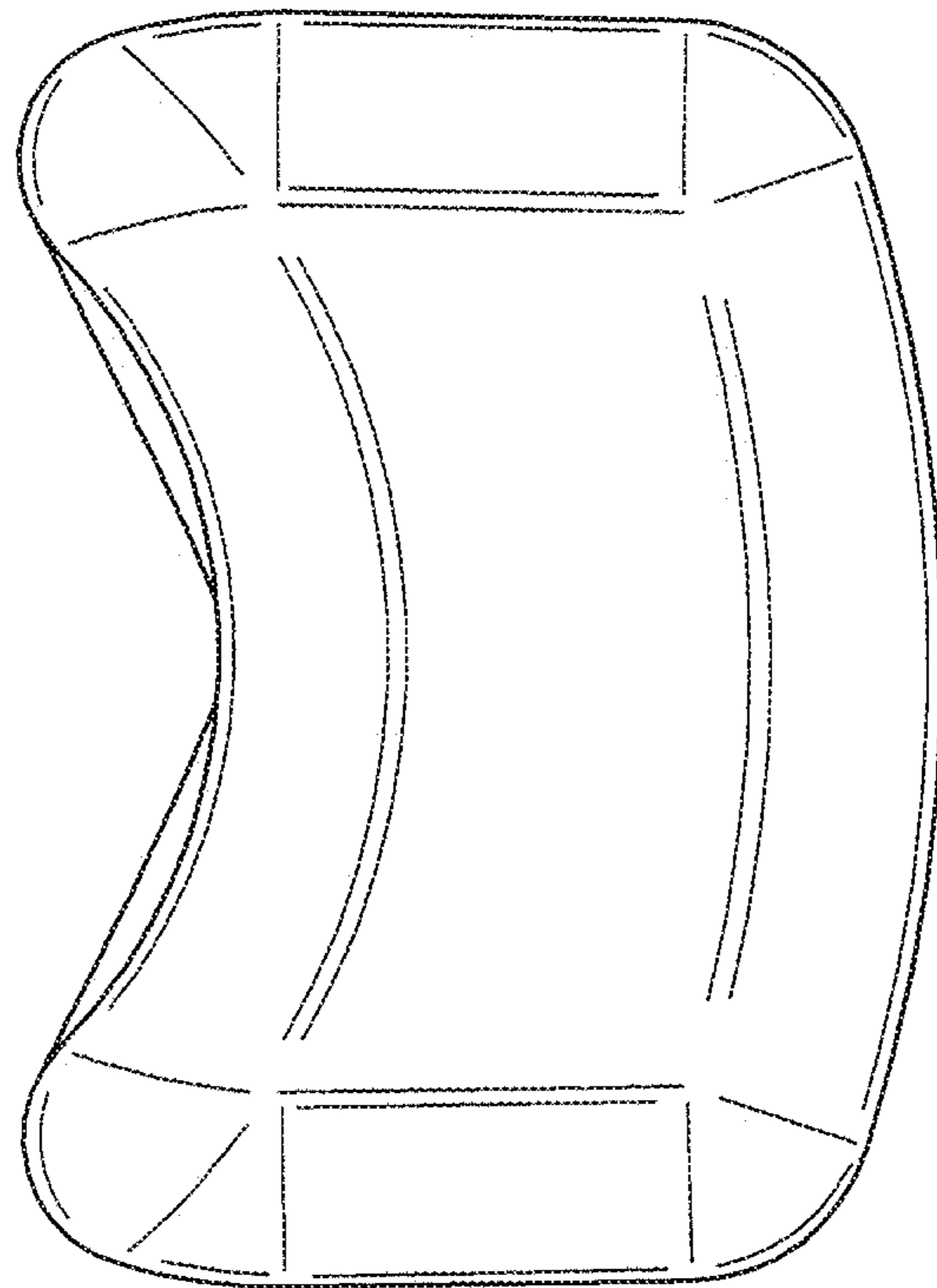


Figure 5





*Figure 6*



*Figure 7*