

US00D883490S

(12) **United States Design Patent**  
**Billard**

(10) **Patent No.:** **US D883,490 S**

(45) **Date of Patent:** **\*\* May 5, 2020**

(54) **EYE TESTING APPARATUS**

(71) Applicant: **ACEP FRANCE**, Paris (FR)

(72) Inventor: **Armand Billard**, Rueil Malmaison (FR)

(73) Assignee: **ACEP FRANCE**, Paris (FR)

(\*\*) Term: **15 Years**

(21) Appl. No.: **29/614,896**

(22) Filed: **Aug. 24, 2017**

(30) **Foreign Application Priority Data**

Feb. 24, 2017 (EM) ..... 003764828

(51) **LOC (12) Cl.** ..... **24-02**

(52) **U.S. Cl.**

USPC ..... **D24/172**

(58) **Field of Classification Search**

USPC ..... D24/172, 184, 120, 115, 150, 231, 108;  
D14/299; D10/64

CPC ..... A61B 3/085; A61B 3/04; A61B 3/032;  
A61B 3/028; A61B 3/02; A61B 3/00

See application file for complete search history.

(56) **References Cited**

U.S. PATENT DOCUMENTS

1,874,986 A \* 8/1932 Harker ..... A61B 3/00  
351/244

2,406,596 A \* 8/1946 Ellis ..... A61B 3/02  
351/233

2,478,662 A \* 8/1949 Long ..... A61B 3/02  
351/243

2,481,582 A \* 9/1949 Ellis ..... A61B 3/032  
351/201

2,715,852 A \* 8/1955 Ellis ..... A61B 3/028  
351/201

2,798,408 A \* 7/1957 Ellis ..... A61B 3/032  
351/159.58

D182,348 S \* 3/1958 Allen ..... D24/150

3,416,856 A \* 12/1968 Humphriss ..... A61B 3/04  
351/222

4,903,706 A \* 2/1990 Vila-Cora ..... A61B 3/085  
351/209

D645,967 S \* 9/2011 Sharps ..... D24/184

D685,480 S \* 7/2013 Husain ..... D24/172

D728,797 S \* 5/2015 Zhang ..... D24/172

D734,470 S \* 7/2015 Zhang ..... D24/172

D734,471 S \* 7/2015 Pollanen ..... D24/172

\* cited by examiner

*Primary Examiner* — Rhea Shields  
(74) *Attorney, Agent, or Firm* — Maier & Maier, PLLC

(57) **CLAIM**

The ornamental design for an eye testing apparatus, as shown and described.

**DESCRIPTION**

FIG. 1 is a left perspective view of an eye testing apparatus, showing the design;

FIG. 2 is a right perspective view thereof;

FIG. 3 is a front view thereof;


FIG. 4 is a right view thereof;

FIG. 5 is a left view thereof; and,

FIG. 6 is a rear view thereof.

In the drawings, the broken lines are for the purpose of illustrating environment only and form no part of the claimed design.

**1 Claim, 6 Drawing Sheets**






Fig. 1




Fig. 2






Fig. 3

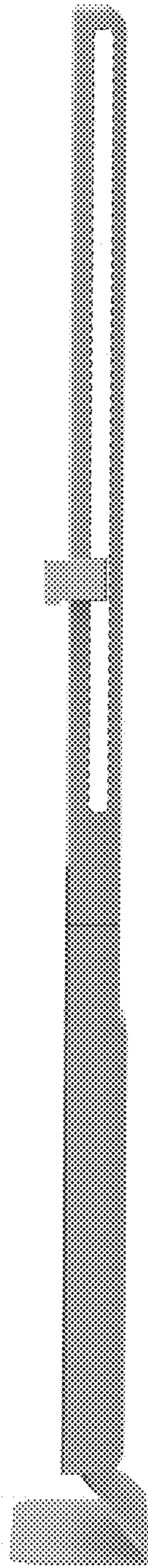


Fig. 4




Fig. 5

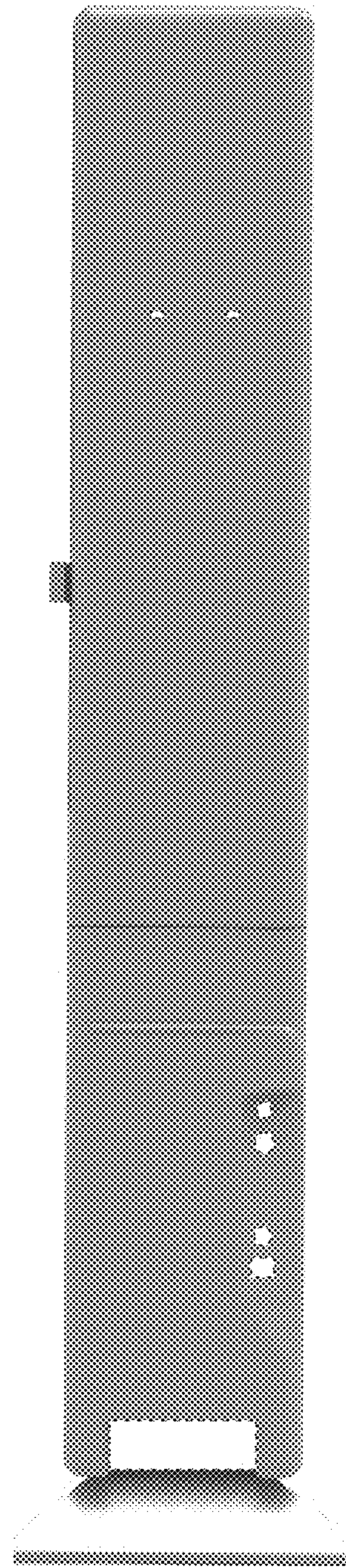


Fig. 6