



US00D883482S

(12) **United States Design Patent**
Majors et al.

(10) **Patent No.:** **US D883,482 S**

(45) **Date of Patent:** **** May 5, 2020**

(54) **STAPLE HOLDER AND STAPLE ASSEMBLY**

(71) Applicant: **Biedermann Technologies GmbH & Co. KG**, Donaueschingen (DE)

(72) Inventors: **Benjamin Majors**, Englewood, CO (US); **Achim Zipse**, Baden-Baden (DE); **Gael Dreher**, Karlsruhe (DE)

(73) Assignee: **Biedermann Technologies GmbH & Co. KG**, Donaueschingen (DE)

(**) Term: **15 Years**

(21) Appl. No.: **29/694,809**

(22) Filed: **Jun. 13, 2019**

Related U.S. Application Data

(63) Continuation of application No. 29/669,502, filed on Nov. 8, 2018, which is a continuation of application No. 29/599,017, filed on Mar. 30, 2017, now Pat. No. Des. 834,191.

(51) **LOC (12) Cl.** **24-02**

(52) **U.S. Cl.**
USPC **D24/145**

(58) **Field of Classification Search**
USPC D24/145, 127-131, 112, 186; 248/121, 248/125.1, 124.1, 129; D8/71; 81/44
CPC A61B 17/0642; A61B 17/0682; A61B 2017/0645; A61B 2017/00867
See application file for complete search history.

(56) **References Cited**

U.S. PATENT DOCUMENTS

4,354,628	A	10/1982	Green	
D277,785	S *	2/1985	Green	D24/143
D280,550	S	9/1985	Pratt et al.	
D285,919	S *	9/1986	Sherrill	D13/131

D289,253	S	4/1987	Super	
D292,480	S	10/1987	Smirne	
D293,648	S	1/1988	Smirne	
D298,212	S *	10/1988	Gross	D15/9.1
D300,160	S *	3/1989	Johnson	D2/642
D305,056	S *	12/1989	Ricks	D21/793
4,966,056	A	10/1990	Miller	
D360,450	S *	7/1995	Louden	D21/793
D401,486	S *	11/1998	Becker	D8/19
5,957,007	A	9/1999	Righini	
D420,261	S *	2/2000	Carter, Jr.	D8/14
D426,443	S	6/2000	Lai	
D438,436	S	3/2001	Carter, Jr.	
6,520,050	B1	2/2003	Gildroy	
8,858,146	B1 *	10/2014	Derrig	H02G 3/32 411/457
D771,811	S	11/2016	Reyhan et al.	
D775,336	S *	12/2016	Shelton, IV	D24/145
D817,743	S *	5/2018	VanDeusen	D8/354
D834,191	S	11/2018	Majors et al.	
10,144,121	B2 *	12/2018	Sook	B25C 3/008
2008/0065153	A1 *	3/2008	Allard	A61B 17/064 606/219

* cited by examiner

Primary Examiner — David G Muller

(74) *Attorney, Agent, or Firm* — Gordon & Jacobson, P.C.

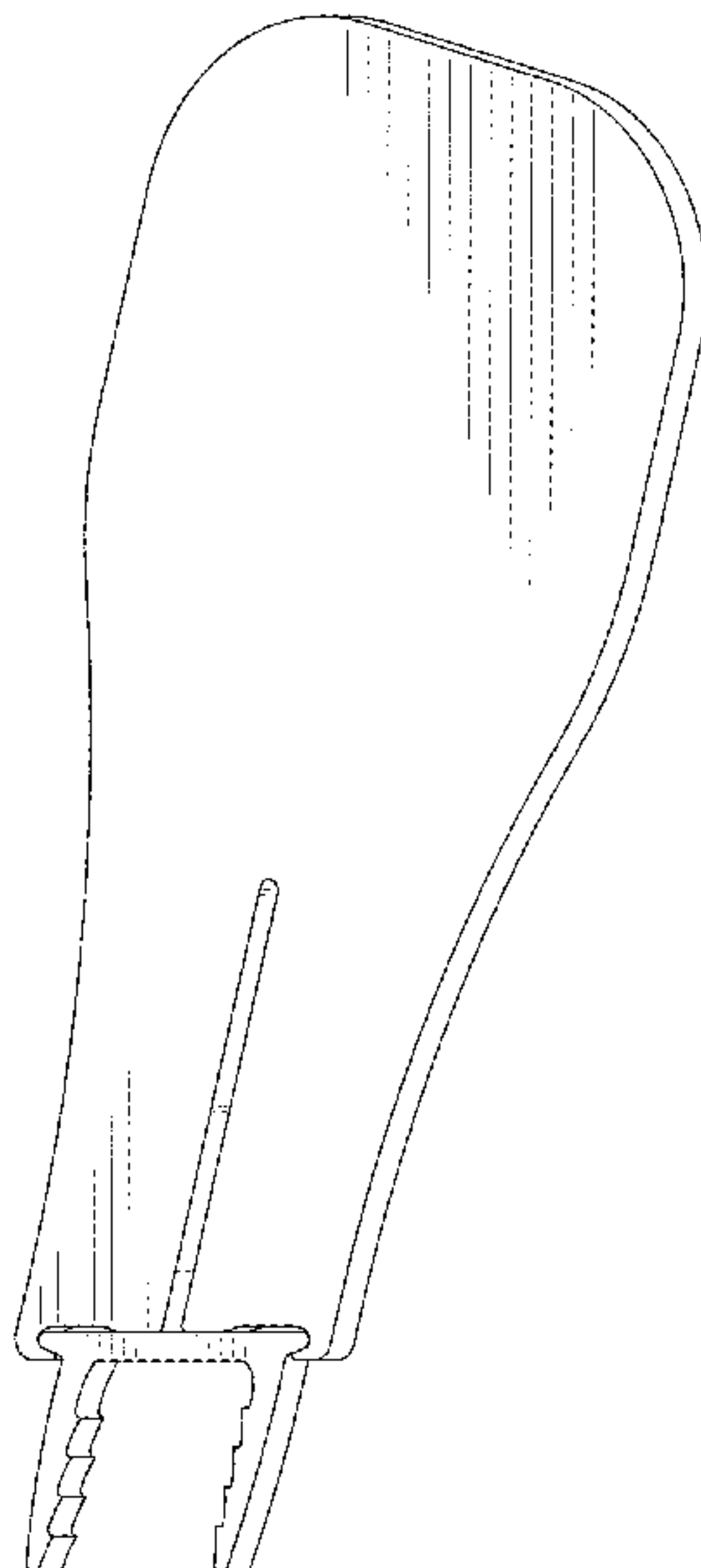
(57) **CLAIM**

The ornamental design for a staple holder and staple assembly, as shown and described.

DESCRIPTION

FIG. 1 is a front perspective view of the staple holder and staple assembly comprising the new design; FIG. 2 is a front elevational view of the design of FIG. 1; FIG. 3 is a left elevational view of the design of FIG. 1; FIG. 4 is a right elevational view of the design of FIG. 1; FIG. 5 is a top view of the design of FIG. 1; and, FIG. 6 is a bottom view of the design of FIG. 1.

1 Claim, 3 Drawing Sheets



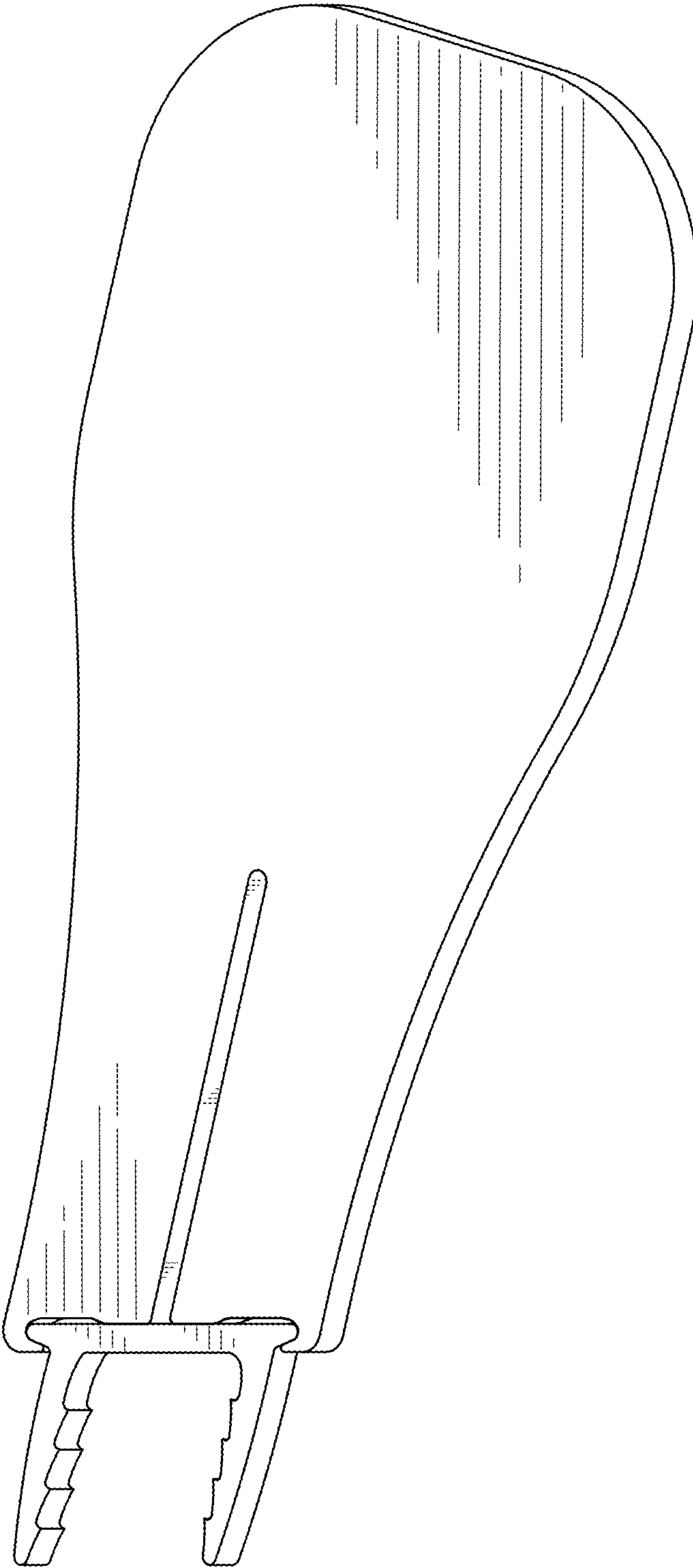


FIG. 1

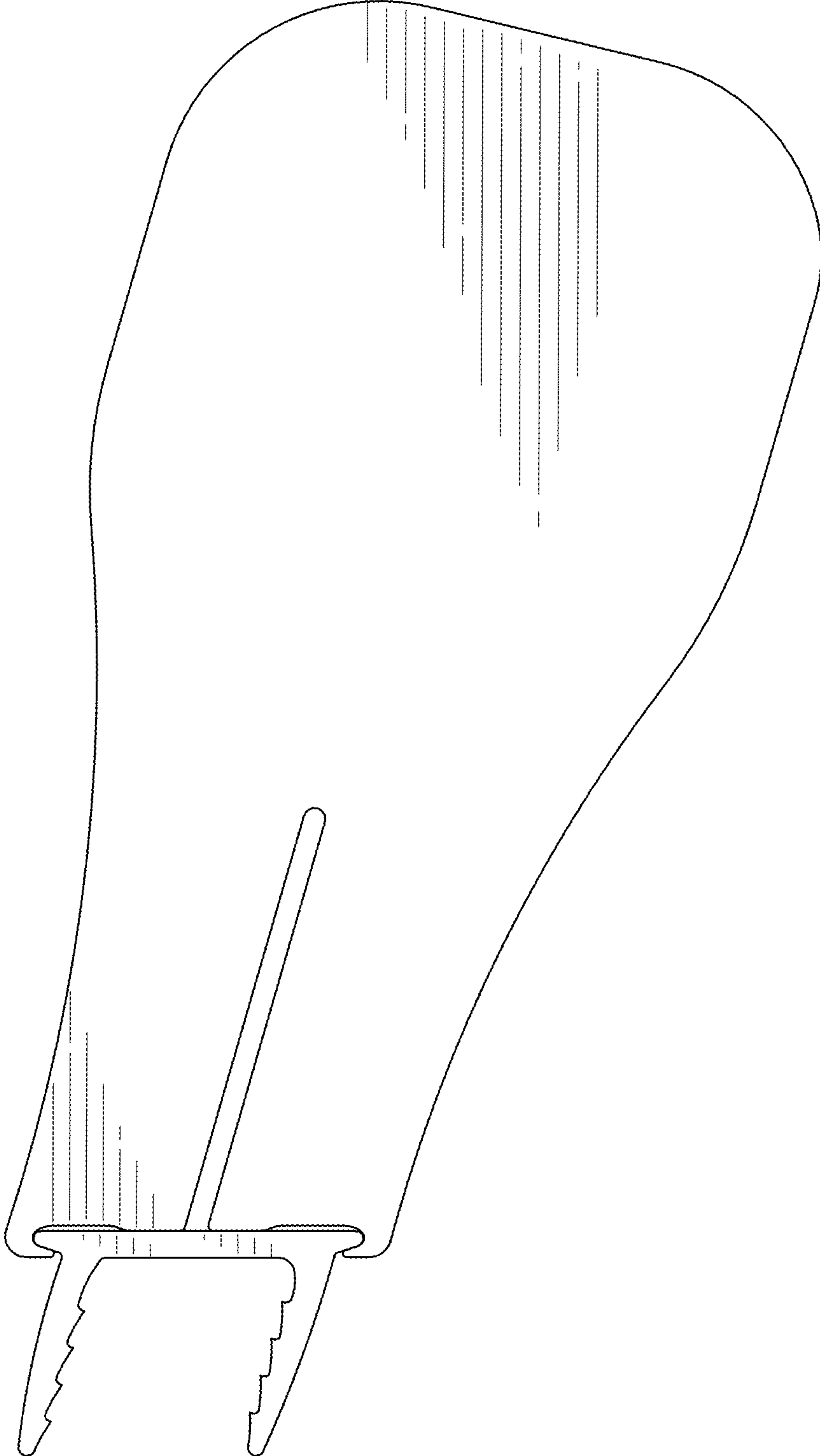


FIG. 2



FIG. 3



FIG. 4



FIG. 5



FIG. 6