



US00D883463S

(12) **United States Design Patent**  
**Davis, II et al.**

(10) **Patent No.:** **US D883,463 S**  
(45) **Date of Patent:** **\*\* May 5, 2020**

(54) **DIFFUSER**

- (71) Applicant: **Young Living Essential Oils, LC**,  
Lehi, UT (US)
- (72) Inventors: **James T. Davis, II**, Springville, UT  
(US); **Kevin Farnsworth**, Lehi, UT  
(US); **Michael Andersen**, Lehi, UT  
(US); **Ian Redcay**, Lehi, UT (US)
- (73) Assignee: **YOUNG LIVING ESSENTIAL OILS,**  
**LC**, Lehi, UT (US)

(\*\*) Term: **15 Years**

(21) Appl. No.: **29/641,577**

(22) Filed: **Mar. 22, 2018**

(51) **LOC (12) Cl.** ..... **23-04**

(52) **U.S. Cl.**  
USPC ..... **D23/366**

(58) **Field of Classification Search**  
USPC ..... D23/208, 355–369; D14/209.1, 212–213  
CPC ..... A61L 9/02; A61L 9/03; A61L 9/12; A61L  
9/035; A61L 9/125  
See application file for complete search history.

(56) **References Cited**

**U.S. PATENT DOCUMENTS**

D316,759 S *	5/1991	Choi	.....	D26/87
D445,939 S *	7/2001	Pan	.....	D26/68
D448,466 S *	9/2001	Zaragoza	.....	D23/366
D478,683 S *	8/2003	Kuelbs	.....	D26/72

**OTHER PUBLICATIONS**

Alibaba.com, White garden decoration wedding candle moroccan lantern, undated online product page retrieved Sep. 4, 2019 from <URL:https://www.alibaba.com/product-detail/White-garden-decoration-wedding-candle-moroccan\_1806823936.html> (Year: 2019).\*

Aliexpress.com, morocan candlestick decorative retro iron wind candle holder, undated online product page retrieved Sep. 4, 2019 from <URL:https://www.aliexpress.com/item/32947554174.html> (Year: 2019).\*

\* cited by examiner

*Primary Examiner* — Sheryl Lane

*Assistant Examiner* — Calvin E Vansant

(74) *Attorney, Agent, or Firm* — Kunzler Bean & Adamson, PC


(57) **CLAIM**

The ornamental design for a diffuser, as shown and described.

**DESCRIPTION**

FIG. 1 is a perspective view of a diffuser; FIG. 2 is a front view of the diffuser; FIG. 3 is a rear view of the diffuser; FIG. 4 is a side view of the diffuser; FIG. 5 is a top view of the diffuser; and, FIG. 6 is a bottom view of the diffuser. The dash type broken lines in the Figures are for the purpose of illustrating unclaimed portions of the diffuser and form no part of the claimed design.

**1 Claim, 6 Drawing Sheets**






FIGURE 1




FIGURE 2






FIGURE 3

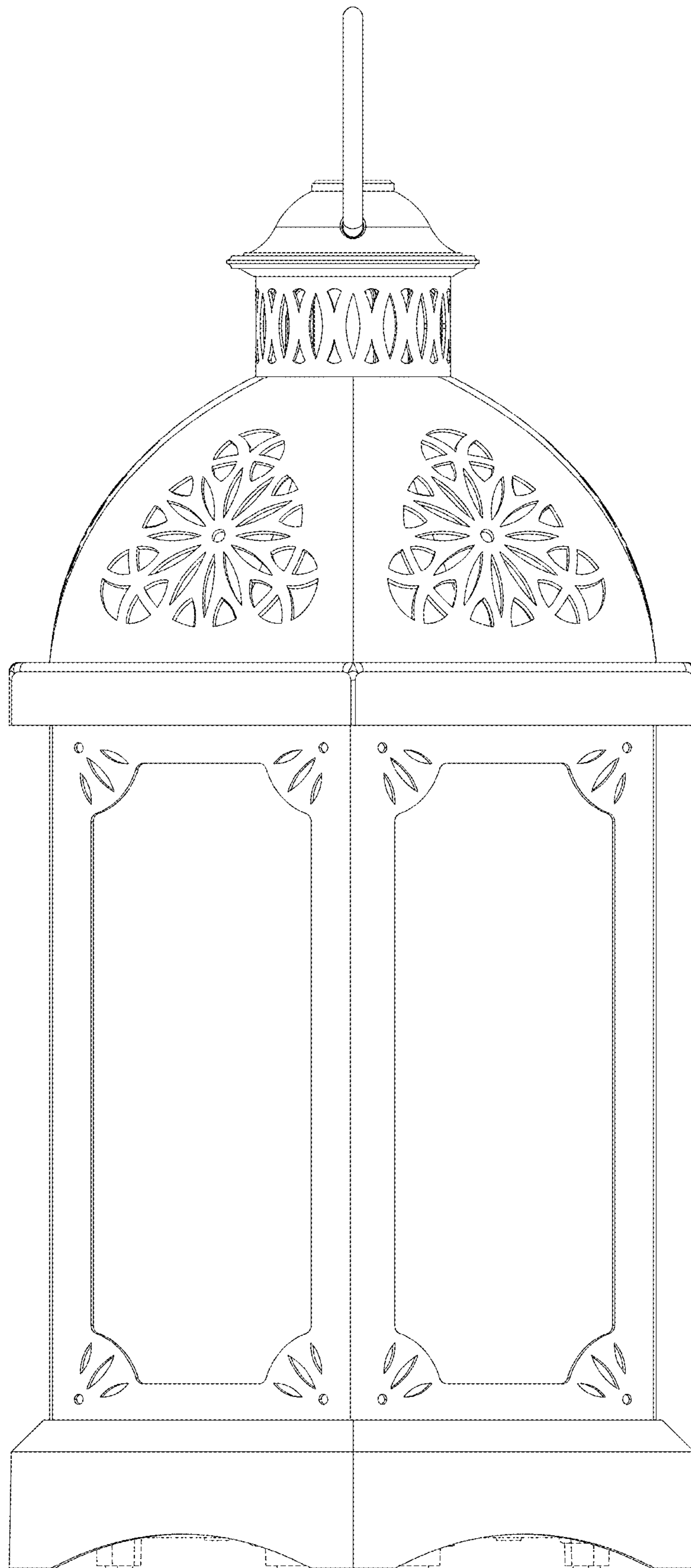


FIGURE 4




FIGURE 5



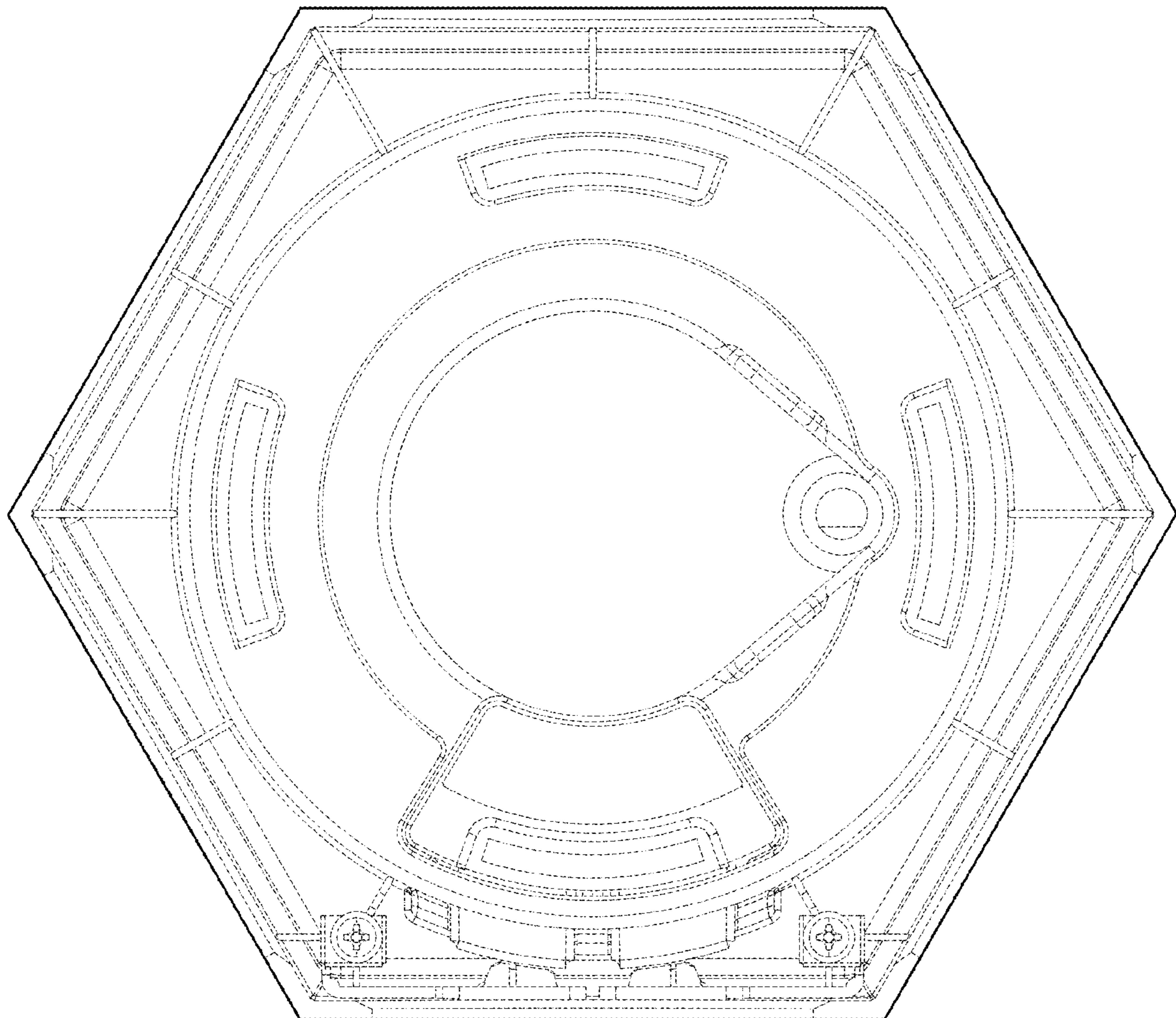


FIGURE 6