



US00D883452S

(12) **United States Design Patent**  
**Belozerova et al.**

(10) **Patent No.:** **US D883,452 S**  
(45) **Date of Patent:** **\*\* May 5, 2020**

(54) **SINK**

(71) Applicant: **Zurn Industries, LLC**, Milwaukee, WI (US)

(72) Inventors: **Vladlena Belozerova**, Philadelphia, PA (US); **Thomas W. Murray**, Philadelphia, PA (US); **Christopher J. Murray**, Philadelphia, PA (US)

(73) Assignee: **ZURN INDUSTRIES, LLC**, Milwaukee, WI (US)

(\*\*) Term: **15 Years**

(21) Appl. No.: **29/621,499**

(22) Filed: **Oct. 9, 2017**

(51) **LOC (12) Cl.** ..... **23-02**

(52) **U.S. Cl.**  
USPC ..... **D23/290**

(58) **Field of Classification Search**  
USPC ..... D23/284, 293.1, 287-292, 303, 308;  
D9/425  
CPC ..... A47K 1/04; A47B 77/06; A47J 47/20  
See application file for complete search history.

(56) **References Cited**

**U.S. PATENT DOCUMENTS**

D396,271 S	*	7/1998	Garza	.....	D23/292
D434,124 S	*	11/2000	McKeone	.....	D23/284
D495,792 S		9/2004	Sutopo		
D598,990 S		8/2009	Duringer et al.		
D632,766 S	*	2/2011	Matsuura	.....	D23/284

(Continued)

**OTHER PUBLICATIONS**

Sundara™ Drift Handwashing System, Triple Basin [Jul. 22, 2019] found online [Jul. 22, 2019]—<https://www.bimobject.com/en/zurnindustries/product/zurn-z5003-03>.\*

*Primary Examiner* — Michael C Stout

*Assistant Examiner* — John A Voytek

(74) *Attorney, Agent, or Firm* — Michael Best & Friedrich LLP

(57) **CLAIM**

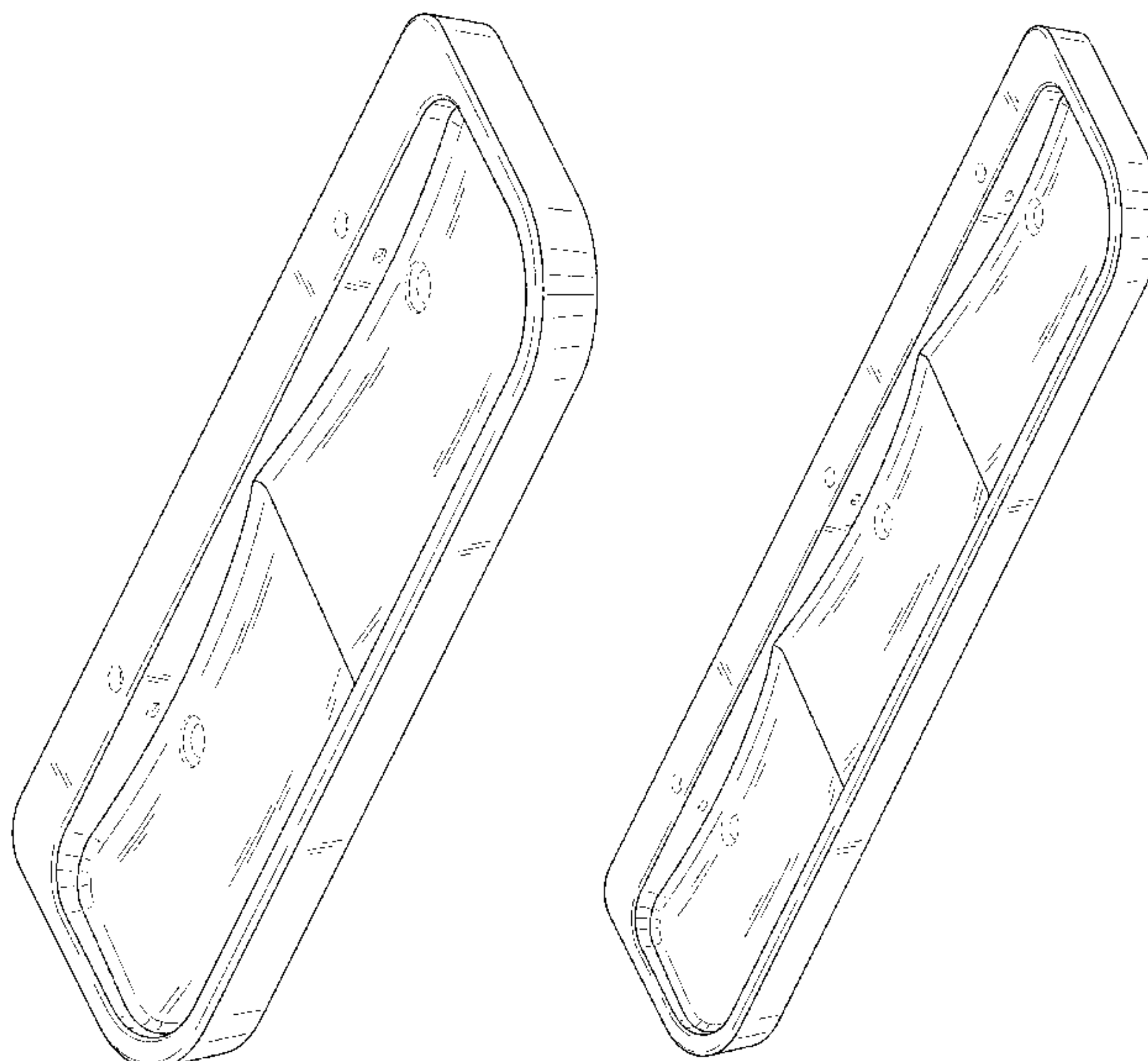
The ornamental design for a sink, as shown and described.

**DESCRIPTION**

FIG. 1 is a top, front, and right side perspective view of a sink in accordance with a first embodiment of the design in which the sink has two basins;  
 FIG. 2 is a top plan view of the sink of FIG. 1;  
 FIG. 3 is a front elevational view of the sink of FIG. 1;  
 FIG. 4 is a rear elevational view of the sink of FIG. 1;  
 FIG. 5 is a right side elevational view of the sink of FIG. 1;  
 FIG. 6 is a left side elevational view of the sink of FIG. 1;  
 FIG. 7 is a bottom plan view of the sink of FIG. 1;  
 FIG. 8 is a cross-sectional side view of the sink taken through line 8-8 of FIG. 2;  
 FIG. 9 is a top, front, and right side perspective view of a sink in accordance with a second embodiment of the design in which the sink has three basins;  
 FIG. 10 is a top plan view of the sink of FIG. 9;  
 FIG. 11 is a front elevational view of the sink of FIG. 9;  
 FIG. 12 is a rear elevational view of the sink of FIG. 9;  
 FIG. 13 is a right side elevational view of the sink of FIG. 9;  
 FIG. 14 is a left side elevational view of the sink of FIG. 9;  
 FIG. 15 is a bottom plan view of the sink of FIG. 9; and,  
 FIG. 16 is a cross-sectional side view of the sink taken through line 16-16 of FIG. 10.

The dash-dash broken lines are for the purpose of illustrating unclaimed subject matter only and form no part of the claimed design. The dash-dot broken lines are for the purpose of illustrating a non-edge boundary of the design.

**1 Claim, 10 Drawing Sheets**



(56)

**References Cited**

U.S. PATENT DOCUMENTS

D634,409 S \* 3/2011 Palomba ..... D23/284  
D634,410 S \* 3/2011 Palomba ..... D23/284  
D659,811 S \* 5/2012 Licini ..... D23/293.1  
D727,475 S \* 4/2015 Boeltl ..... D23/284  
D805,168 S \* 12/2017 Stevenson ..... D23/293.1  
D806,839 S \* 1/2018 Stevenson ..... D23/293.1  
D806,841 S \* 1/2018 Stevenson ..... D23/293.1  
D823,999 S \* 7/2018 Stevenson ..... D23/308  
D824,003 S \* 7/2018 Stevenson ..... D23/308

\* cited by examiner

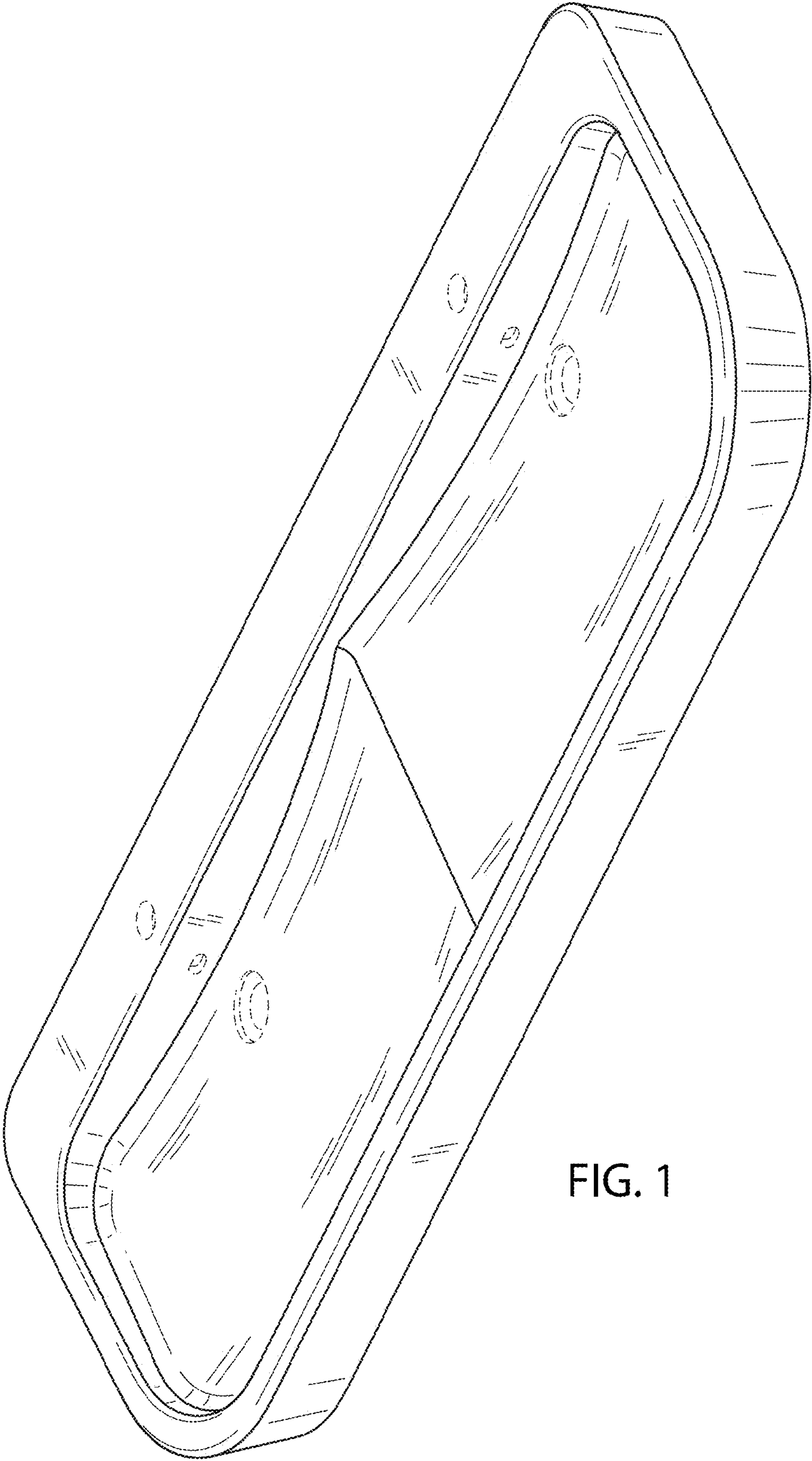


FIG. 1

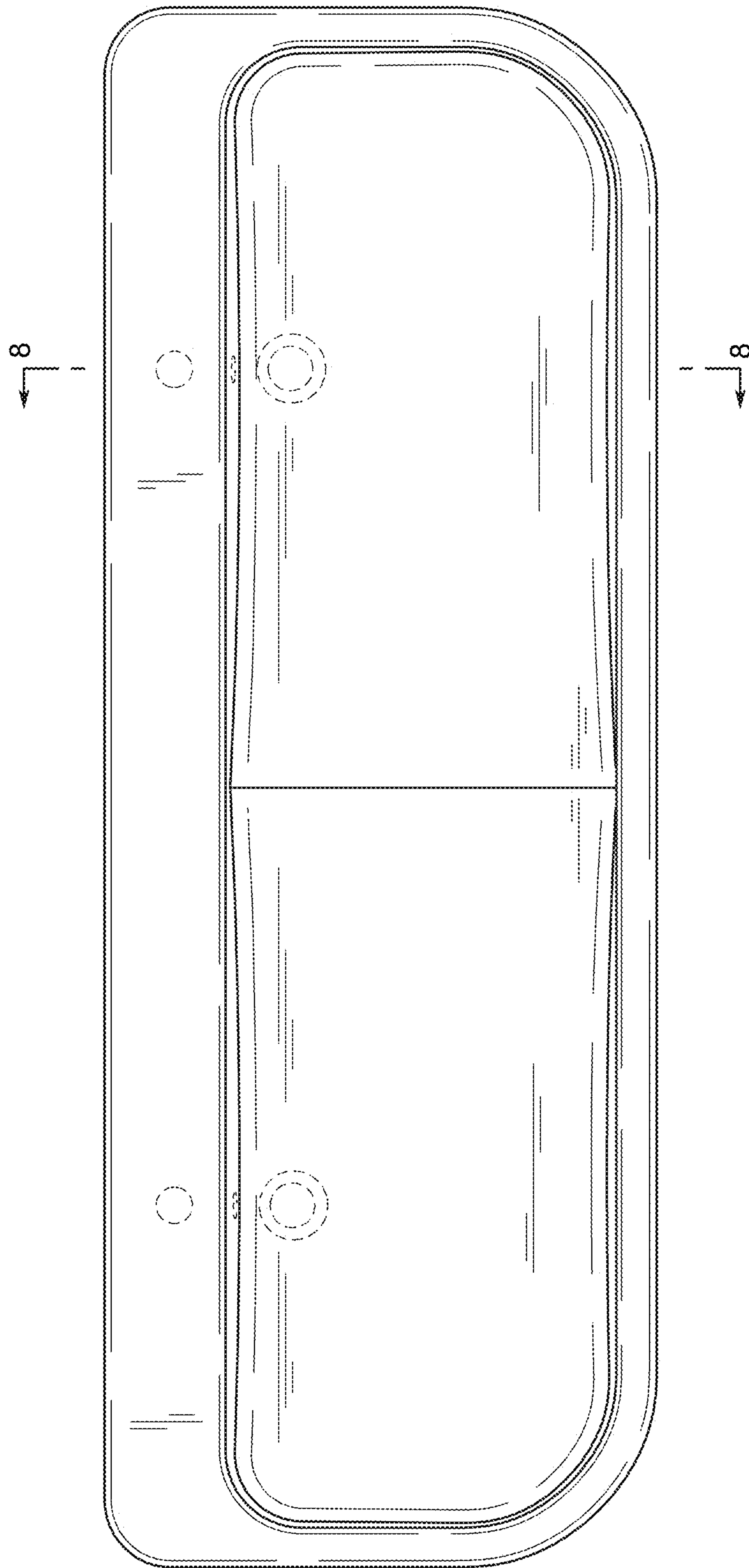


FIG. 2






FIG. 3

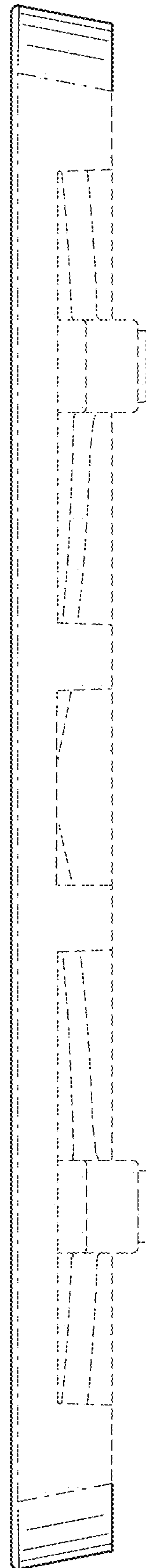


FIG. 4

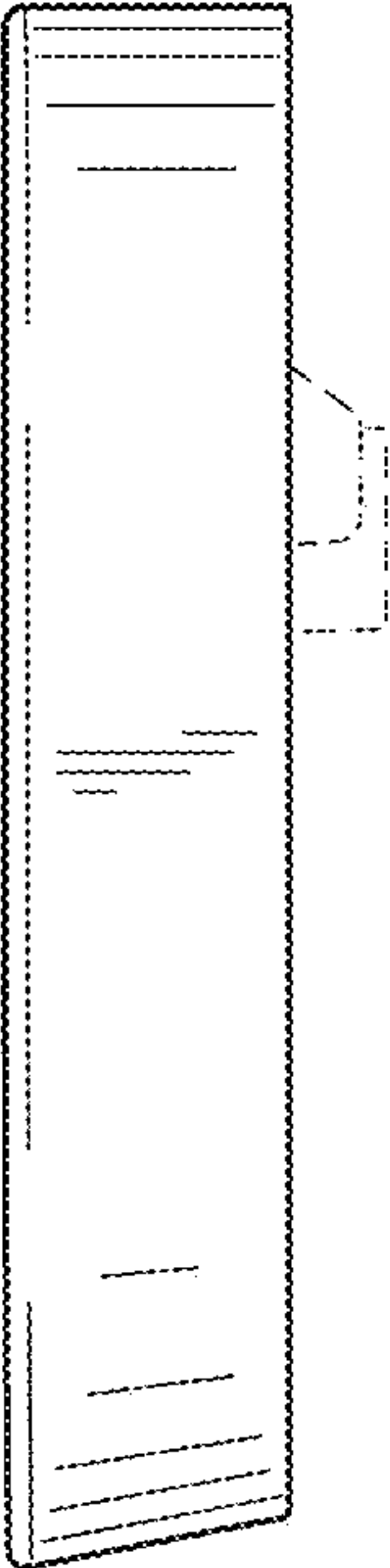


FIG. 5




FIG. 6




FIG. 7

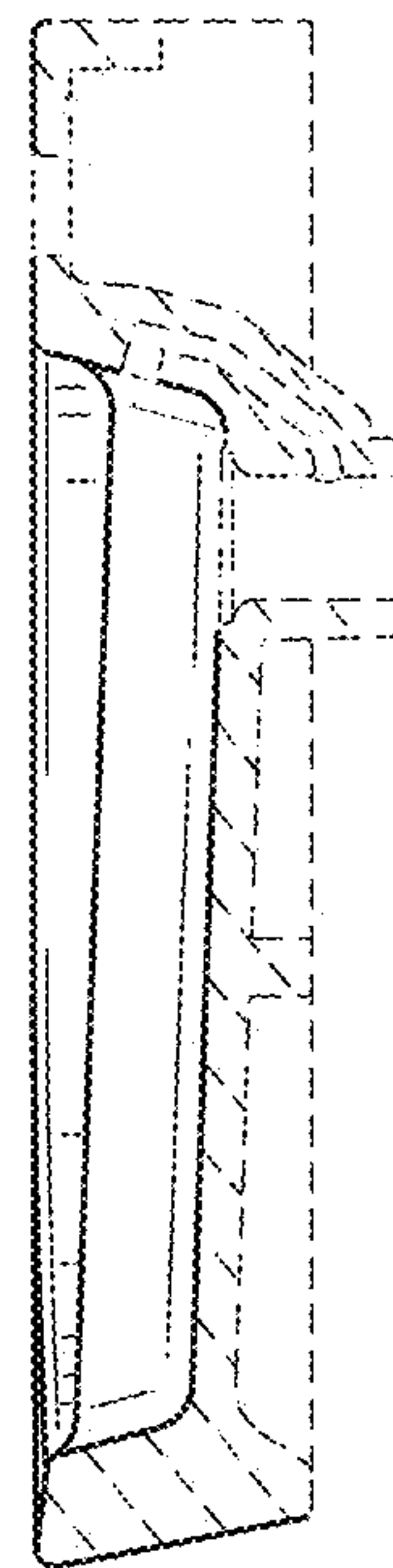


FIG. 8

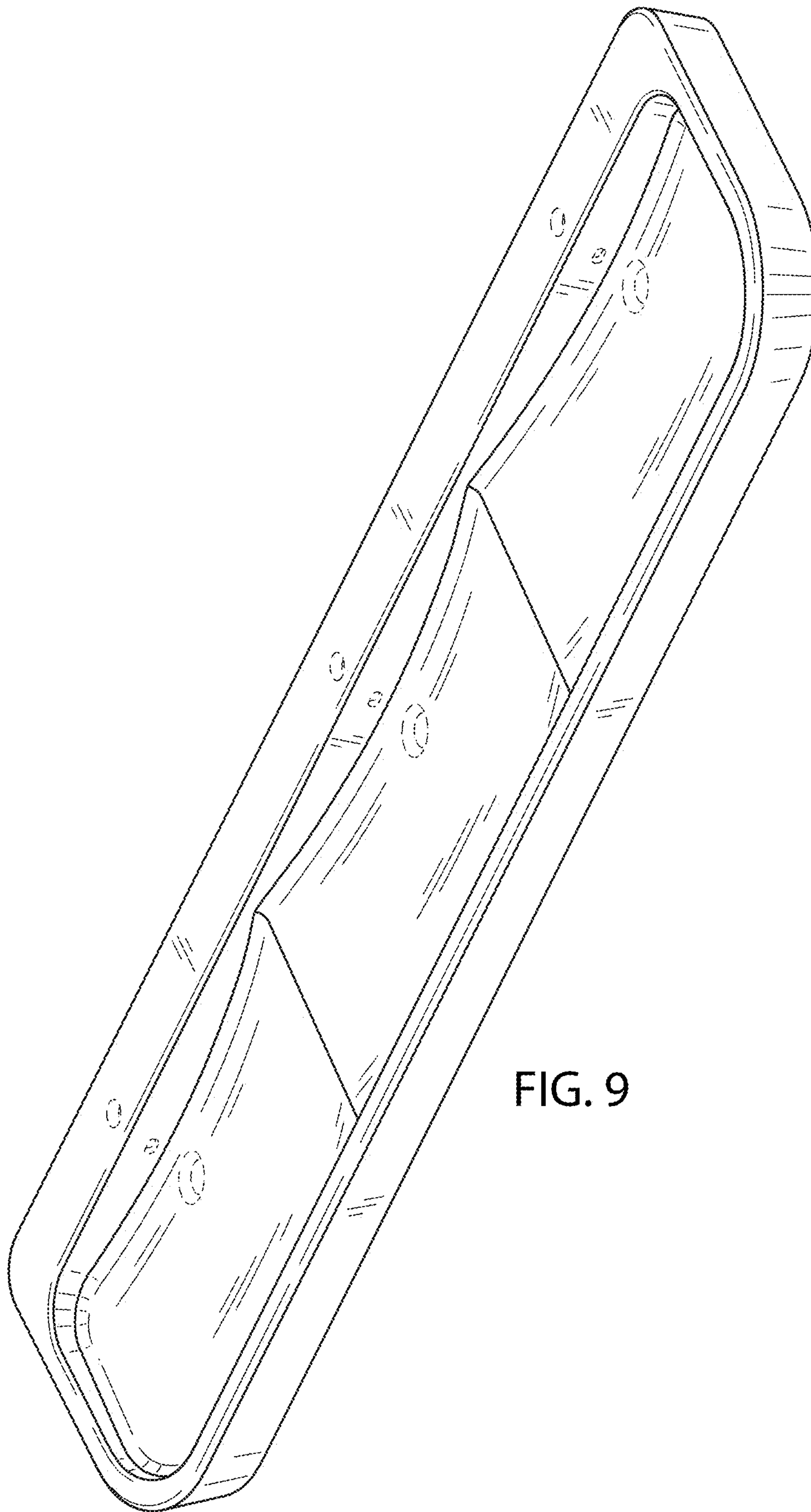


FIG. 9



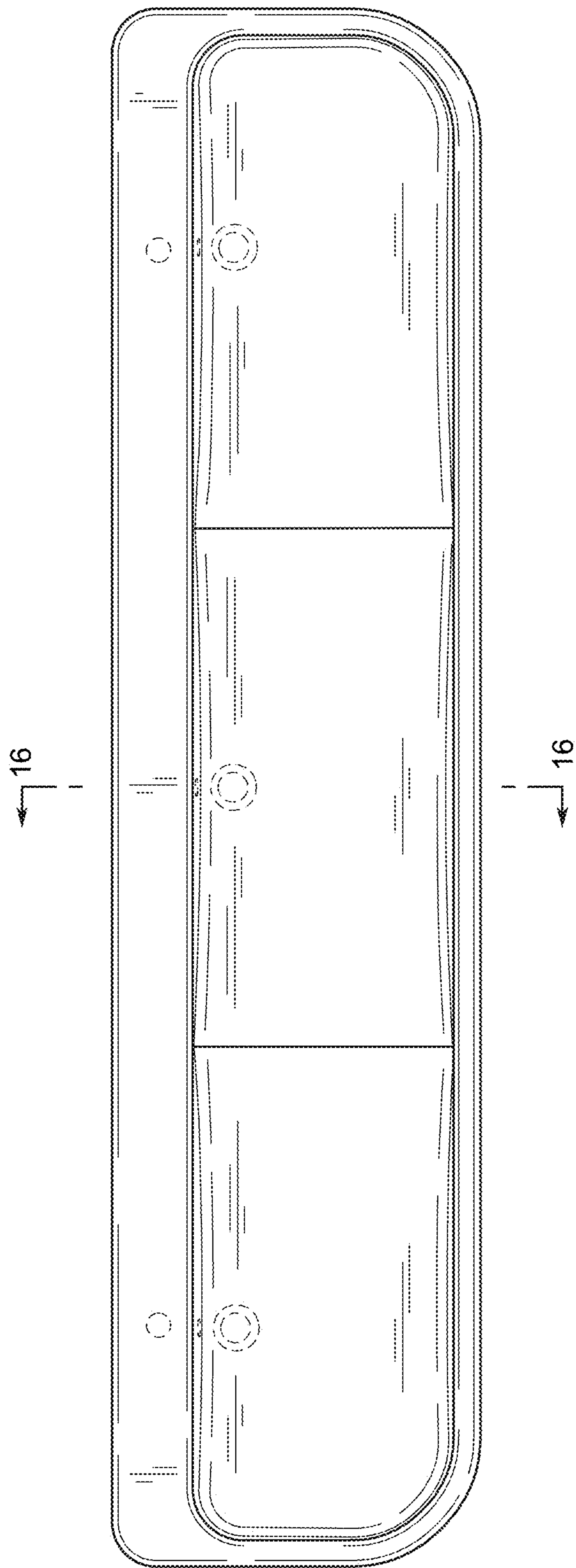


FIG. 10

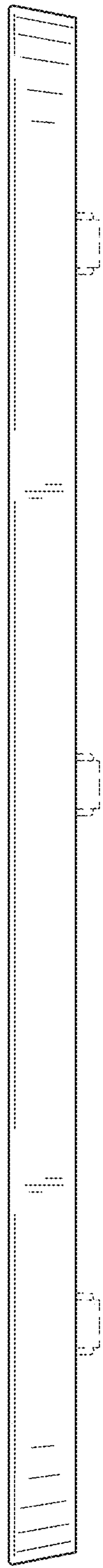


FIG. 11

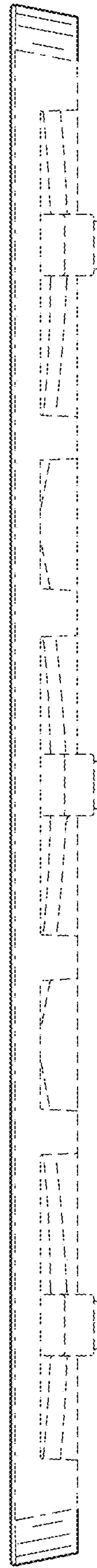


FIG. 12

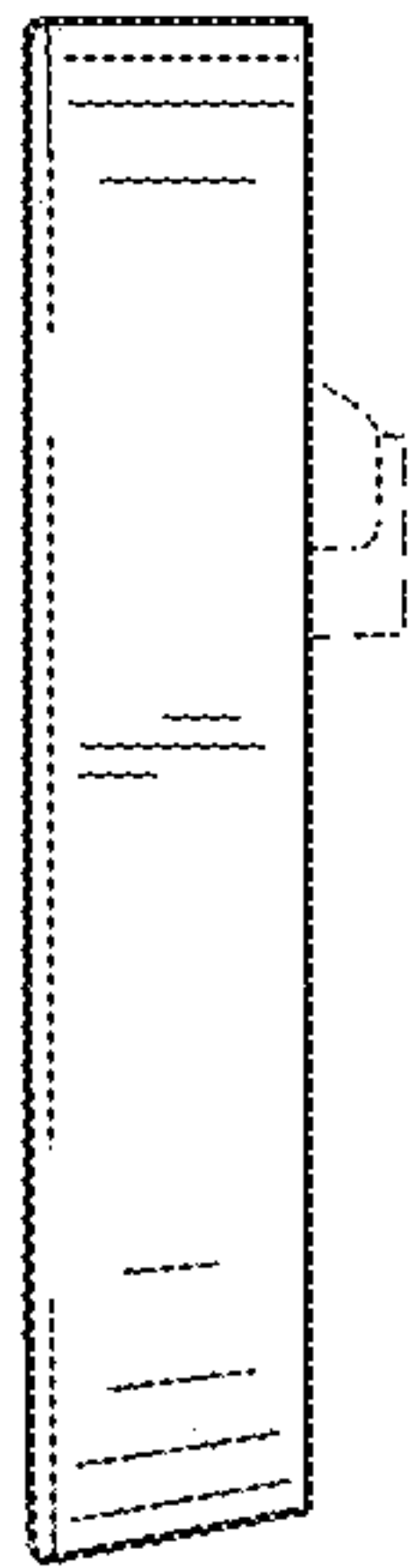


FIG. 13



FIG. 14

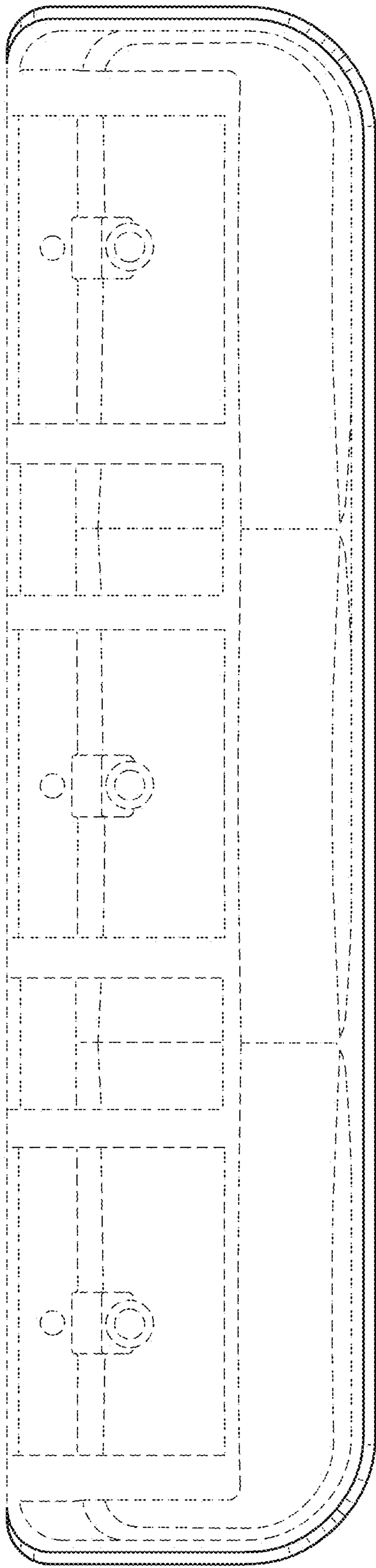


FIG. 15

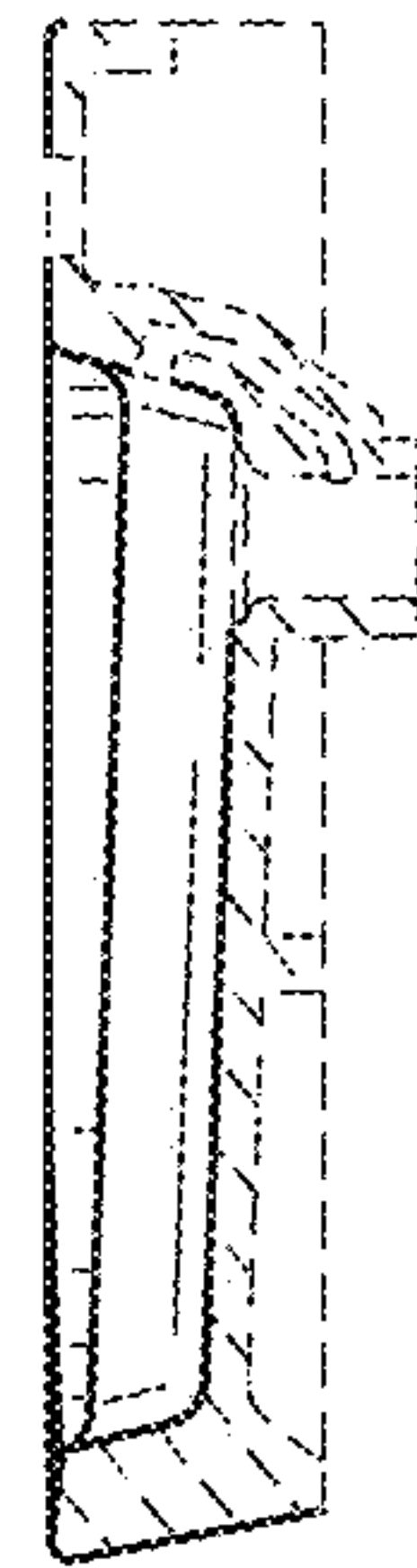


FIG. 16