



US00D883428S

(12) **United States Design Patent** (10) **Patent No.:** **US D883,428 S**
Zou (45) **Date of Patent:** **** May 5, 2020**

(54) **FILTER UNIT** D785,750 S * 5/2017 Huda D23/209
D822,155 S * 7/2018 Zou D23/209
(71) Applicant: **Qingdao Ecopure Filter Co., Ltd,** D835,752 S * 12/2018 Spiegel D23/209
Qingdao (CN) 2005/0161394 A1 * 7/2005 Fritze B01D 27/08
(72) Inventor: **Zhibin Zou,** Qingdao (CN) 210/435
2014/0238919 A1 * 8/2014 Shaffer B01D 35/153
210/232

(73) Assignee: **Qingdao Ecopure Filter Co., Ltd.,**
Jimo, Qingdao (CN)

(**) Term: **15 Years**

(21) Appl. No.: **29/641,502**

(22) Filed: **Mar. 22, 2018**

(51) **LOC (12) Cl.** **23-01**

(52) **U.S. Cl.**
USPC **D23/209**

(58) **Field of Classification Search**
USPC D23/200, 207, 209, 260, 261, 262;
D7/412, 414; D8/499; D32/35; 4/287,
4/295, 689; 210/223, 321.61, 512.1
CPC B01D 35/30; B01D 35/153; B01D 35/306;
B01D 2201/30; B01D 2201/29; B01D
24/10; B01D 36/02; B01D 29/035; B01D
29/0009; C02F 1/002; C02F 1/003
See application file for complete search history.

(56) **References Cited**

U.S. PATENT DOCUMENTS

D472,299 S * 3/2003 Fritze B01D 35/30
D23/209
D547,821 S * 7/2007 Kennedy D23/207
7,481,928 B2 * 1/2009 Fritze B01D 35/147
210/234
D750,739 S * 3/2016 Baird D23/209
D752,707 S * 3/2016 Huda D23/209
D770,011 S * 10/2016 Nelson D23/209
D773,608 S * 12/2016 Nelson D23/209

OTHER PUBLICATIONS

Ecopure Filter EFF-6025A reference [Aug. 9, 2019] found online—
<http://www.ecopurefilter.com/products/2/page/4.html>.*

* cited by examiner

Primary Examiner — Michael C Stout

Assistant Examiner — John A Voytek

(74) *Attorney, Agent, or Firm* — Muncy, Geissler, Olds &
Lowe, P.C.


(57) **CLAIM**

The ornamental design for a filter unit, as shown and
described.

DESCRIPTION

FIG. 1 is a Front elevational view of a filter unit showing my
new design;
FIG. 2 is a Rear elevational view thereof;
FIG. 3 is a Left side view thereof;
FIG. 4 is a Right side view thereof;
FIG. 5 is a Top plan view thereof;
FIG. 6 is a Bottom plan view thereof; and,
FIG. 7 is a Perspective views thereof.
The broken lines in the drawing depict portions of the filter
unit that form no part of the claimed design.

1 Claim, 7 Drawing Sheets






FIG. 1




FIG. 2




FIG. 3




FIG. 4

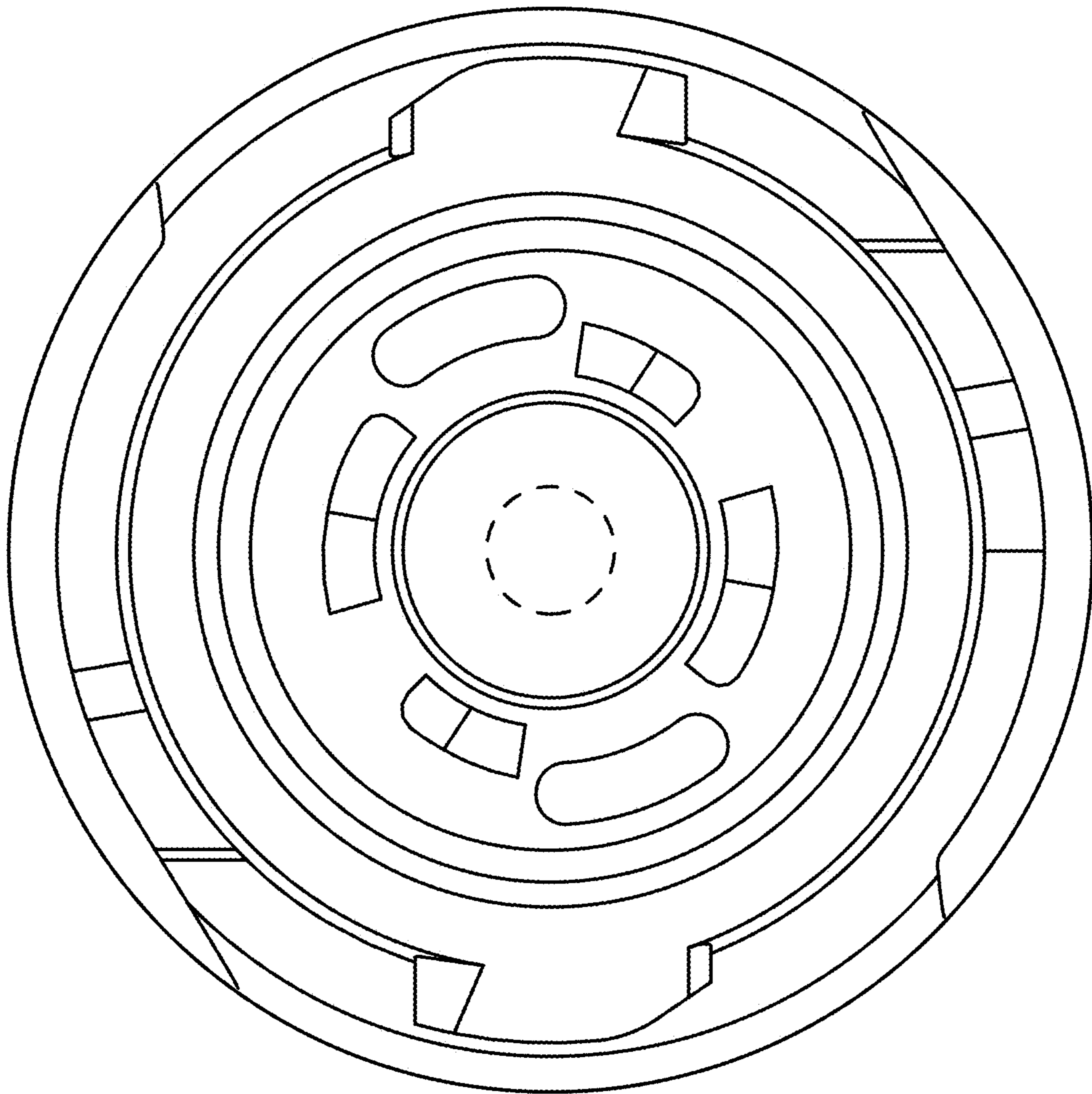


FIG. 5

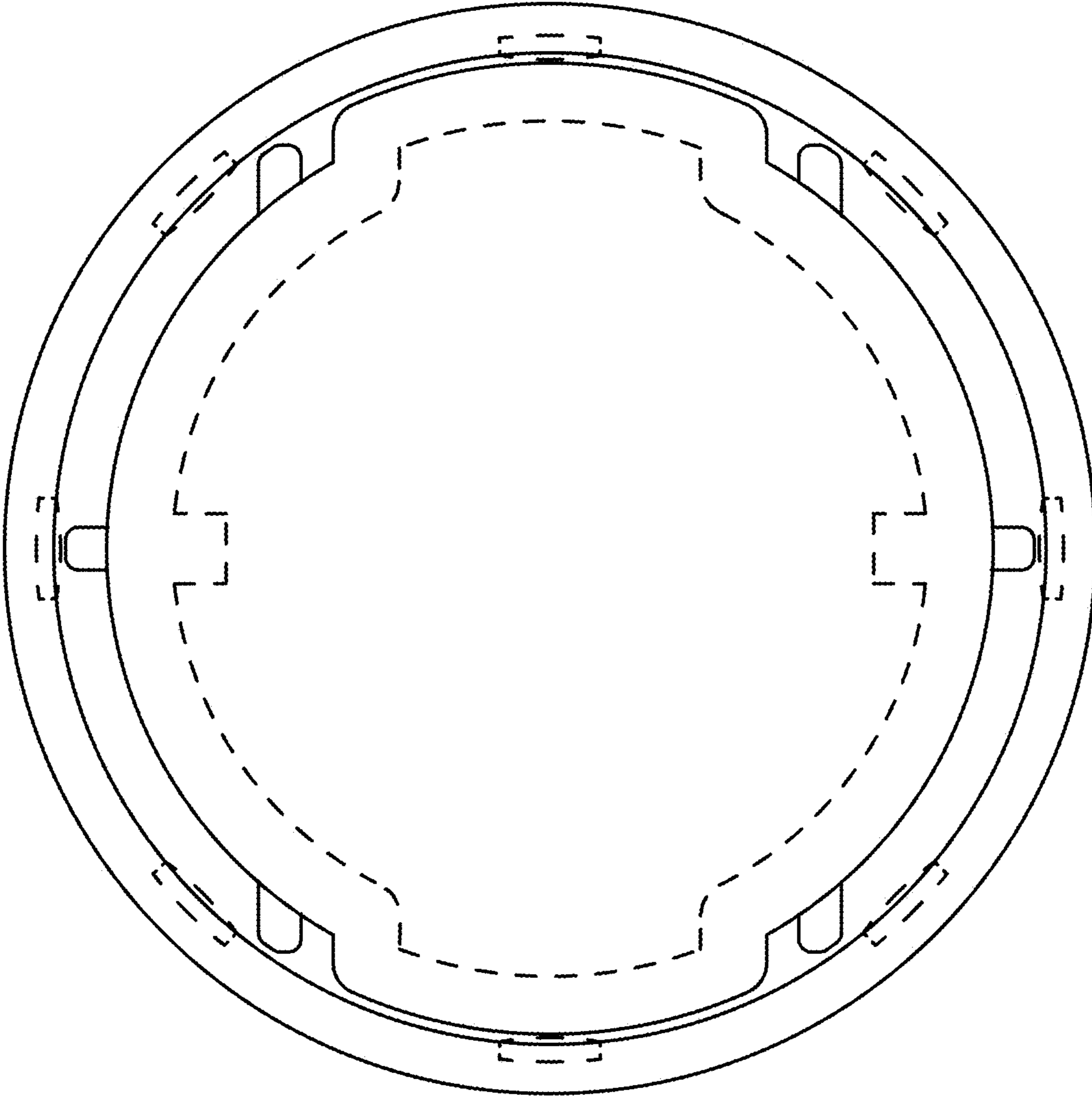


FIG. 6




FIG. 7