



US00D883417S

(12) **United States Design Patent** (10) **Patent No.:** **US D883,417 S**
Müller (45) **Date of Patent:** **** May 5, 2020**

(54) **FIREARM MAGAZINE**
(71) Applicant: **Heckler & Koch GmbH**, Oberndorf (DE)
(72) Inventor: **Steffen Müller**, Herrenzimmern (DE)
(73) Assignee: **Heckler & Koch GmbH**, Oberndorf (DE)
(**) Term: **15 Years**
(21) Appl. No.: **29/648,815**
(22) Filed: **May 24, 2018**
(51) **LOC (12) Cl.** **22-01**
(52) **U.S. Cl.**
USPC **D22/108**
(58) **Field of Classification Search**
USPC D22/100, 101, 102, 103, 104, 105, 106, D22/107, 108, 109, 110, 111, 199; D21/571, 573, 574, 575, 746
CPC F41C 23/14; F41C 23/20; F41C 23/04; F41C 23/00; F41C 23/10; F41C 27/00; F41C 7/00; F41C 23/06; F41C 3/00; F41B 5/10; F41B 5/14; F41B 5/0094; F41B 5/1469; F41B 5/00
See application file for complete search history.

D620,545 S * 7/2010 Fitzpatrick D22/108
D632,752 S * 2/2011 Fitzpatrick D22/108
D633,164 S * 2/2011 Fitzpatrick D22/108
(Continued)

OTHER PUBLICATIONS

“New: Heckler & Koch Introduce Gen 3 Polymer Magazine” [online]. Matthew Moss. [Published on Mar. 13, 2018]. Retrieved from the Internet: <<https://www.thefirearmblog.com/blog/2018/03/13/new-heckler-koch-introduce-gen-3-polymer-magazine/>>.*
(Continued)

Primary Examiner — Khawaja Anwar
Assistant Examiner — Mojtaba Tehrani
(74) *Attorney, Agent, or Firm* — Hanley, Flight and Zimmerman, LLC

(57) **CLAIM**

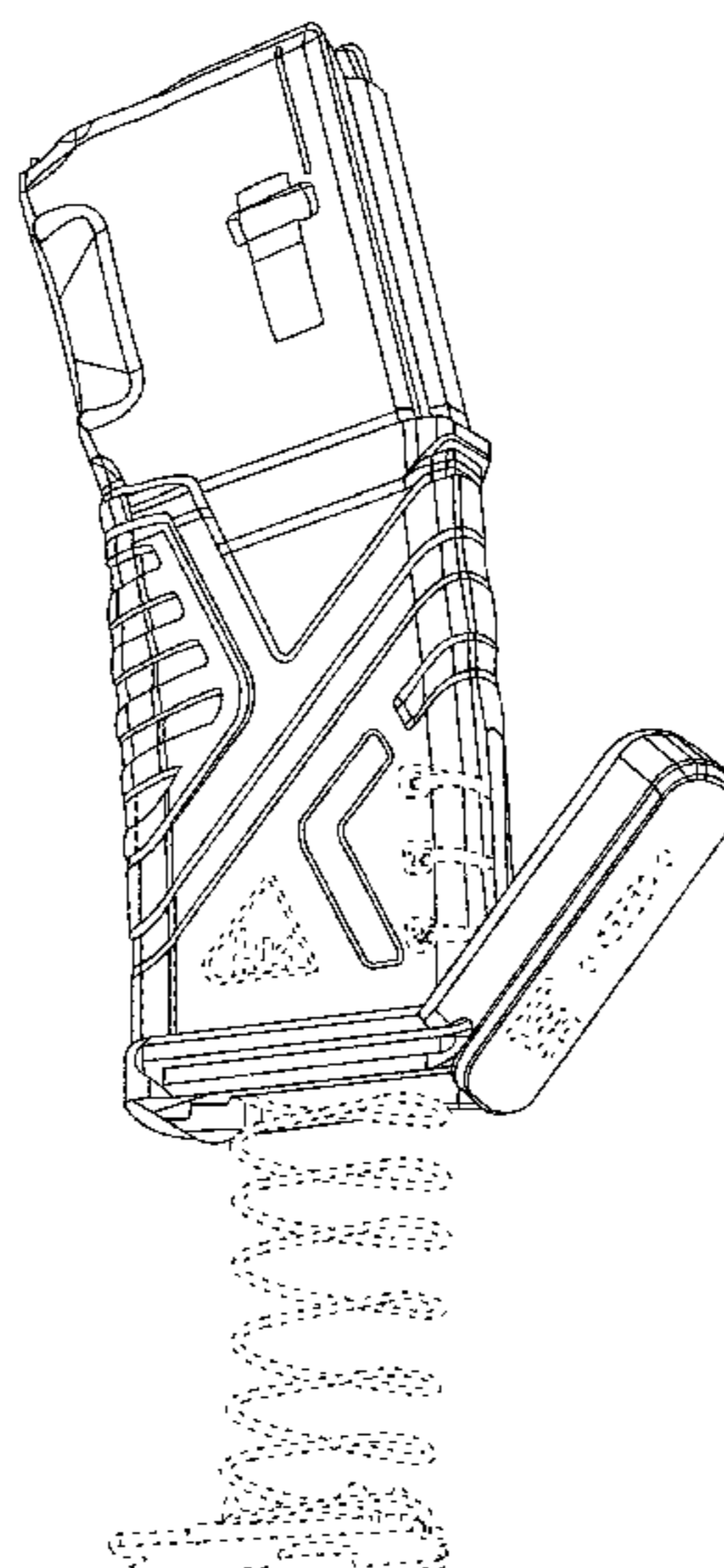
The ornamental design for a firearm magazine, as shown and described.

DESCRIPTION

FIG. 1 is a left side view of a firearm magazine with a base plate in a first open position, showing my new design; FIG. 2 is a partial rear, left perspective view thereof; FIG. 3 is a left side view thereof, with the base plate in a second open position; FIG. 4 is a front, right perspective view thereof, with a spring and a spring lock plate extending from the magazine, the top of the magazine oriented at the top of the figure; FIG. 5 is an isolated top, rear, right perspective view of the base plate portion thereof; FIG. 6 is an isolated right side view of the base plate portion thereof; and, FIG. 7 is an isolated top view of the base plate portion thereof.
The features shown in broken lines form no part of the claimed design.

1 Claim, 7 Drawing Sheets

(56) **References Cited**
U.S. PATENT DOCUMENTS
5,956,878 A * 9/1999 Yang F41A 9/65 42/18
7,497,044 B2 * 3/2009 Cammenga F41A 9/67 42/49.01
D614,719 S * 4/2010 Fitzpatrick D22/108
D614,720 S * 4/2010 Fitzpatrick D22/108
D616,057 S * 5/2010 Fitzpatrick D22/108
7,712,243 B2 * 5/2010 Morando F41A 9/65 42/108
D620,544 S * 7/2010 Fitzpatrick D22/108



(56)

References Cited

U.S. PATENT DOCUMENTS

D633,589 S * 3/2011 Fitzpatrick D22/108
 D633,590 S * 3/2011 Fitzpatrick D22/108
 8,006,423 B1 * 8/2011 Alzamora F41A 9/65
 8,191,297 B2 * 6/2012 Gwillim, Jr. F41A 9/65
 42/49.01
 D681,151 S * 4/2013 Fitzpatrick D22/108
 D688,766 S * 8/2013 Fitzpatrick D22/108
 8,590,202 B2 * 11/2013 Keng F41A 9/65
 42/90
 D695,378 S * 12/2013 Fitzpatrick D22/108
 D705,886 S * 5/2014 Kielsmeier D22/108
 D706,379 S * 6/2014 Iannello D22/108
 D706,880 S * 6/2014 Chu D21/573
 D707,783 S * 6/2014 Kielsmeier D22/108
 8,793,919 B1 * 8/2014 Probst, Jr. F41C 27/00
 42/108
 D712,500 S * 9/2014 Nakayama D22/108
 D718,406 S * 11/2014 Mayberry D22/108
 D718,834 S * 12/2014 Mayberry D22/108
 D727,456 S * 4/2015 Schefter D22/108
 D735,831 S * 8/2015 Faifer D22/108

D736,337 S * 8/2015 Kielsmeier D22/108
 D738,454 S * 9/2015 Smith D22/108
 9,234,714 B2 * 1/2016 Castro F41A 9/67
 9,267,749 B1 * 2/2016 Dukart F41A 9/71
 9,435,598 B2 * 9/2016 Seckman F41A 9/62
 D790,030 S * 6/2017 Ulbrich D22/108
 D790,649 S * 6/2017 Daniel D22/108
 D799,632 S * 10/2017 Ulbrich D22/108
 D808,493 S * 1/2018 Lee D22/108
 10,161,732 B2 * 12/2018 Purkiss F41A 9/65
 2015/0316340 A1 * 11/2015 Ladner F41A 9/71
 42/49.02

OTHER PUBLICATIONS

“HK416 Polymer GEN2 Stanag Magazine” [online]. Nicholas Chen.
 [Published on Mar. 22, 2017]. Retrieved from the Internet: <https://gunmagwarehouse.com/blog/hk416_polymer_mag/>.*
 “How to disassemble/ reassemble EMAG & PMAGs” [online].
 Stickman. [Published on Mar. 30, 2009]. Retrieved from the Inter-
 net: <<http://www.weaponrevolution.com/forum/showthread.php?1074-How-to-disassemble-reassemble-EMAG-amp-PMAGs>>.*

* cited by examiner

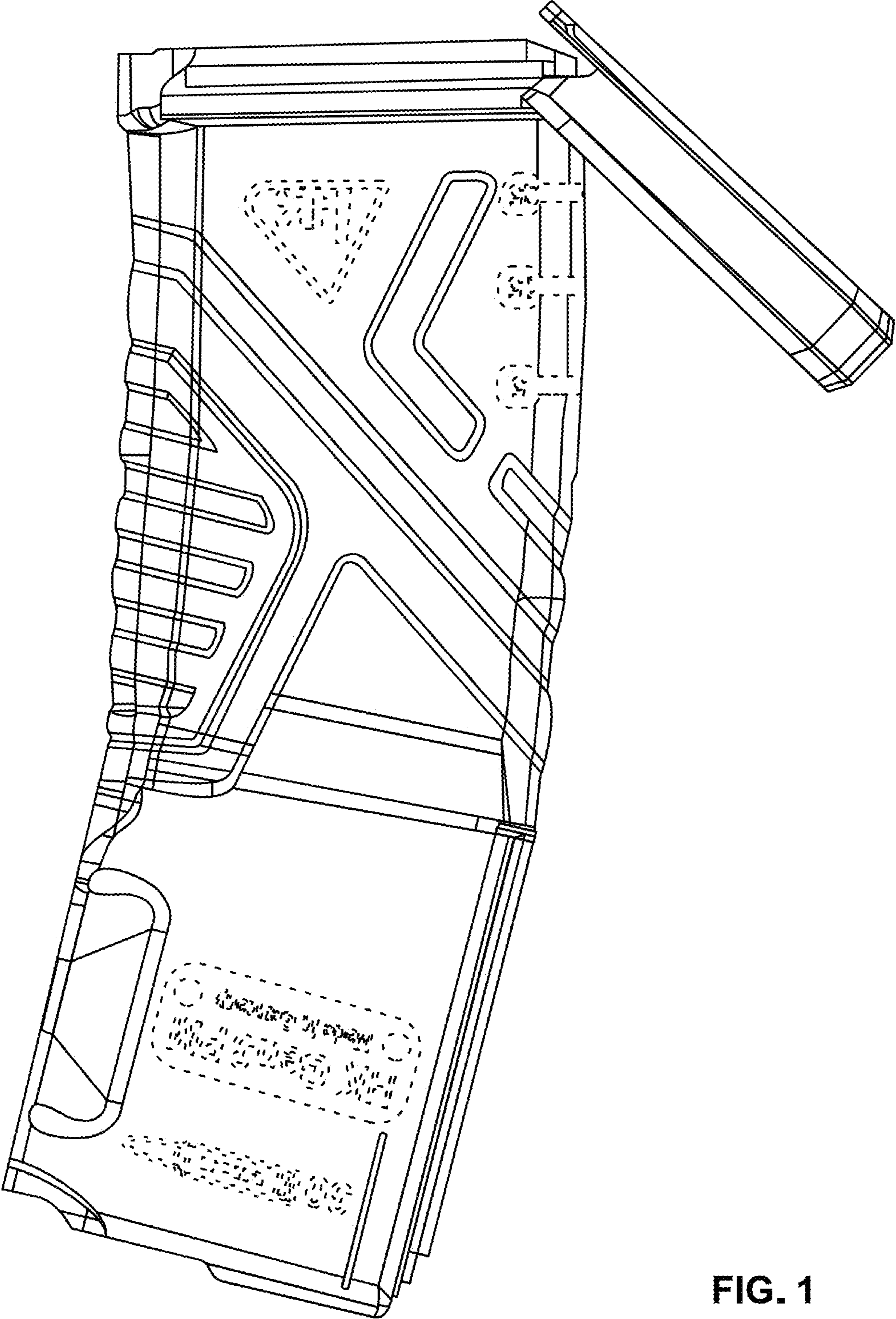


FIG. 1

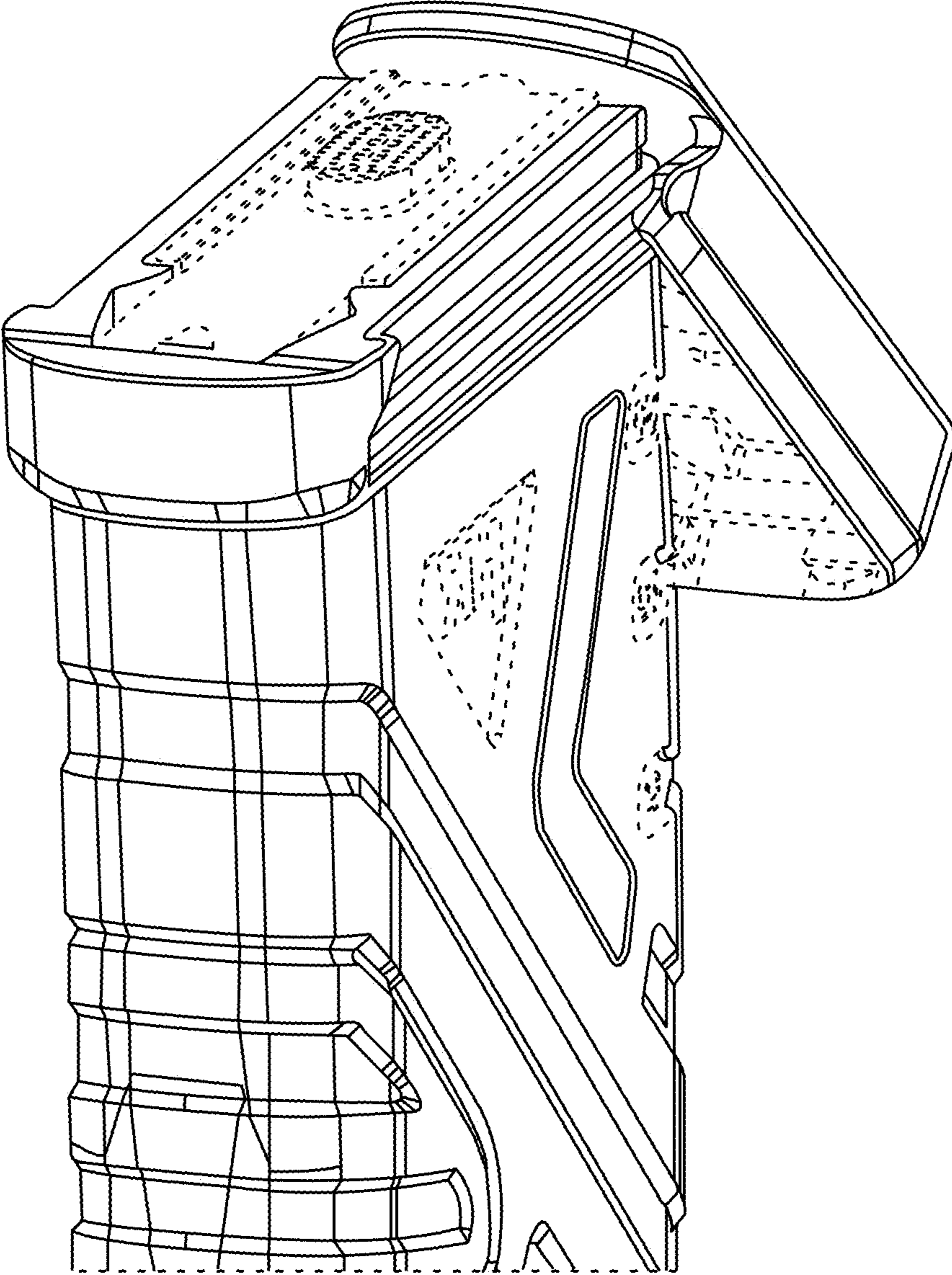


FIG. 2

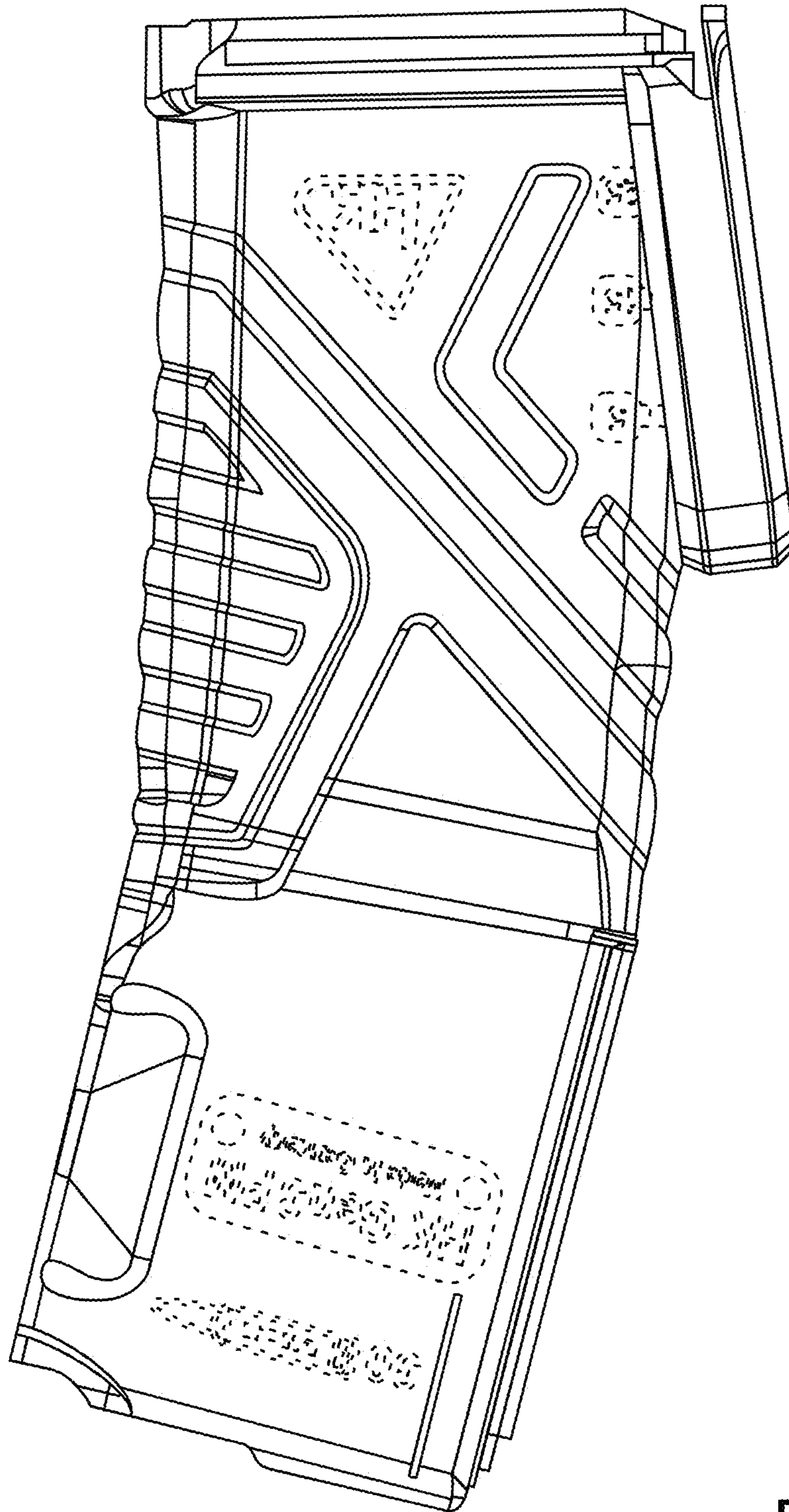


FIG. 3

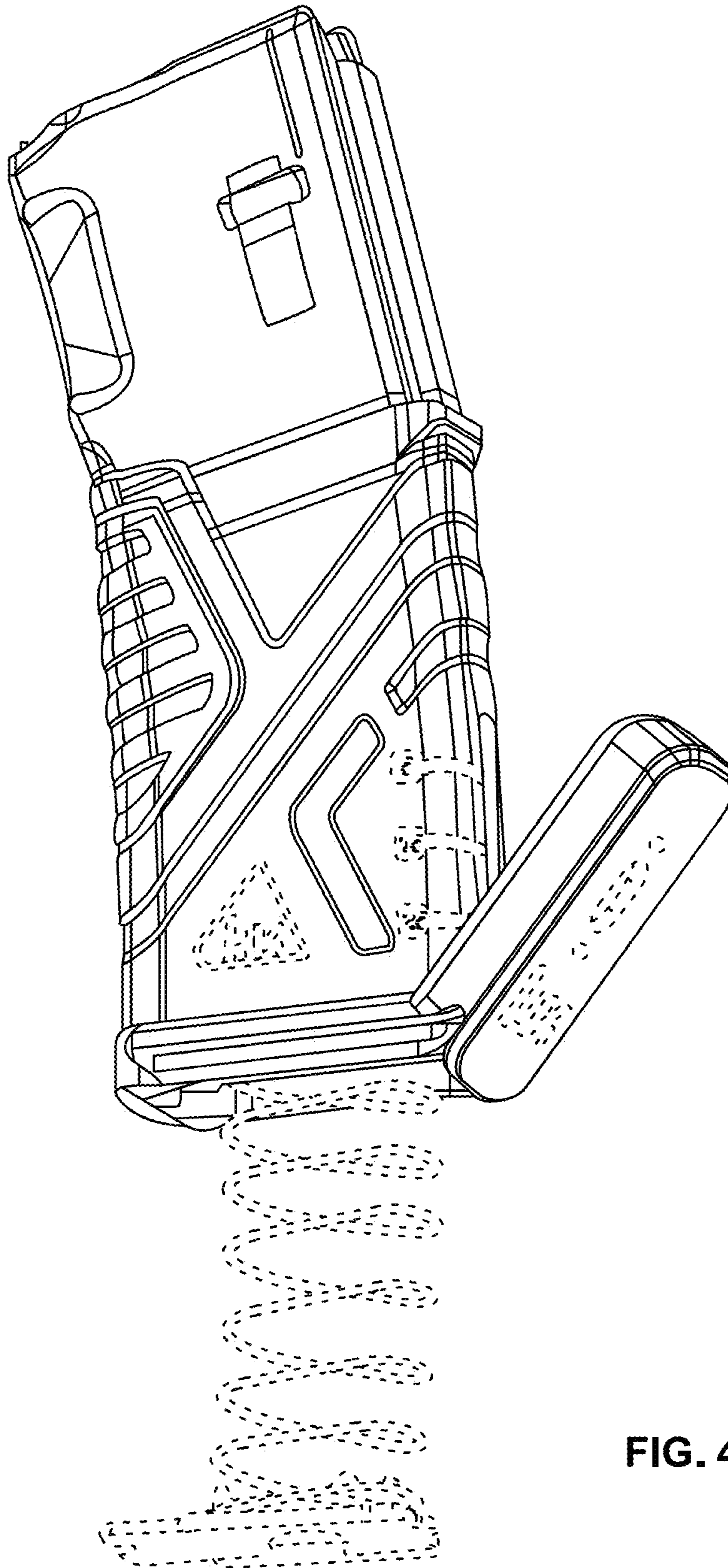


FIG. 4

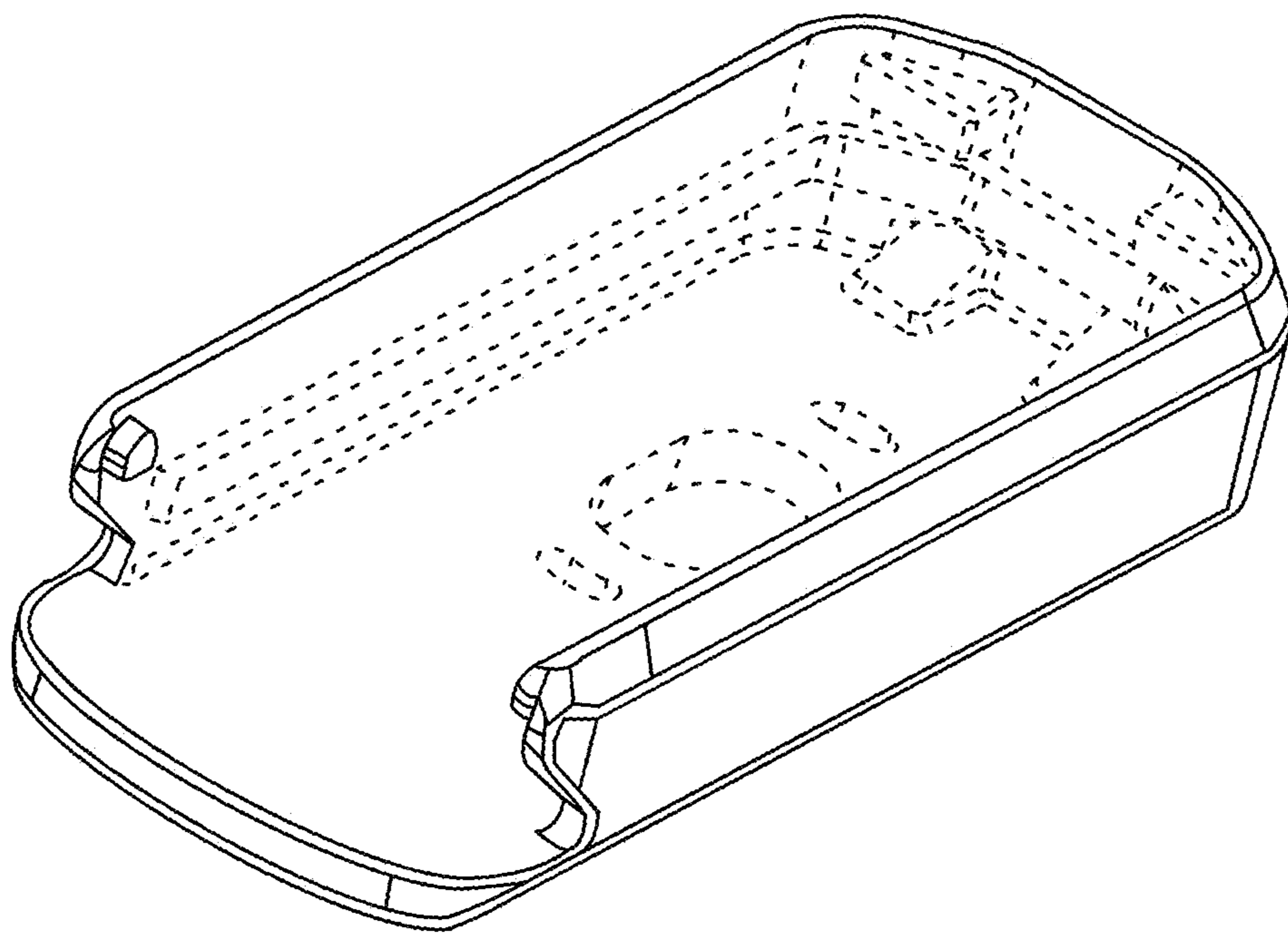


FIG. 5




FIG. 6




FIG. 7

UNITED STATES PATENT AND TRADEMARK OFFICE
CERTIFICATE OF CORRECTION

PATENT NO. : D883,417 S
APPLICATION NO. : 29/648815
DATED : May 5, 2020
INVENTOR(S) : Steffen Müller

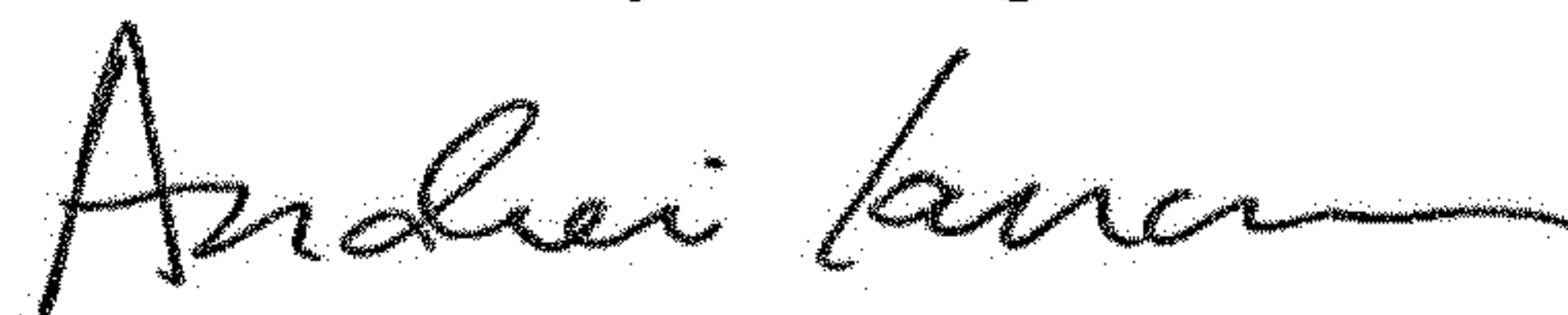
Page 1 of 1

It is certified that error appears in the above-identified patent and that said Letters Patent is hereby corrected as shown below:

On the Title Page

Below item (22) "Filed: May 24, 2018" please add item (30) -- Foreign Application Priority Data
November 24, 2017 (EM)004521516-0002 --.

Signed and Sealed this
Fourth Day of August, 2020



Andrei Iancu
Director of the United States Patent and Trademark Office