



US00D883407S

(12) **United States Design Patent**
Sheaffer, Jr. et al.

(10) **Patent No.:** **US D883,407 S**

(45) **Date of Patent:** **** May 5, 2020**

(54) **BATTING PRACTICE PITCHING TARGET**

4,629,188 A * 12/1986 Mahieu A63B 63/00
273/407

(71) Applicants: **Leroy Benjamin Sheaffer, Jr.**, New
Cumberland, PA (US); **Danny Todd**
Sheaffer, Mount Airy, NC (US)

4,781,376 A * 11/1988 Barnes, Sr. A63B 63/06
473/455

5,046,729 A * 9/1991 Yancey A63B 63/00
273/374

(72) Inventors: **Leroy Benjamin Sheaffer, Jr.**, New
Cumberland, PA (US); **Danny Todd**
Sheaffer, Mount Airy, NC (US)

D322,288 S * 12/1991 Coleman D21/780

D330,920 S * 11/1992 Schaefer D21/780

D331,426 S * 12/1992 Riffle D21/780

D354,992 S * 1/1995 Hinsperger D21/705

5,511,775 A * 4/1996 Parks A63B 63/00
473/454

(**) Term: **15 Years**

5,658,211 A * 8/1997 Glover A63F 7/06
273/396

(21) Appl. No.: **29/667,863**

(Continued)

(22) Filed: **Oct. 25, 2018**

FOREIGN PATENT DOCUMENTS

(51) **LOC (12) Cl.** **21-02**

(52) **U.S. Cl.**
USPC **D21/699**; D21/780

CA 2089526 A1 * 8/1994 A63B 69/0002

CA 2293979 A1 * 7/2001 A63B 63/00

(58) **Field of Classification Search**

USPC D21/302, 303, 305, 699-705, 790, 780,
D21/781, 788; 473/454-456; 273/409,
273/410

Primary Examiner — Catherine A Tuttle

(74) *Attorney, Agent, or Firm* — Quickpatents, LLC;
Kevin Prince

CPC ... A63B 69/00; A63B 69/0002; A63B 69/002;
A63B 69/0097; A63B 71/00; A63B
71/02; A63B 71/022; A63B 71/0622;
A63B 63/00-083; A63B 2063/001; A63B
2063/002; A63B 2063/005; A63B
2063/006; A63B 2063/065; A63B
2063/086

See application file for complete search history.

(57)

CLAIM

The ornamental design for a batting practice pitching target,
as shown and described.

DESCRIPTION

FIG. 1 is a perspective view showing our new design;
FIG. 2 is a front elevational view of FIG. 1;
FIG. 3 is a top plan view of FIG. 1, the bottom plan view
being a mirror image thereof; and,
FIG. 4 is a left-side elevational view of FIG. 1, the right-side
elevational view being a mirror image thereof.


It is understood that the rear elevational view forms no part
of the claimed design. The broken lines illustrate portions of
the baseball pitching target that form no part of the claimed
design. The dot-dash lines define the bounds of the claim
within the front surface.

(56) **References Cited**

U.S. PATENT DOCUMENTS

- 1,507,343 A * 9/1924 Degenhardt A63F 9/0204
273/317.6
- 1,511,430 A * 10/1924 Schonberg A63B 63/00
473/454
- 2,254,986 A * 9/1941 Ziel A63B 69/0002
473/454
- 3,810,616 A * 5/1974 Murphy A63B 63/00
473/456

1 Claim, 3 Drawing Sheets



(56)

References Cited

U.S. PATENT DOCUMENTS

6,595,878 B1 * 7/2003 Nelson A63B 69/002
273/407
7,175,550 B1 * 2/2007 Bellah, Jr. A63B 69/0013
473/451
7,255,658 B1 * 8/2007 VanKuiken A63B 69/0002
473/454
D649,207 S * 11/2011 Hoffman D21/699
D707,313 S * 6/2014 Badstuebner D21/699
2002/0151387 A1 * 10/2002 Henson A63B 63/00
473/446
2003/0236140 A1 * 12/2003 Alford A63B 24/0003
473/454
2005/0137035 A1 * 6/2005 Huang A63B 69/0002
473/454
2006/0243929 A1 * 11/2006 McDaniel A63B 63/003
250/559.4
2007/0072705 A1 * 3/2007 Ono A63B 24/0003
473/451

* cited by examiner




FIG. 1




FIG. 2

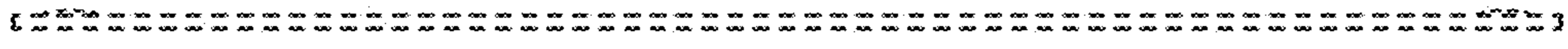


FIG. 3

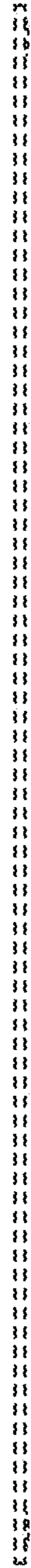


FIG. 4