



US00D883372S

(12) **United States Design Patent**
Steinberger

(10) **Patent No.:** **US D883,372 S**

(45) **Date of Patent:** **** May 5, 2020**

(54) **STRINGED MUSICAL INSTRUMENT**

(71) Applicant: **Richard Ned Steinberger**, Nobleboro,
ME (US)

(72) Inventor: **Richard Ned Steinberger**, Nobleboro,
ME (US)

(**) Term: **15 Years**

(21) Appl. No.: **29/676,803**

(22) Filed: **Jan. 15, 2019**

(51) **LOC (12) Cl.** **17-03**

(52) **U.S. Cl.**
USPC **D17/14**

(58) **Field of Classification Search**
USPC D17/14, 18, 19, 20, 21, 99; D21/405
CPC .. G10D 1/08; G10D 1/10; G10D 3/00; G10D
3/04; G10D 3/16; G10D 3/163; G10D
3/18; G10G 5/005; G10H 1/348; G09B
15/00

See application file for complete search history.

(56) **References Cited**

U.S. PATENT DOCUMENTS

| | | | | |
|---------------|---------|----------|-------|-----------------------|
| D114,773 S * | 5/1939 | Sunshine | | D17/19 |
| 2,828,660 A * | 4/1958 | Paulsen | | G10D 1/08 84/312 R |
| D270,543 S * | 9/1983 | McNally | | D17/19 |
| 4,616,548 A * | 10/1986 | Anderson | | G10H 3/18 84/743 |

| | | | | |
|-------------------|---------|-------------|-------|---------------------|
| D290,130 S * | 6/1987 | Steinberger | | D17/14 |
| D290,131 S * | 6/1987 | Steinberger | | D17/14 |
| D293,333 S * | 12/1987 | Excellente | | 84/291 |
| D305,546 S * | 1/1990 | Roberts | | D17/14 |
| D306,455 S * | 3/1990 | Steinberger | | D17/14 |
| D439,601 S * | 3/2001 | Byrne | | D17/17 |
| 2012/0011984 A1 * | 1/2012 | Atijas | | G10D 1/08 84/293 |

FOREIGN PATENT DOCUMENTS

EP 283592 A1 * 9/1988

* cited by examiner

Primary Examiner — R. Johnson

(74) *Attorney, Agent, or Firm* — Law Offices of Daniel A. Tesler, LLC

(57) **CLAIM**

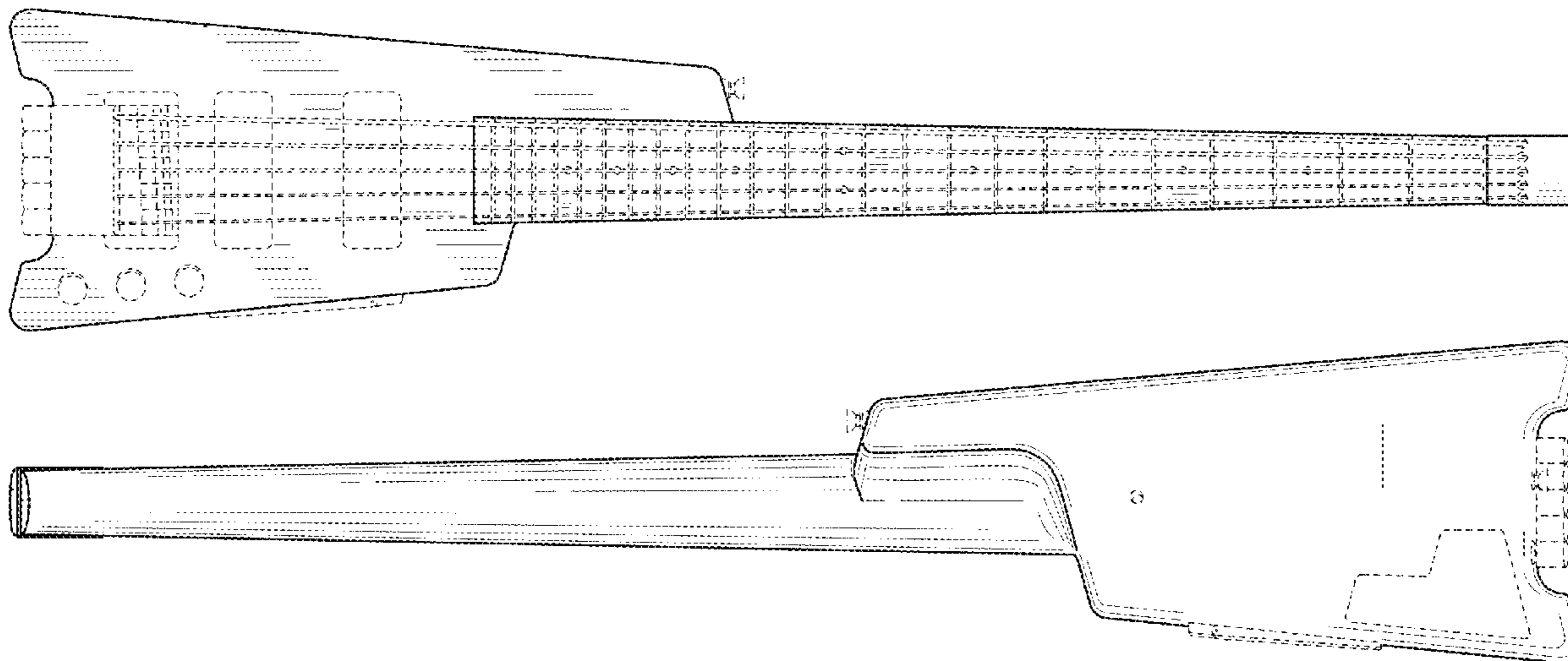
The ornamental design for a stringed musical instrument, as shown and described.

DESCRIPTION

FIG. 1 is a top plan view of the stringed musical instrument showing my new design;
FIG. 2 is a right side view thereof;
FIG. 3 is a left side view thereof;
FIG. 4 is a rear view thereof;
FIG. 5 is a front view thereof; and,
FIG. 6 is a bottom plan view thereof.

The broken lines represent the portions of the stringed musical instrument that form no part of the claimed design.

1 Claim, 3 Drawing Sheets



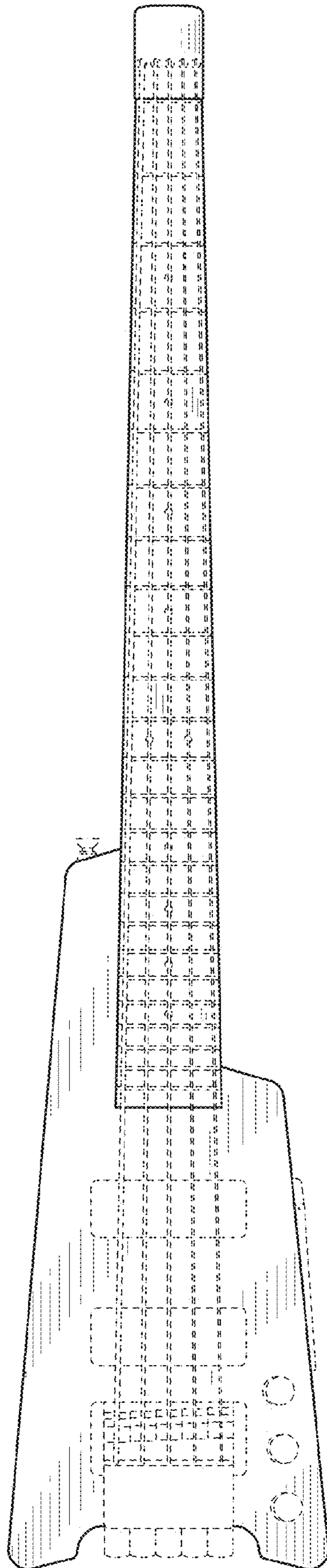


FIG. 1

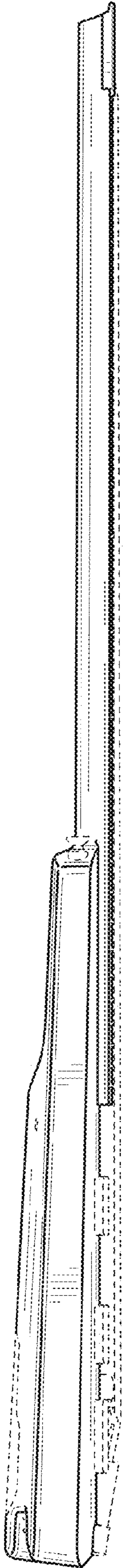


FIG. 2




FIG. 3

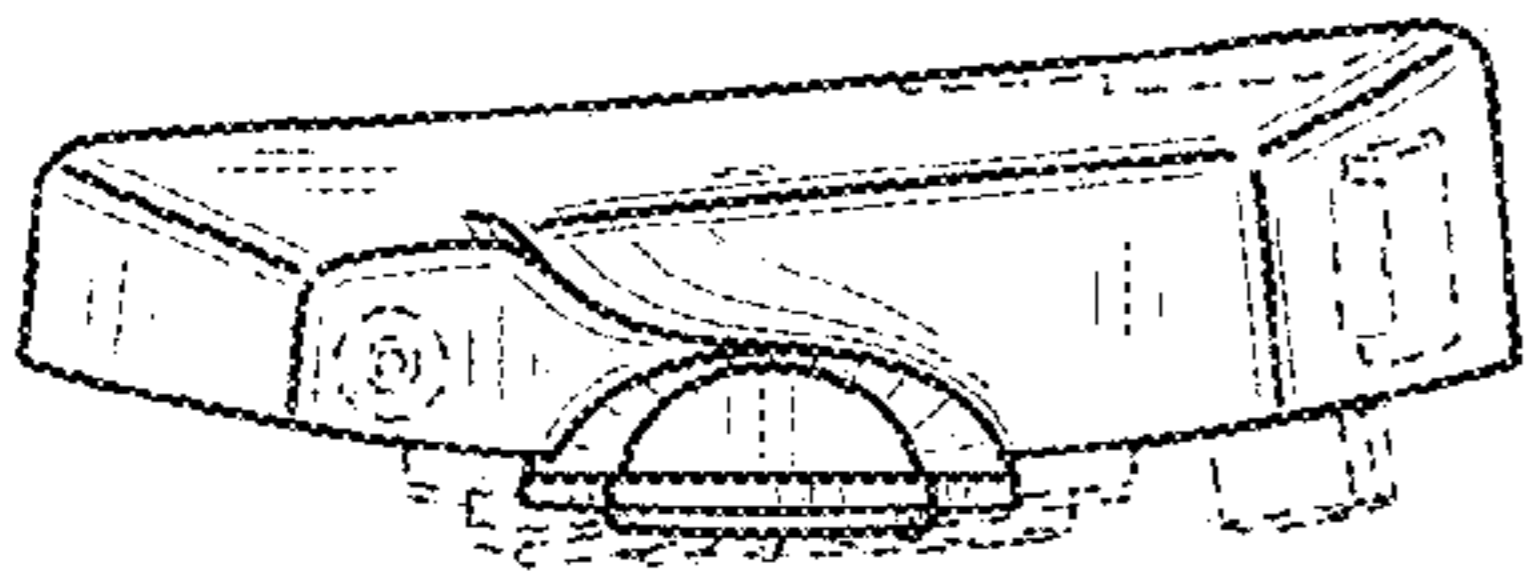


FIG. 4

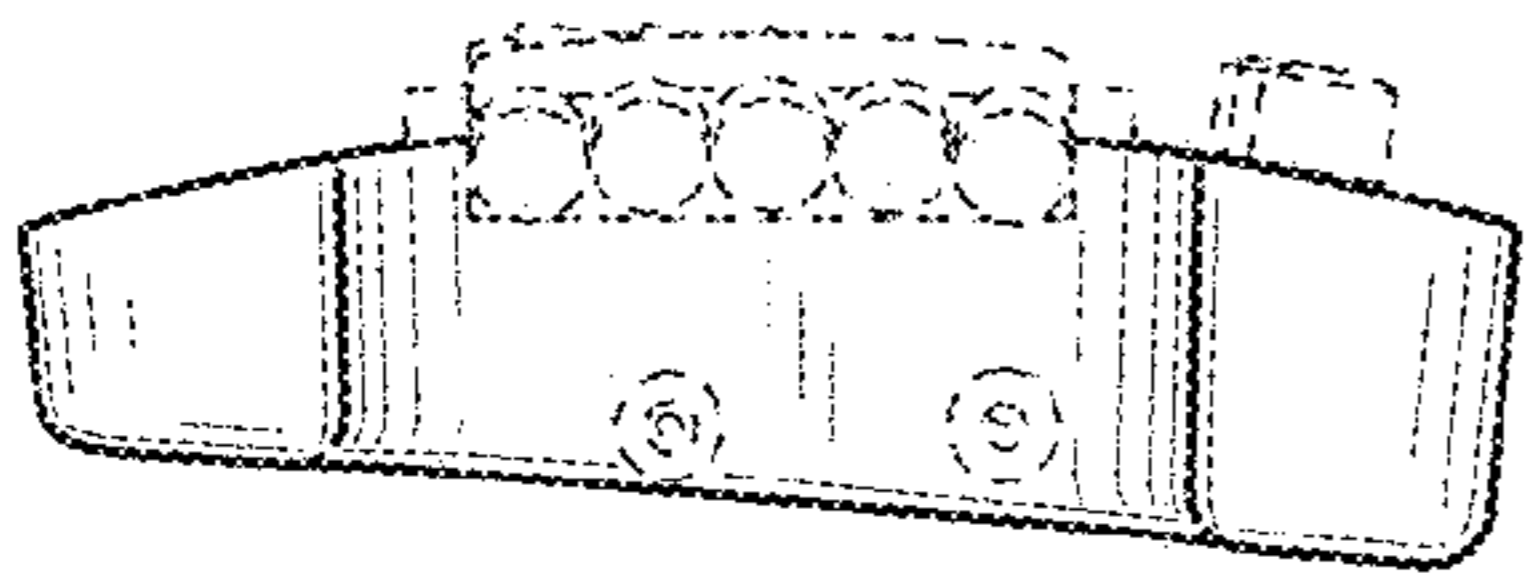


FIG. 5

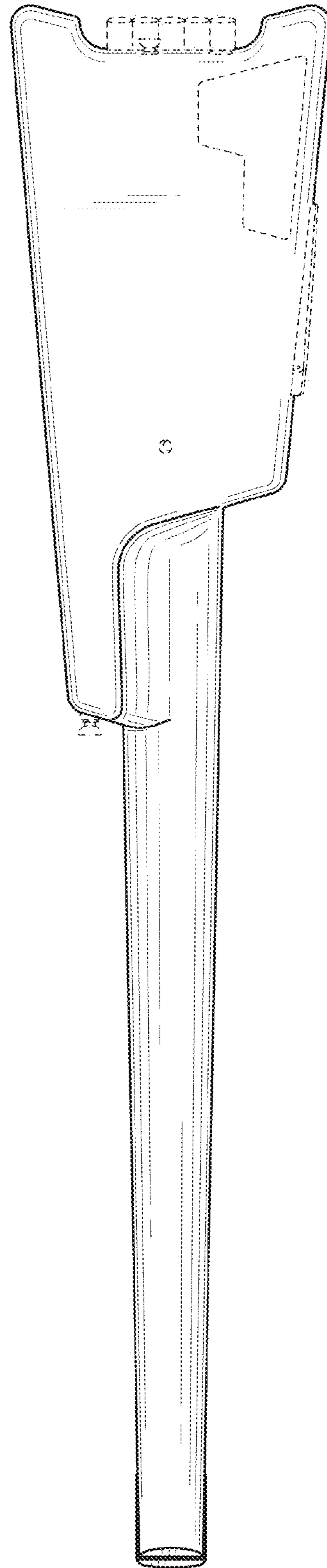


FIG. 6