



US00D883345S

(12) **United States Design Patent** (10) **Patent No.:** **US D883,345 S**
Schaffert (45) **Date of Patent:** **** May 5, 2020**

(54) PRESS WHEEL	907,278 A * 12/1908 Patrick A01B 39/08 172/550
(71) Applicant: SCHAFFERT MANUFACTURING COMPANY, INC., Indianola, NE (US)	952,447 A 3/1910 Hammonds 974,247 A * 11/1910 Douglas, Jr. et al. A01B 41/04 172/534
(72) Inventor: Paul E. Schaffert, Indianola, NE (US)	1,059,534 A 4/1913 Forrest 1,377,073 A * 5/1921 Hobson A01B 29/04 172/540
(73) Assignee: Schaffert Manufacturing Company, Inc., Indianola, NE (US)	1,483,789 A * 2/1924 Earhart A01B 29/04 172/554
(**) Term: 15 Years	1,498,378 A * 6/1924 Irwin A01B 39/08 172/554
(21) Appl. No.: 29/685,974	2,039,166 A * 4/1936 Hoepfner A01B 35/16 172/541
(22) Filed: Apr. 1, 2019	2,401,577 A * 6/1946 Melling, Sr. B60B 15/02 301/43 2,601,591 A * 6/1952 Colombo A01B 29/04 172/21 2,668,490 A * 2/1954 Oehler A01C 5/068 172/519

Related U.S. Application Data

(62) Division of application No. 29/527,976, filed on May 22, 2015, now Pat. No. Des. 844,675.

(51) **LOC (12) Cl.** **15-03**

(52) **U.S. Cl.**
USPC **D15/28**

(58) **Field of Classification Search**

USPC D15/21, 28, 29; 111/135, 163, 166, 167, 111/169, 109, 190-195, 121; 172/604, 172/540, 556, 766, 769, 765, 772.5, 772, 172/535, 538; 301/43

CPC A01C 5/068; A01C 5/066; A01C 5/06; A01C 5/00; A01C 5/064; A01C 7/20; A01C 7/00; A01C 7/203; A01B 35/28; A01B 35/00

See application file for complete search history.

(56) **References Cited**

U.S. PATENT DOCUMENTS

166,597 A *	8/1875	Evans	A01B 41/04 172/534
700,109 A *	5/1902	Wilkinson	A01B 41/04 172/534

(Continued)

Primary Examiner — Mark A Goodwin

(74) *Attorney, Agent, or Firm* — Dorsey & Whitney LLP

(57) **CLAIM**

The ornamental design for a press wheel, as shown and described.

DESCRIPTION

FIG. 1 is a perspective view of a first embodiment of a press wheel with environment shown in broken lines;

FIG. 2 is a front view of FIG. 1;

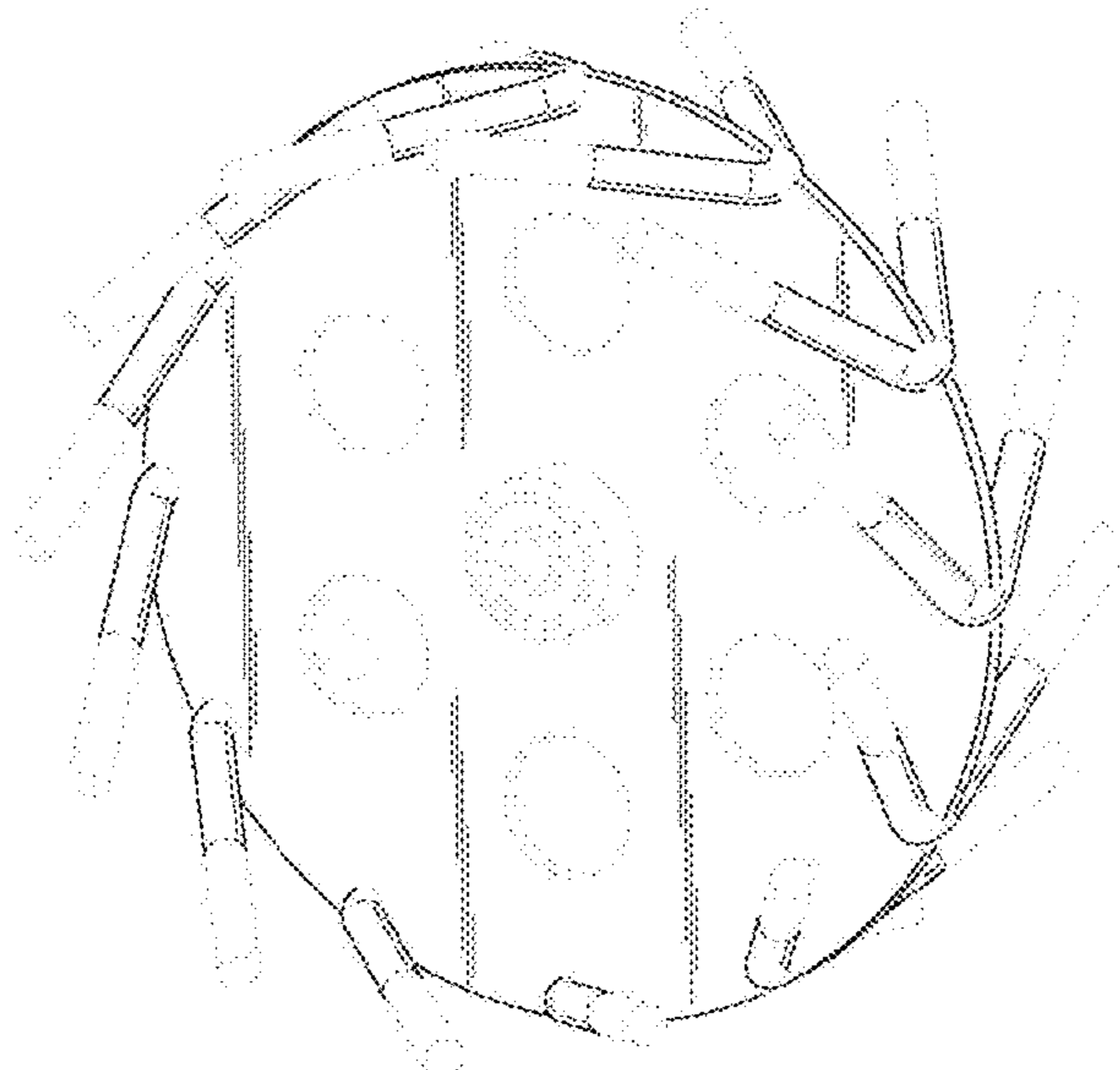
FIG. 3 is a back view of FIG. 1;

FIG. 4 is a top view of FIG. 1; and,

FIG. 5 is a bottom view of FIG. 1, with left and right view omitted as being the same as the top and bottom views.

The dashed lines in FIGS. 1-1 are provided for illustrative purposes only, and form no part of the claimed design. The dash dot lines shown in FIGS. 1-5 illustrate the boundary between claimed and unclaimed subject matter.

1 Claim, 4 Drawing Sheets



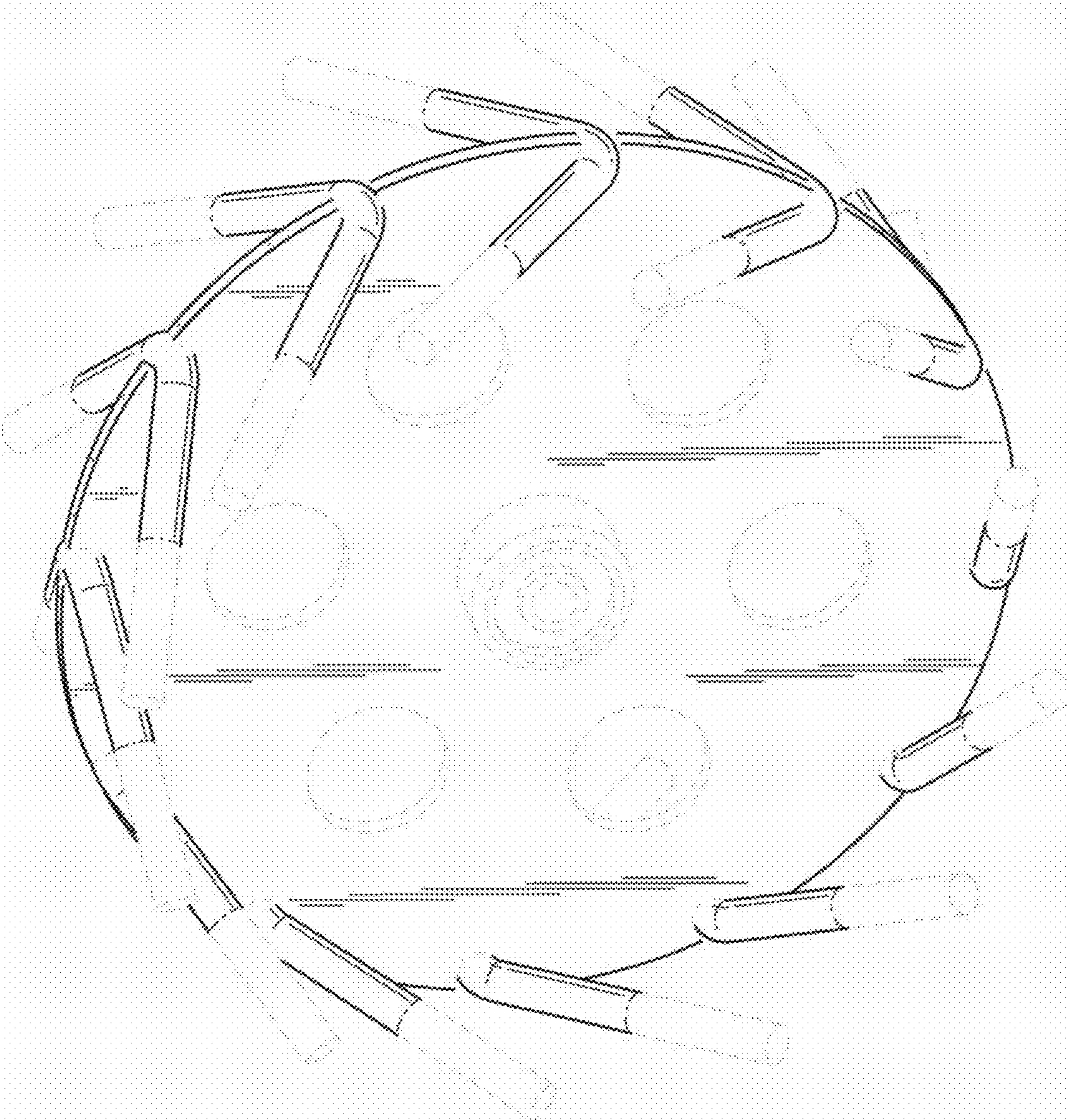


FIG. 1

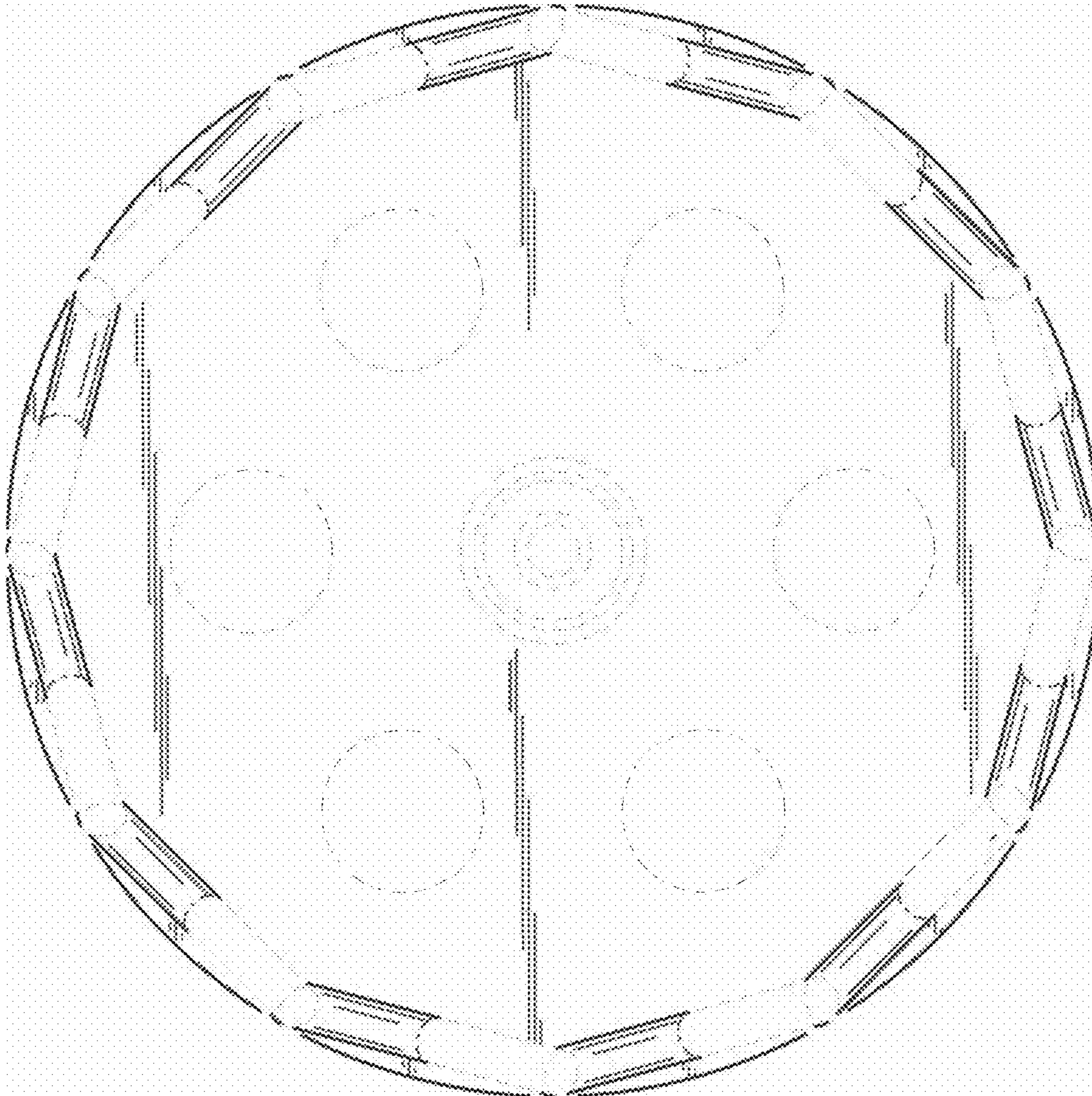


FIG. 2

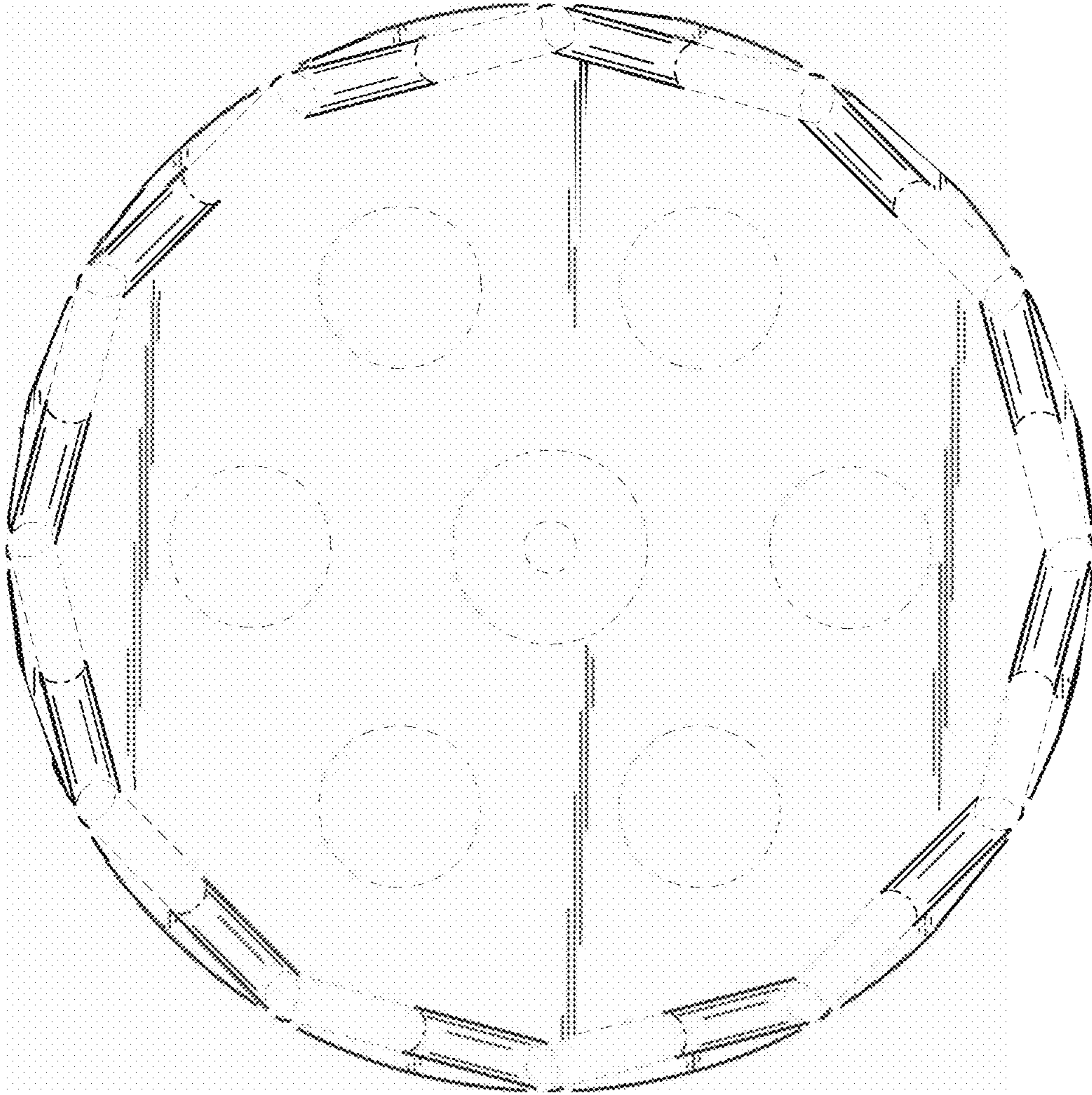


FIG. 3

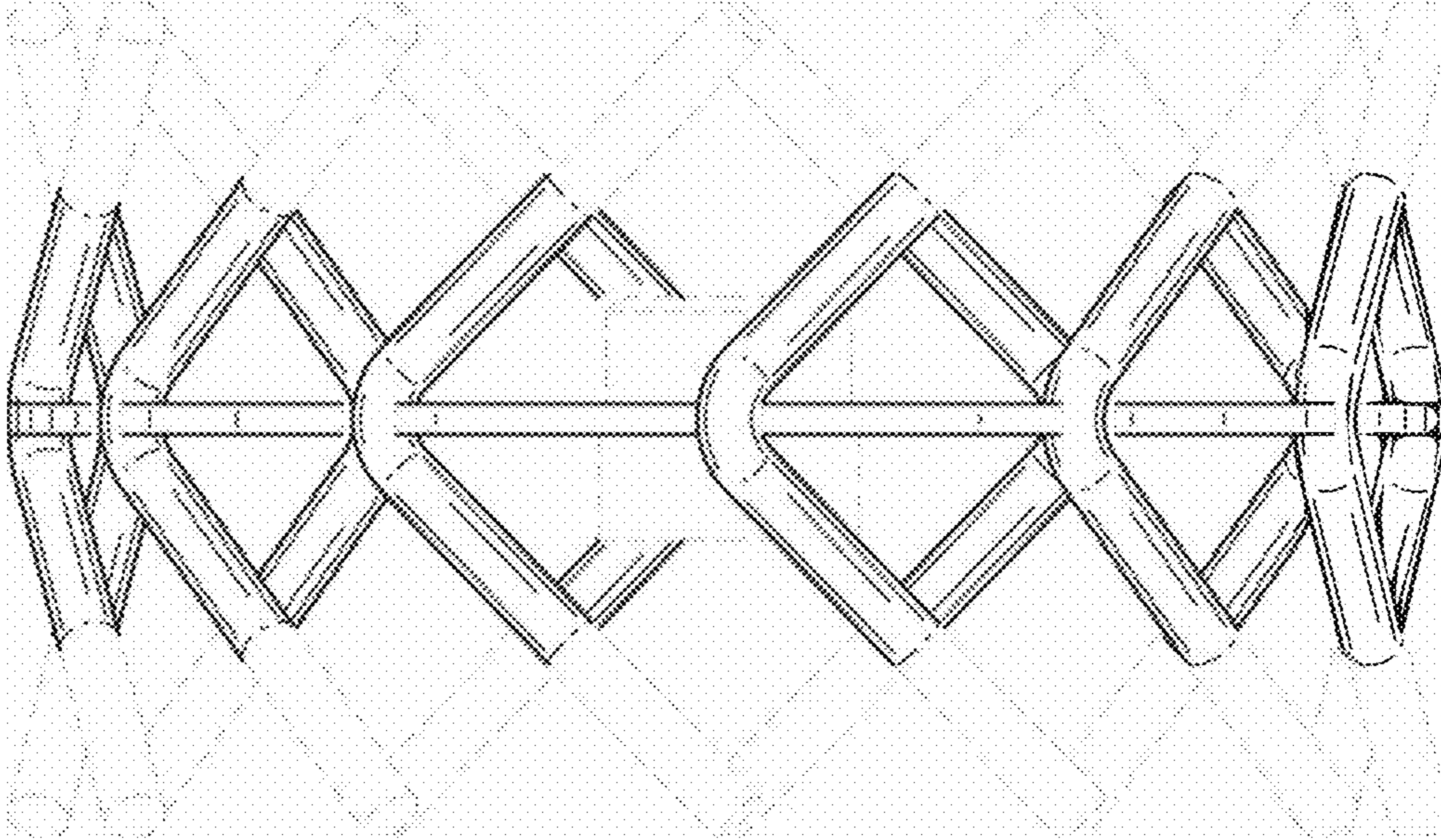


FIG. 5




FIG. 4

UNITED STATES PATENT AND TRADEMARK OFFICE
CERTIFICATE OF CORRECTION

PATENT NO. : D883,345 S
APPLICATION NO. : 29/685974
DATED : May 5, 2020
INVENTOR(S) : Paul E. Schaffert

Page 1 of 1

It is certified that error appears in the above-identified patent and that said Letters Patent is hereby corrected as shown below:

On the Title Page

Item (72) the following inventor information should be added:

Kris Schaffert, Indianola, NE (US)

Signed and Sealed this
Second Day of January, 2024
Katherine Kelly Vidal

Katherine Kelly Vidal
Director of the United States Patent and Trademark Office