



US00D883339S

(12) **United States Design Patent**  
**Van Ham et al.**

(10) **Patent No.:** **US D883,339 S**

(45) **Date of Patent:** **\*\* May 5, 2020**

(54) **COMPRESSOR**

(71) Applicant: **ATLAS COPCO AIRPOWER,**  
**NAAMLOZE VENNOOTSCHAP,**  
Wilrijk (BE)

(72) Inventors: **Brecht Van Ham,** Wilrijk (BE); **Kristof**  
**Adrien Laura Martens,** Wilrijk (BE);  
**Steven Ray Maurits Laurent,** Wilrijk  
(BE); **Walter Josee Louis**  
**Adriaenssens,** Wilrijk (BE); **Yanni**  
**Francine Dollez,** Wilrijk (BE)

(73) Assignee: **ATLAS COPCO AIRPOWER,**  
**NAAMLOZE VENNOOTSCHAP,**  
Wilrijk (BE)

(\*\*) Term: **15 Years**

(21) Appl. No.: **29/662,666**

(22) Filed: **Sep. 7, 2018**

(30) **Foreign Application Priority Data**

Mar. 13, 2018 (EM) ..... 004753432-0003

(51) **LOC (12) Cl.** ..... **15-02**

(52) **U.S. Cl.**  
USPC ..... **D15/9**

(58) **Field of Classification Search**

USPC ..... D15/7-9; D23/231, 232, 235  
CPC ..... F02M 37/04; F02M 37/14; F04B 53/92;  
F04B 1/005

See application file for complete search history.

(56) **References Cited**

**U.S. PATENT DOCUMENTS**

D264,719 S \* 6/1982 Ehlers ..... D15/9  
6,039,547 A \* 3/2000 Hendrix ..... F04B 39/0033  
123/2

D455,442 S \* 4/2002 Call ..... D15/9  
D497,369 S \* 10/2004 Govier ..... D15/9  
D532,797 S \* 11/2006 Wise ..... D15/9  
D550,716 S \* 9/2007 Bennett ..... D15/7  
D550,721 S \* 9/2007 Tanaka ..... D15/9  
D591,772 S \* 5/2009 Suthmann ..... D15/9  
D613,767 S \* 4/2010 Latsos ..... D15/7  
D622,737 S \* 8/2010 Nagai ..... D15/9  
D630,652 S \* 1/2011 Yoshioka ..... D15/7  
RE42,173 E \* 3/2011 Suthmann ..... D15/9  
D663,748 S \* 7/2012 Jones ..... D15/9  
D680,557 S \* 4/2013 Webb ..... D15/7  
D681,061 S \* 4/2013 Utal ..... D15/9  
D697,533 S \* 1/2014 Desiron ..... D15/7  
D706,305 S \* 6/2014 Webb ..... D15/7  
D706,306 S \* 6/2014 Webb ..... D15/7  
D753,728 S \* 4/2016 Ohta ..... D15/9  
9,377,164 B2 \* 6/2016 Utal ..... F17C 5/007  
D809,024 S \* 1/2018 Lopez ..... D15/9

\* cited by examiner

*Primary Examiner* — Mitchell I. Siegel

(74) *Attorney, Agent, or Firm* — Bacon & Thomas, PLLC

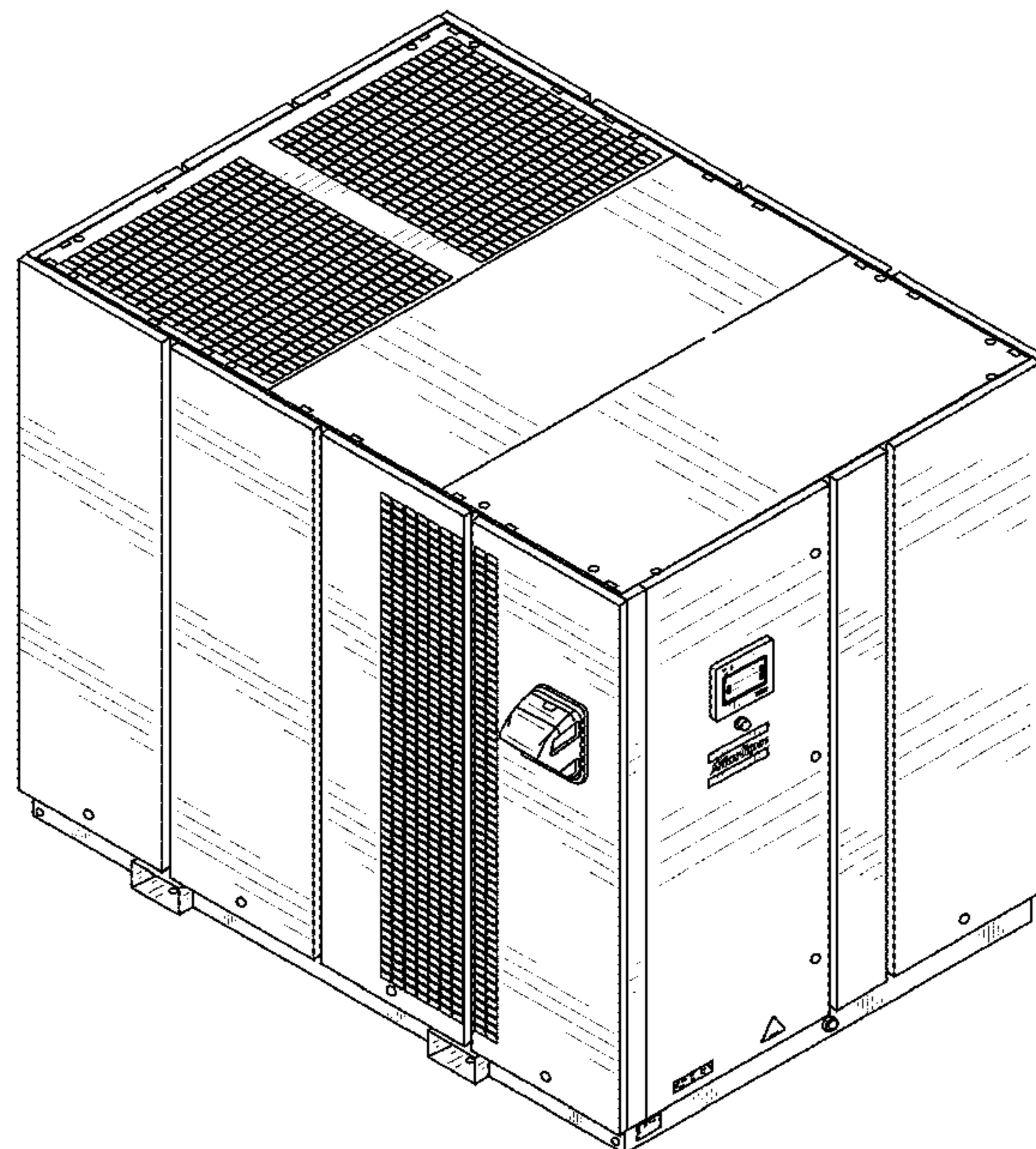
(57) **CLAIM**

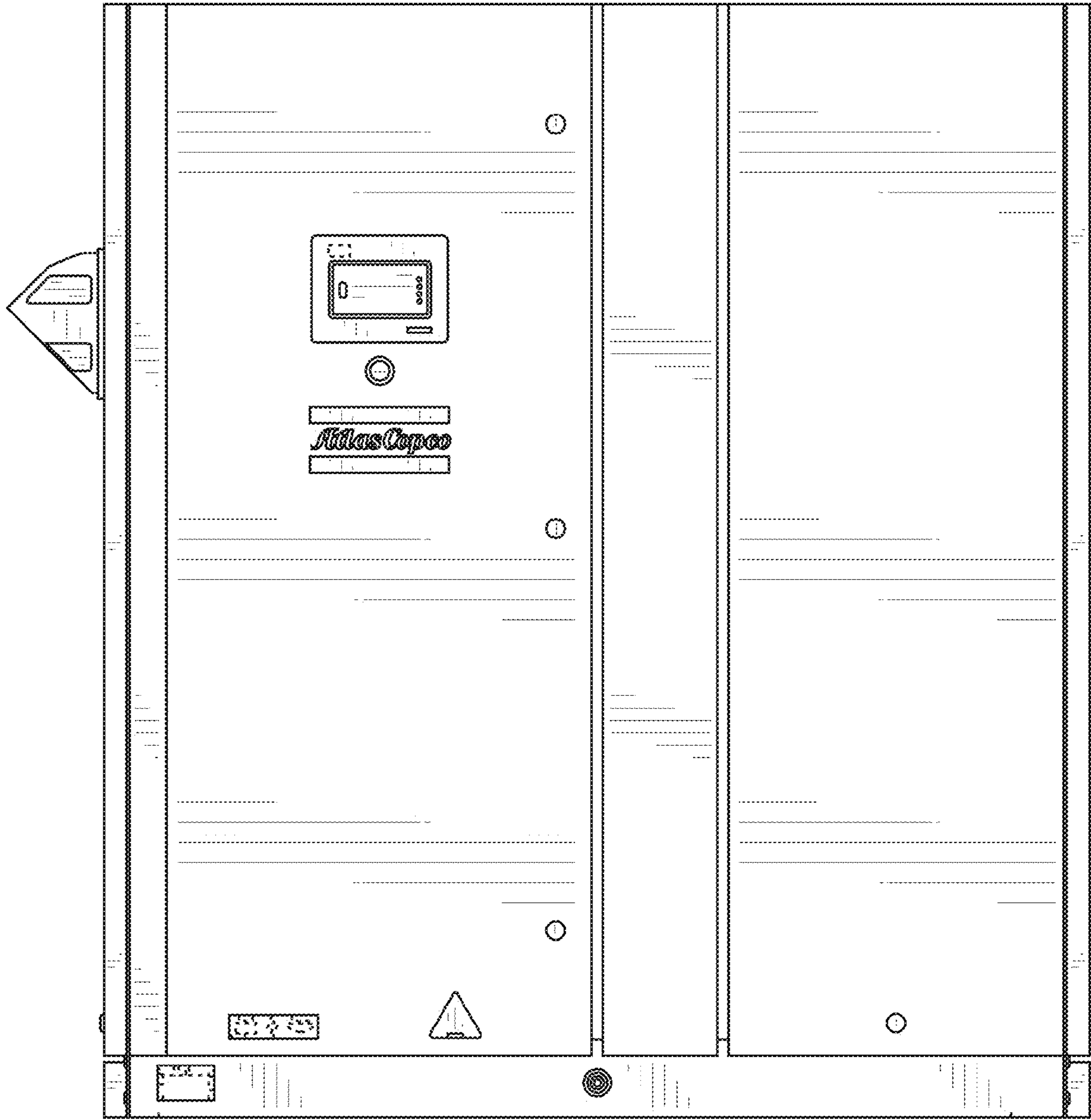
The ornamental design for compressor, as shown and described.

**DESCRIPTION**

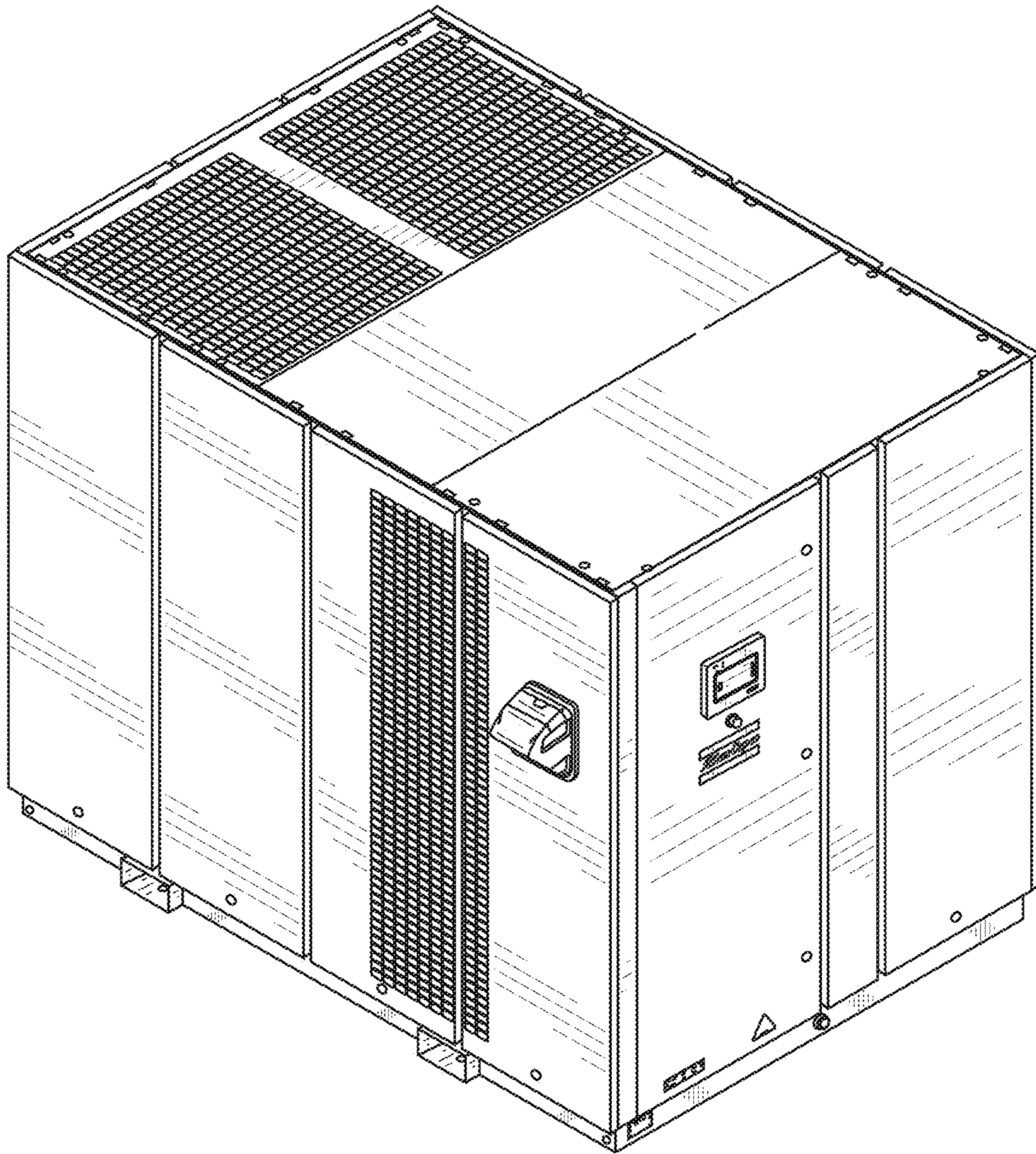
FIG. 1 is a front view of the compressor.  
FIG. 2 is a perspective view of the compressor.  
FIG. 3 is a rear view of the compressor.  
FIG. 4 is a top view of the compressor.  
FIG. 5 is a left side view of the compressor; and,  
FIG. 6 is a right side view of the compressor.  
The broken lines in the drawings illustrate portions of the article that form no part of the claimed design.

**1 Claim, 6 Drawing Sheets**

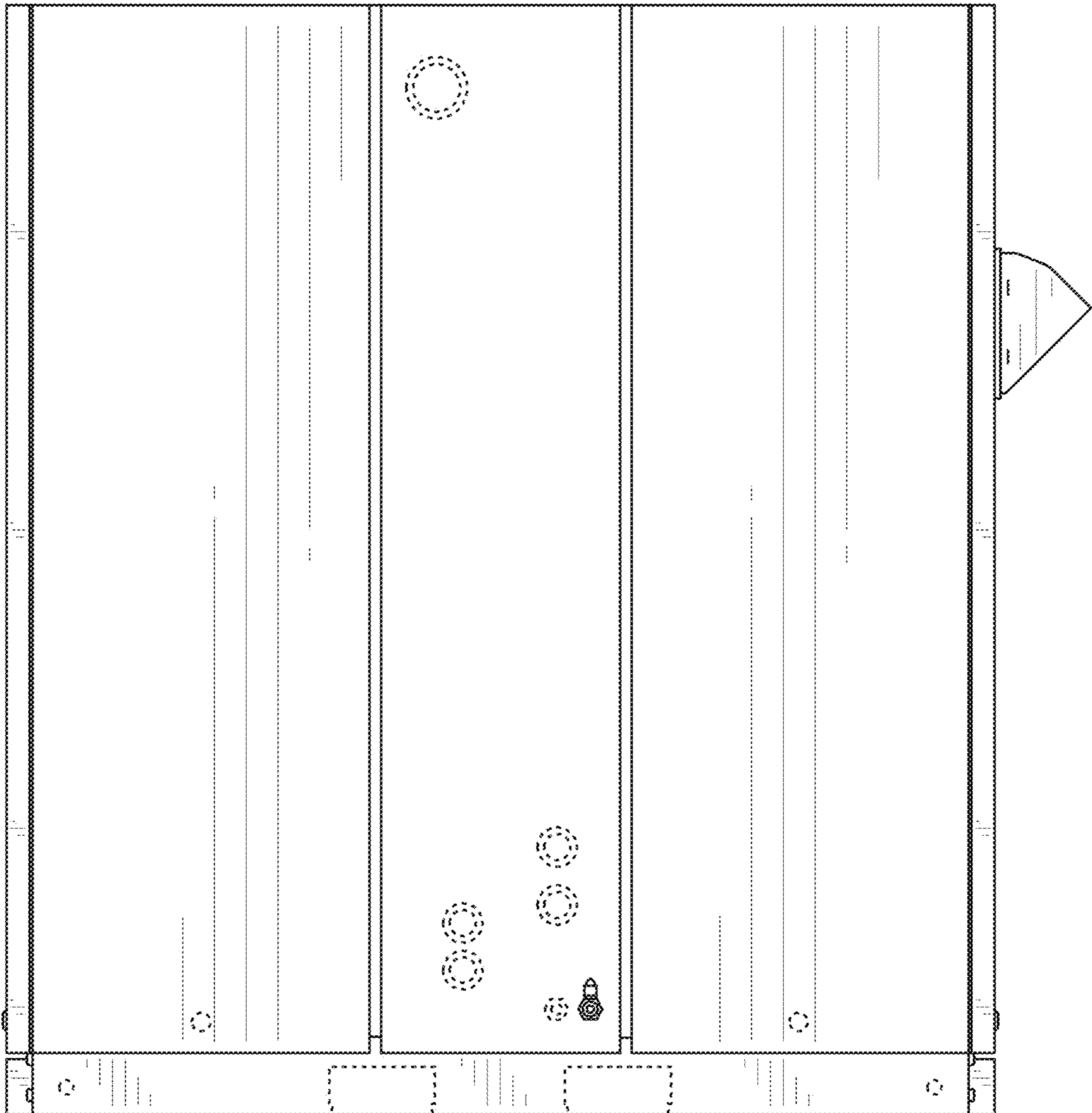





**FIG. 1**



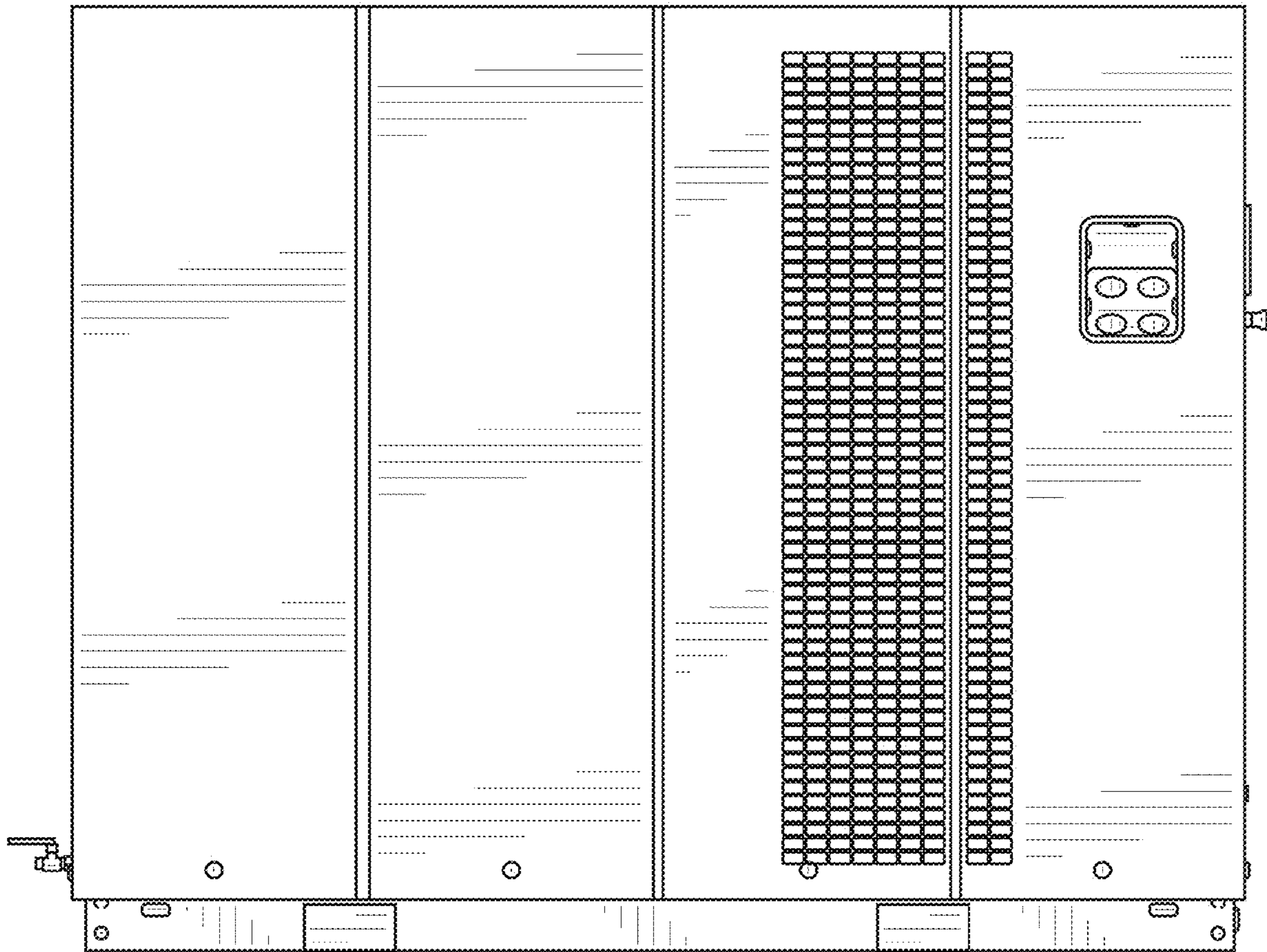
**FIG. 2**



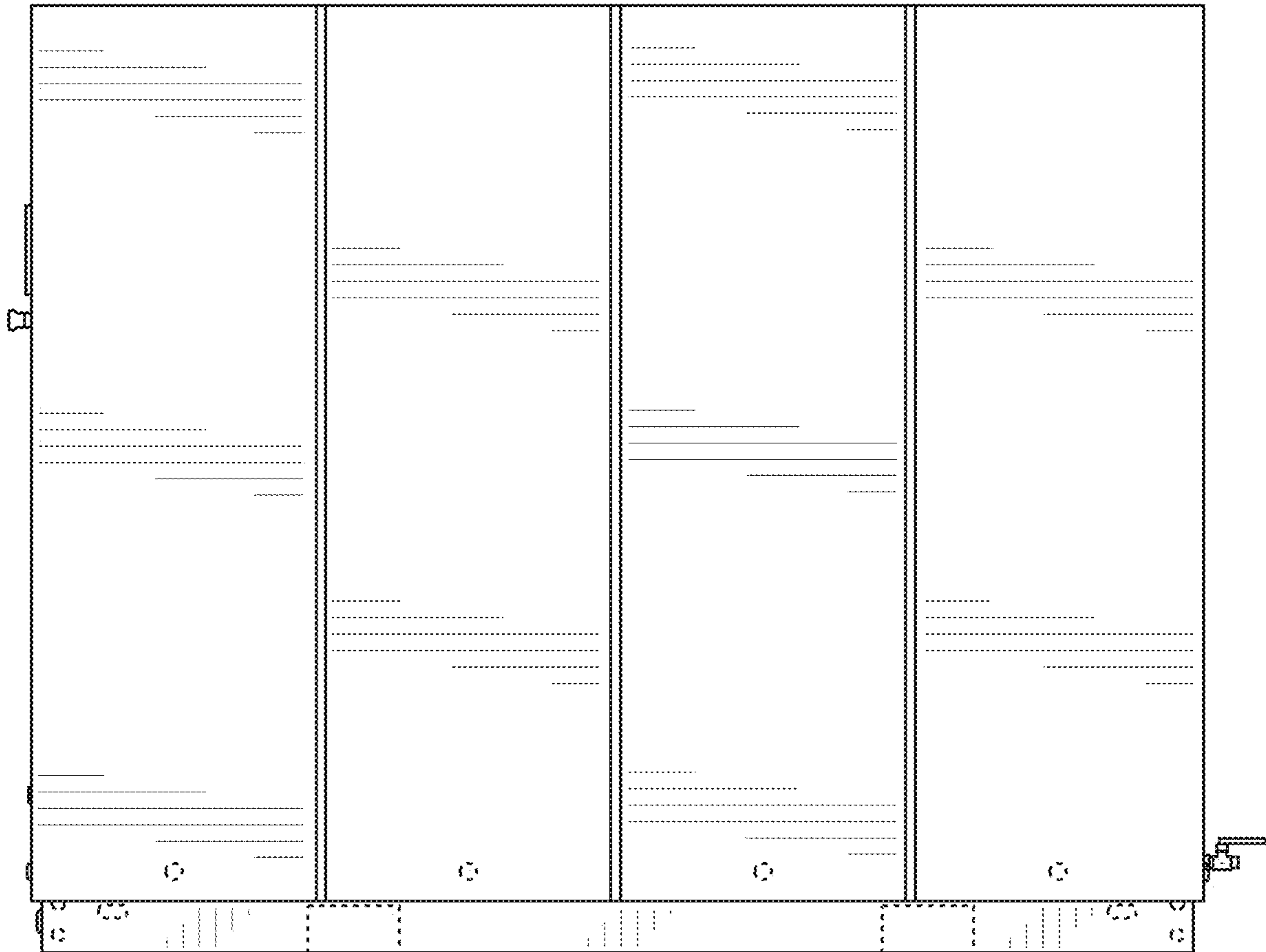
**FIG. 3**



**FIG. 4**



**FIG. 5**



**FIG. 6**