



US00D883326S

(12) **United States Design Patent** (10) **Patent No.:** **US D883,326 S**
Wu et al. (45) **Date of Patent:** **** May 5, 2020**

(54) **DISPLAY SCREEN OR PORTION THEREOF WITH GRAPHICAL USE INTERFACE**

D606,081 S * 12/2009 Parker D14/485
D606,082 S * 12/2009 Parker D14/485
D606,083 S * 12/2009 Parker D14/485
D606,089 S * 12/2009 Lal D14/488

(71) Applicant: **International Business Machines Corporation**, Armonk, NY (US)

(Continued)

(72) Inventors: **Wilson L. Wu**, Arcadia, CA (US); **Dogukan Erenel**, Round Rock, TX (US); **Ajiemar D. Santiago**, Volente, TX (US); **Richard O. Lyle**, Cedar Park, TX (US)

Primary Examiner — Darlington Ly

(74) *Attorney, Agent, or Firm* — Fross Zelnick Lehrman & Zissu, P.C.; Charles T. J. Weigell

(73) Assignee: **International Business Machines Corporation**, Armonk, NY (US)

(57) **CLAIM**

The ornamental design for display screen or portion thereof with graphical use interface, as shown and described.

(**) Term: **15 Years**

(21) Appl. No.: **29/668,112**

(22) Filed: **Oct. 26, 2018**

DESCRIPTION

Related U.S. Application Data

(62) Division of application No. 29/581,823, filed on Oct. 21, 2016, now Pat. No. Des. 836,670.

(51) **LOC (12) Cl.** **14-04**

(52) **U.S. Cl.**
USPC **D14/489**

(58) **Field of Classification Search**
USPC D14/485-495; D18/26, 31, 32, 33; D20/11, 12, 23, 24, 25, 29, 30, 31, 32, D20/36, 37, 38
CPC G06F 3/048; G06F 3/0481; G06F 3/0482; G06F 3/04817; G06F 3/04812
See application file for complete search history.

The patent or application file contains at least one drawing executed in color. Copies of this patent or patent application publication with color drawing(s) will be provided by the Office upon request and payment of the necessary fee.

FIG. 1 is a front view of a display screen or portion thereof with graphical user interface showing our new design in accordance to a first embodiment;

FIG. 2 is a front view thereof in accordance to a second embodiment;

FIG. 3 is a front view thereof in accordance to a third embodiment;

FIG. 4 is a front view thereof in accordance to a fourth embodiment;

FIG. 5 is a front view thereof in accordance to a fifth embodiment;

FIG. 6 is a front view thereof in accordance to a sixth embodiment;

FIG. 7 is a front view thereof in accordance to a seventh embodiment; and,

FIG. 8 is a front view thereof in accordance to a eighth embodiment.


The broken line showing the display screen or portions thereof do not form part of the claimed design.

(56) **References Cited**

U.S. PATENT DOCUMENTS

4,673,185 A * 6/1987 Morley, Jr. A63F 9/20
273/294
D456,028 S * 4/2002 Sakata D14/488

1 Claim, 8 Drawing Sheets
(8 of 8 Drawing Sheet(s) Filed in Color)



(56)

References Cited

U.S. PATENT DOCUMENTS

D614,645	S	*	4/2010	Kristensson	D14/487
D622,733	S	*	8/2010	Lal	D14/488
D628,580	S	*	12/2010	Pearson	D14/488
D697,073	S	*	1/2014	Andersson	D14/485
D712,909	S	*	9/2014	Francisco	D14/485
D713,410	S	*	9/2014	Francisco	D14/485
D723,060	S	*	2/2015	Daniel	D14/492
D740,317	S	*	10/2015	Seo	D14/489
D749,630	S	*	2/2016	Hwang	D14/489
D752,084	S	*	3/2016	Xie	D14/487
D772,896	S	*	11/2016	Kim	D14/485
D772,928	S	*	11/2016	Montes	D14/489
D772,929	S	*	11/2016	Montes	D14/488
D774,086	S	*	12/2016	Montes	D14/489
D775,150	S	*	12/2016	Butcher	D14/485
D775,198	S	*	12/2016	Montes	D14/489
D776,682	S	*	1/2017	Kim	D14/485
D791,782	S	*	7/2017	Evans	D14/485
D792,436	S	*	7/2017	Lindner Landerstam	...	D14/486
D819,655	S	*	6/2018	Norris	D14/485
2015/0261412	A1	*	9/2015	Guillama	G06F 3/04817 715/835

* cited by examiner




FIG.1




FIG.2



FIG.3




FIG.4




FIG.5



FIG.6




FIG.7




FIG.8