



US00D883325S

(12) **United States Design Patent**  
**Wu et al.**

(10) **Patent No.:** **US D883,325 S**

(45) **Date of Patent:** **\*\* May 5, 2020**

(54) **DISPLAY SCREEN OR PORTION THEREOF WITH GRAPHICAL USE INTERFACE**

(71) Applicant: **International Business Machines Corporation**, Armonk, NY (US)

(72) Inventors: **Wilson L. Wu**, Arcadia, CA (US); **Dogukan Erenel**, Round Rock, TX (US); **Ajiemar D. Santiago**, Volente, TX (US); **Richard O. Lyle**, Cedar Park, TX (US)

(73) Assignee: **International Business Machines Corporation**, Armonk, NY (US)

(\*\*) Term: **15 Years**

(21) Appl. No.: **29/668,110**

(22) Filed: **Oct. 26, 2018**

**Related U.S. Application Data**

(62) Division of application No. 29/581,823, filed on Oct. 21, 2016, now Pat. No. Des. 836,670.

(51) **LOC (12) Cl.** ..... **14-04**

(52) **U.S. Cl.**  
USPC ..... **D14/489**

(58) **Field of Classification Search**  
USPC ..... D14/485-495; D18/26, 31, 32, 33;  
D20/11, 12, 23, 24, 25, 29, 30, 31, 32,  
D20/36, 37, 38  
CPC ..... G06F 3/048; G06F 3/0481; G06F 3/0482;  
G06F 3/04817; G06F 3/04812  
See application file for complete search history.

(56) **References Cited**

**U.S. PATENT DOCUMENTS**

4,673,185 A \* 6/1987 Morley, Jr. .... A63F 9/20  
273/294  
D456,028 S \* 4/2002 Sakata ..... D14/488

D606,081 S \* 12/2009 Parker ..... D14/485  
D606,082 S \* 12/2009 Parker ..... D14/485  
D606,083 S \* 12/2009 Parker ..... D14/485  
D606,089 S \* 12/2009 Lal ..... D14/488  
D614,645 S \* 4/2010 Kristensson ..... D14/487  
D622,733 S \* 8/2010 Lal ..... D14/488  
D628,580 S \* 12/2010 Pearson ..... D14/488  
D697,073 S \* 1/2014 Andersson ..... D14/485  
D712,909 S \* 9/2014 Francisco ..... D14/485

(Continued)

*Primary Examiner* — Darlington Ly

(74) *Attorney, Agent, or Firm* — Fross Zelnick Lehrman & Zissu, P.C.; Charles T. J. Weigell

(57) **CLAIM**

The ornamental design for display screen or portion thereof with graphical use interface, as shown and described.

**DESCRIPTION**

The patent or application file contains at least one drawing executed in color. Copies of this patent or patent application publication with color drawing(s) will be provided by the Office upon request and payment of the necessary fee.

FIG. 1 is a front view of a display screen or portion thereof with graphical user interface showing our new design in accordance to a first embodiment;

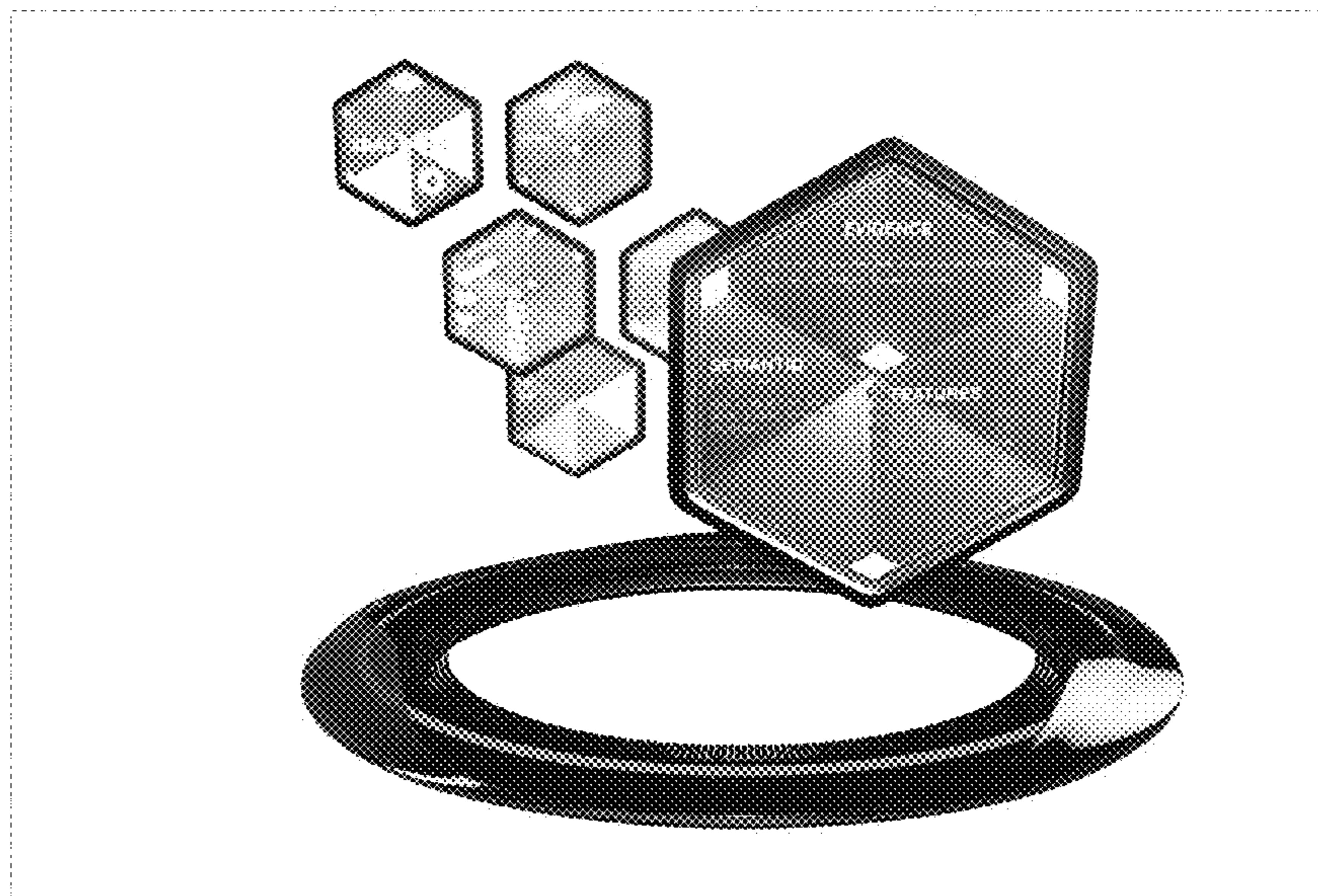
FIG. 2 is a front view thereof in accordance to a second embodiment; and,

FIG. 3 is a front view thereof in accordance to a third embodiment.

The broken line showing the display screen or portions thereof do not form part of the claimed design.

It is to be understood that the hexagonal interface surface areas will display various content, matter and information, and that these displays, including the information and content currently displayed in the drawings in this application, form no part of the claimed design.

**1 Claim, 3 Drawing Sheets**  
**(3 of 3 Drawing Sheet(s) Filed in Color)**



(56)

**References Cited**

U.S. PATENT DOCUMENTS

D713,410	S	*	9/2014	Francisco	.....	D14/485
D723,060	S	*	2/2015	Daniel	.....	D14/492
D740,317	S	*	10/2015	Seo	.....	D14/489
D749,630	S	*	2/2016	Hwang	.....	D14/489
D752,084	S	*	3/2016	Xie	.....	D14/487
D772,896	S	*	11/2016	Kim	.....	D14/485
D772,928	S	*	11/2016	Montes	.....	D14/489
D772,929	S	*	11/2016	Montes	.....	D14/488
D774,086	S	*	12/2016	Montes	.....	D14/489
D775,150	S	*	12/2016	Butcher	.....	D14/485
D775,198	S	*	12/2016	Montes	.....	D14/489
D776,682	S	*	1/2017	Kim	.....	D14/485
D791,782	S	*	7/2017	Evans	.....	D14/485
D792,436	S	*	7/2017	Lindner Landerstam	...	D14/486
D819,655	S	*	6/2018	Norris	.....	D14/485
2015/0261412	A1	*	9/2015	Guillama	.....	G06F 3/04817 715/835

\* cited by examiner




FIG.1

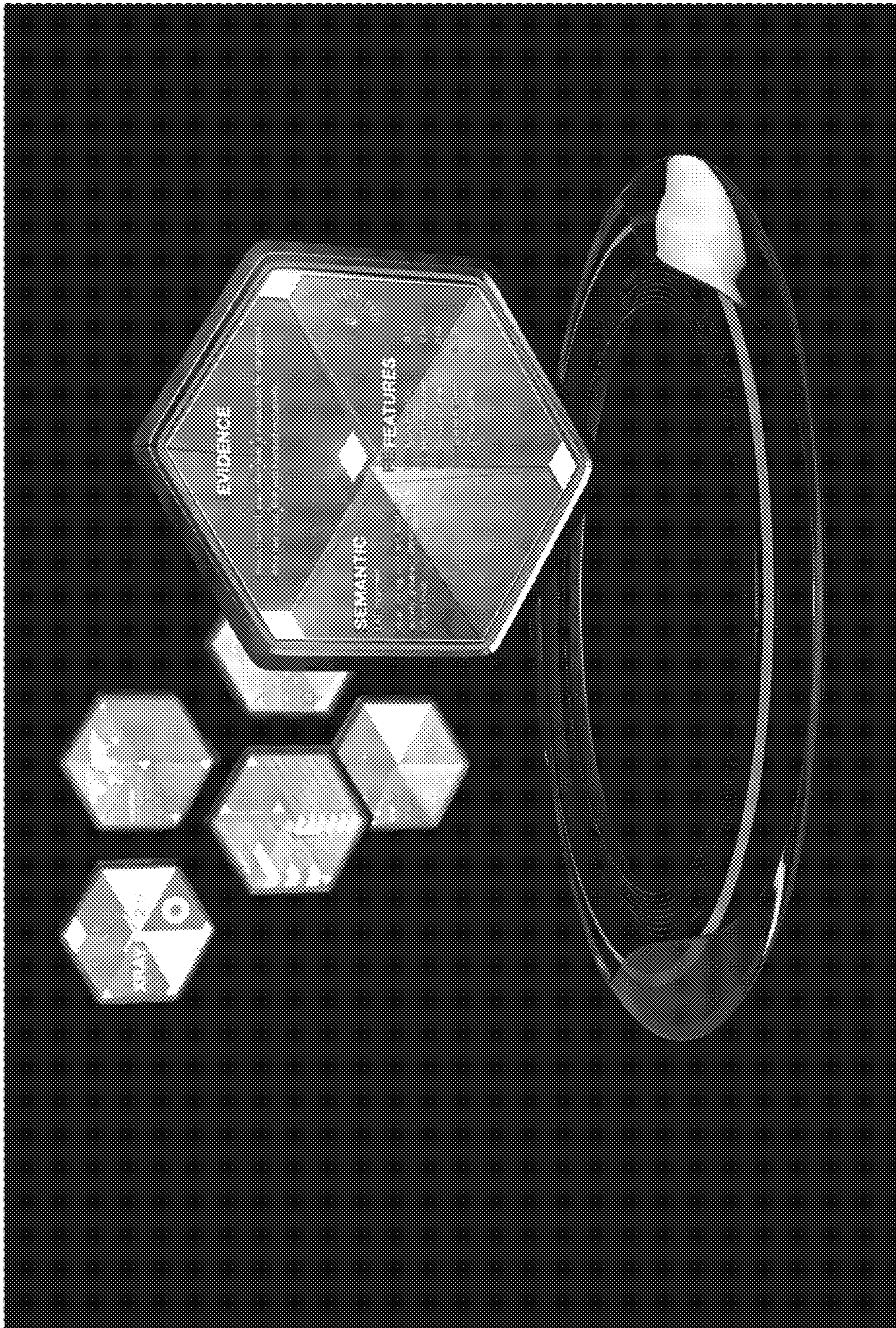


FIG.2



FIG.3