



US00D883315S

(12) **United States Design Patent** (10) **Patent No.:** **US D883,315 S**  
**Nair** (45) **Date of Patent:** **\*\* May 5, 2020**

(54) **DISPLAY SCREEN OR PORTION THEREOF WITH A GRAPHICAL USER INTERFACE**

(71) Applicant: **Vinay Nair**, New York, NY (US)

(72) Inventor: **Vinay Nair**, New York, NY (US)

(\*\*) Term: **15 Years**

(21) Appl. No.: **29/684,835**

(22) Filed: **Mar. 25, 2019**

(51) **LOC (12) Cl.** ..... **14-04**

(52) **U.S. Cl.**  
USPC ..... **D14/486**

(58) **Field of Classification Search**  
USPC ..... D14/485-495  
CPC ..... G06F 17/3005; G06F 17/30112; G06F 17/30716; G06F 3/0482; H04N 1/00408; H04N 1/00437

See application file for complete search history.

(56) **References Cited**

**U.S. PATENT DOCUMENTS**

D618,696 S *	6/2010	Woods	.....	D14/486
D658,667 S *	5/2012	Cho	.....	D14/486
8,194,136 B1 *	6/2012	Askey	..... G01M 11/0264 348/175	
D760,248 S *	6/2016	Suarez	.....	D14/485
D768,157 S *	10/2016	Ball	.....	D14/486
D772,252 S *	11/2016	Myers	.....	D14/486
D773,491 S *	12/2016	Ahdritz	.....	D14/486
D785,008 S *	4/2017	Lim	.....	D14/485
D791,803 S *	7/2017	Lee	.....	D14/486
D805,525 S *	12/2017	Dascola	.....	D14/485
D812,628 S *	3/2018	Okado	.....	D14/486
D838,734 S *	1/2019	Kruse	.....	D14/486
D842,869 S *	3/2019	Ebler	.....	D14/485
D843,387 S *	3/2019	Yuguchi	.....	D14/485
D846,583 S *	4/2019	Martin	.....	D14/486
D847,187 S *	4/2019	Shinozuka	.....	D14/486
D849,032 S *	5/2019	Mokwunye	.....	D14/486

(Continued)

**OTHER PUBLICATIONS**

Is Fidelity Good for Beginners?, posted at Brokerage Review, posting date Feb. 6, 2018. Site visited Feb. 3, 2020. URL: <http://web.archive.org/web/20180206095354/https://www.brokerage-review.com/discount-broker/invest/is-fidelity-good-forbeginners.aspx> (Year: 2018).\*

(Continued)

*Primary Examiner* — Kevin K Rudzinski

*Assistant Examiner* — Kathleen L Jones

(74) *Attorney, Agent, or Firm* — Amster, Rothstein & Ebenstein LLP

(57) **CLAIM**

The ornamental design for a display screen or portion thereof with a graphical user interface, as shown and described.

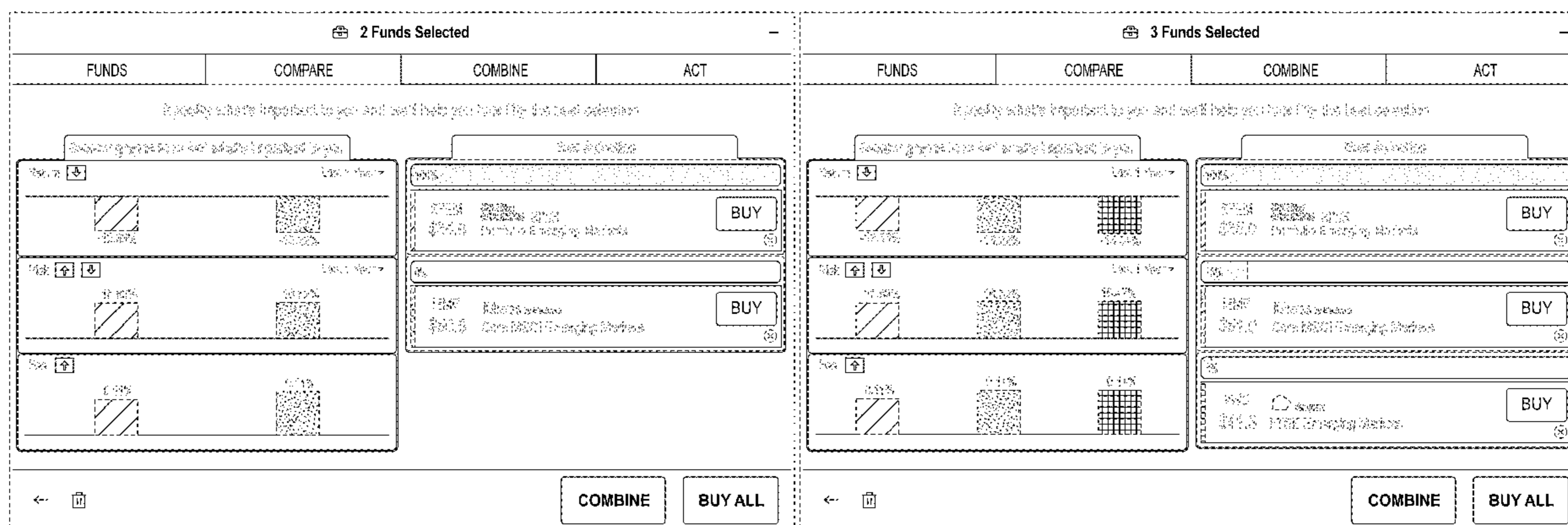
**DESCRIPTION**

FIG. 1 is a front view of a display screen or portion thereof with a graphical user interface showing my new design; FIG. 2 is front view of a second embodiment of a display screen or portion thereof with a graphical user interface showing my new design; and,

FIG. 3 is a front view of a third embodiment of a display screen or portion thereof with a graphical user interface showing my new design.

The outermost broken lines in the drawings illustrate the border of the display screen or portion thereof and form no part of the claimed design. The remaining broken lines shown within the display screen or portion thereof, including broken lines within the graphs and charts and the broken line indicia, form no part of the claimed design. The stippling and cross-hatching in the drawings are intended to show distinct elements of the graphical user interface and form part of the claimed design.

**1 Claim, 3 Drawing Sheets**



(56)

**References Cited**

U.S. PATENT DOCUMENTS

D857,043 S \* 8/2019 Shinozuka ..... D14/486  
D872,115 S \* 1/2020 Azzi ..... D14/486  
10,545,977 B2 \* 1/2020 Stolte ..... G06F 16/2282  
2008/0016555 A1 \* 1/2008 Krane ..... G06F 3/0481  
726/5  
2016/0231900 A1 \* 8/2016 Meaney ..... G06F 16/954  
2017/0212668 A1 \* 7/2017 Shah ..... G06F 3/04847  
2019/0095508 A1 \* 3/2019 Cannon ..... G06F 17/30  
2019/0102719 A1 \* 4/2019 Singh ..... G06Q 10/06393  
2019/0354274 A1 \* 11/2019 Probetts ..... G06Q 40/06

OTHER PUBLICATIONS

Spencer, Andrew, Yo Portfolios, posted at dribbble, posting date Oct. 2, 2017. Site visited Feb. 3, 2020. URL: <<https://dribbble.com/shots/3844585-Yo-Portfolio-Buttons>> (Year: 2017).\*

\* cited by examiner

📁 2 Funds Selected

—

FUNDS

COMPARE

COMBINE

ACT

Specify what's important to you and we'll help you identify the best selection

Reorder graphs to reflect what's important to you

Return ↓ Last 1 Year ▾

Risk ↑ ↓ Last 1 Year ▾

Fee ↑ Last 1 Year ▾

Best Selection

100%

SPEN SPINVT SPDR

\$34.0 Portfolio Emerging Markets

BUY

0%

WENG iShares by iM

\$50.0 Core MSCI Emerging Markets

BUY

←

COMBINE

BUY ALL

FIG. 1

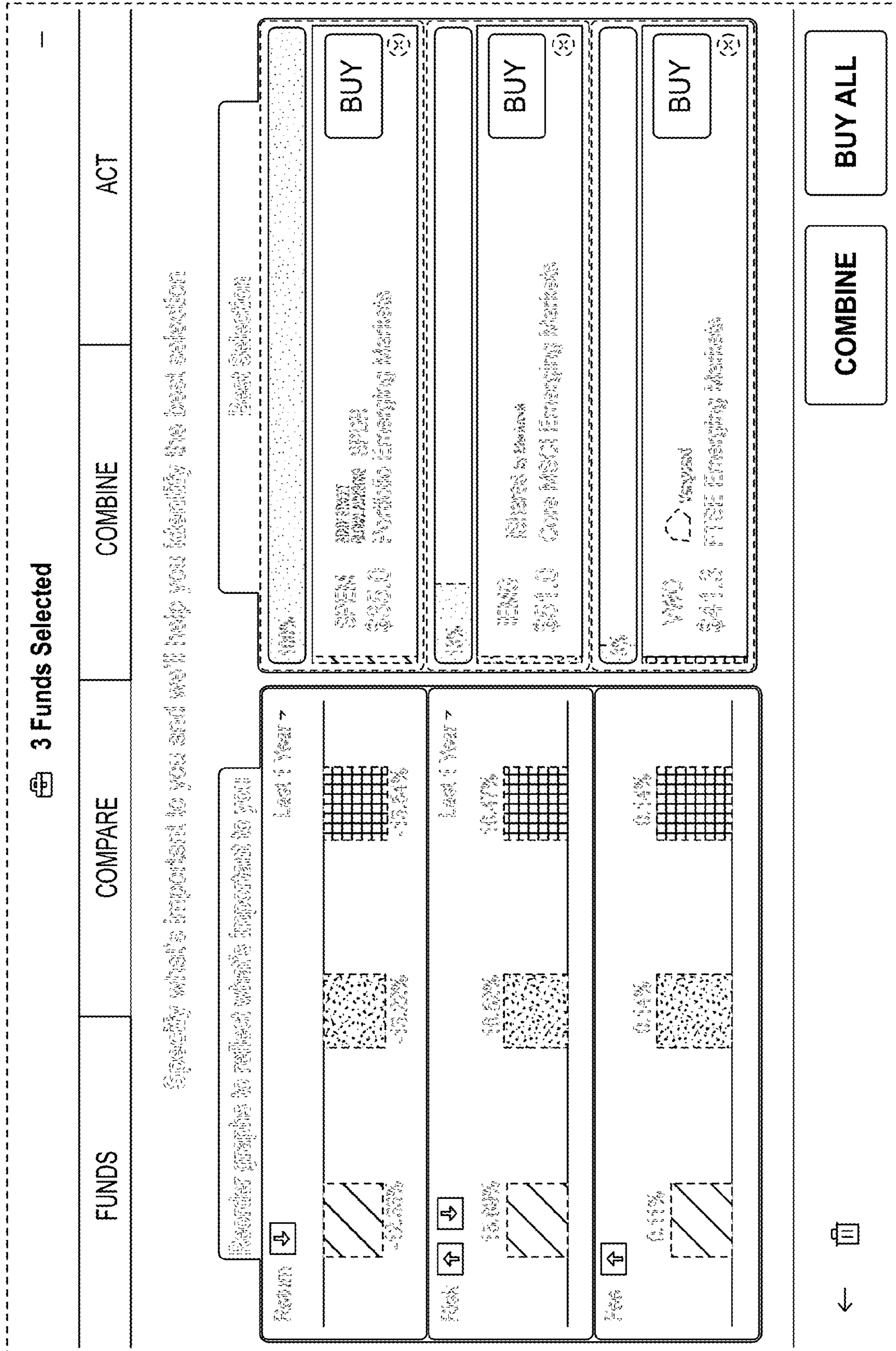


FIG. 2

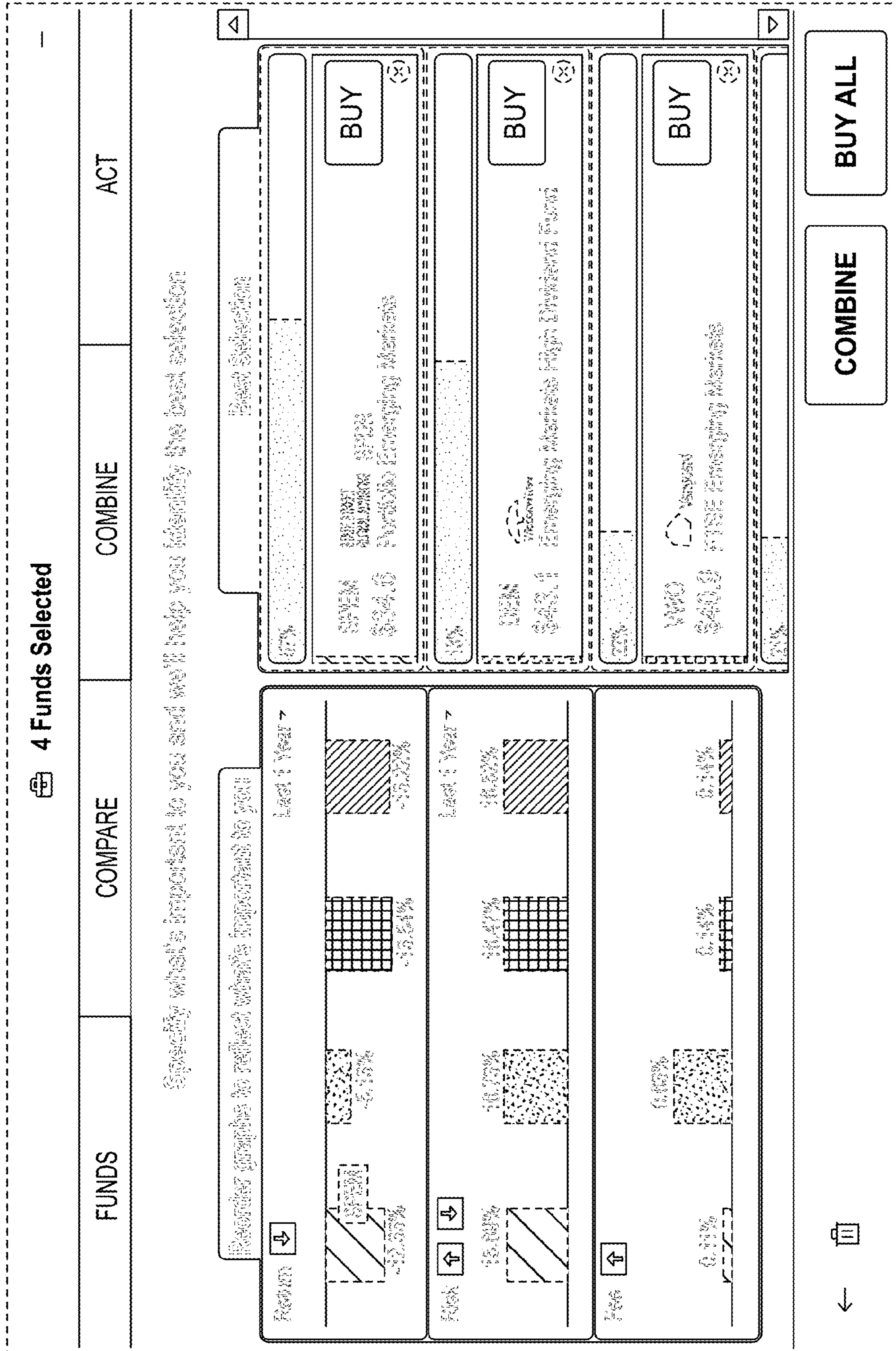


FIG. 3