



US00D883306S

(12) **United States Design Patent** (10) **Patent No.:** **US D883,306 S**
Chae et al. (45) **Date of Patent:** **** May 5, 2020**

- (54) **MOBILE PHONE WITH GRAPHICAL USER INTERFACE** D735,234 S * 7/2015 Chae D14/487
- D736,247 S * 8/2015 Chen D14/488
- D737,836 S * 9/2015 Jung D14/486
- (71) Applicant: **Samsung Electronics Co., Ltd.,** D738,392 S * 9/2015 Shin D14/486
- Suwon-si (KR) D739,412 S * 9/2015 Shin D14/485
- (72) Inventors: **Eun Sun Chae, Seoul (KR); Minsoo** D739,413 S * 9/2015 Shin D14/485
- Kwon, Seoul (KR); Aejung Seo, Seoul** D739,880 S * 9/2015 Robertson D14/494
- (KR)** D740,774 S * 10/2015 Im D14/138 G
- D740,833 S * 10/2015 Bae D14/485
- (73) Assignee: **SAMSUNG ELECTRONICS CO.,** D741,359 S * 10/2015 Ji-Hye D14/488
- LTD., Suwon-si (KR)** D742,395 S * 11/2015 BianRosa D14/486
- D743,971 S * 11/2015 Bickel D14/485

(Continued)

(**) Term: **15 Years**

FOREIGN PATENT DOCUMENTS

(21) Appl. No.: **29/689,741**

CN 303190410 S 4/2015
CN 303198198 S 5/2015

(22) Filed: **May 1, 2019**

(Continued)

Related U.S. Application Data

Primary Examiner — Daniel J Domino

(62) Division of application No. 29/603,896, filed on May 12, 2017.

(74) *Attorney, Agent, or Firm* — McAndrews Held & Malloy, Ltd.

(30) **Foreign Application Priority Data**

(57) **CLAIM**

Feb. 22, 2017 (KR) 30-2017-0008420

The ornamental design for a mobile phone with graphical user interface, as shown and described.

(51) **LOC (12) Cl.** **14-04**

DESCRIPTION

(52) **U.S. Cl.**
USPC **D14/485; D14/138 R**

(58) **Field of Classification Search**
USPC D14/485–495, 137–138 G
CPC G06F 3/048; G06F 3/0481; G06F 3/0482;
G06F 3/04842; G06F 3/04847; G06F
3/0485; G06F 1/1692; G06F 2203/04806
See application file for complete search history.

FIG. 1 is a front perspective view of a mobile phone with graphical user interface showing our new design;
FIG. 2 is a front elevation view thereof;
FIG. 3 is a left side elevation view thereof;
FIG. 4 is a right side elevation view thereof;
FIG. 5 is a rear elevation view thereof;
FIG. 6 is a top plan view thereof; and,
FIG. 7 is a bottom plan view thereof.

(56) **References Cited**

The broken lines in the figures depict portions of the mobile phone with graphical user interface that form no part of the claimed design.

U.S. PATENT DOCUMENTS

D725,065 S * 3/2015 Chung D14/138 G
D726,736 S * 4/2015 Smirin G06F 3/04817
D14/485

1 Claim, 7 Drawing Sheets

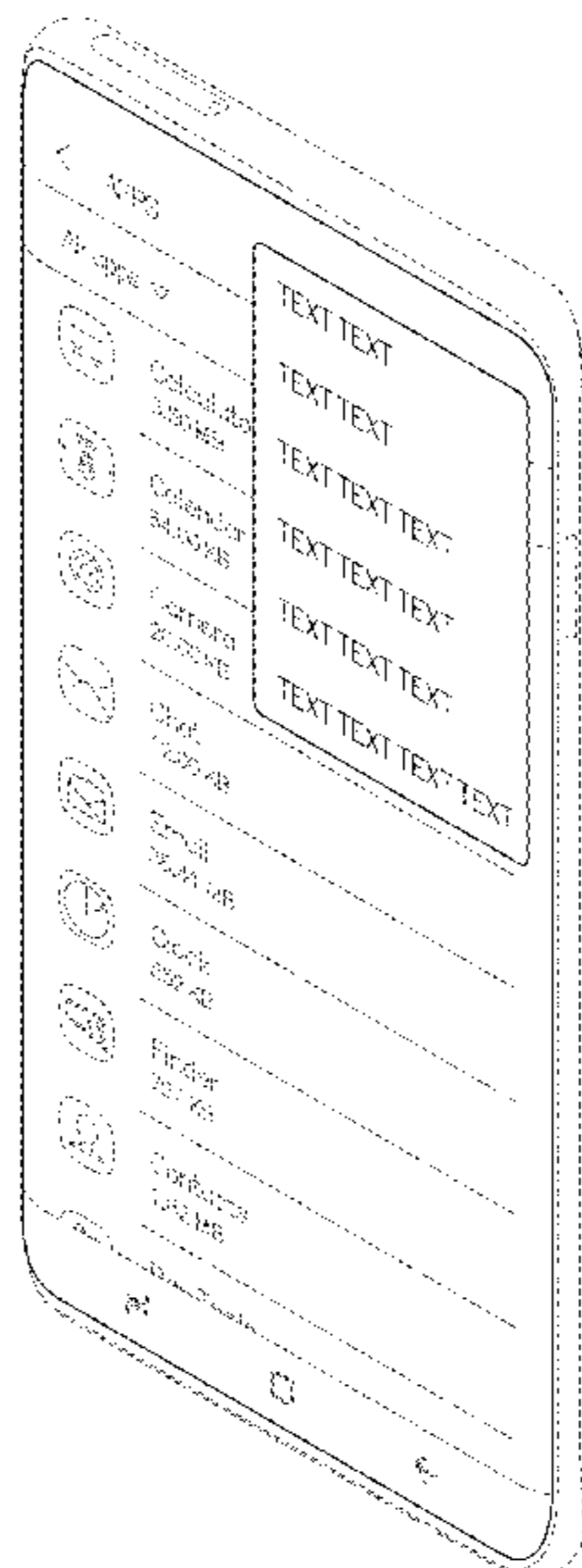


FIG. 1

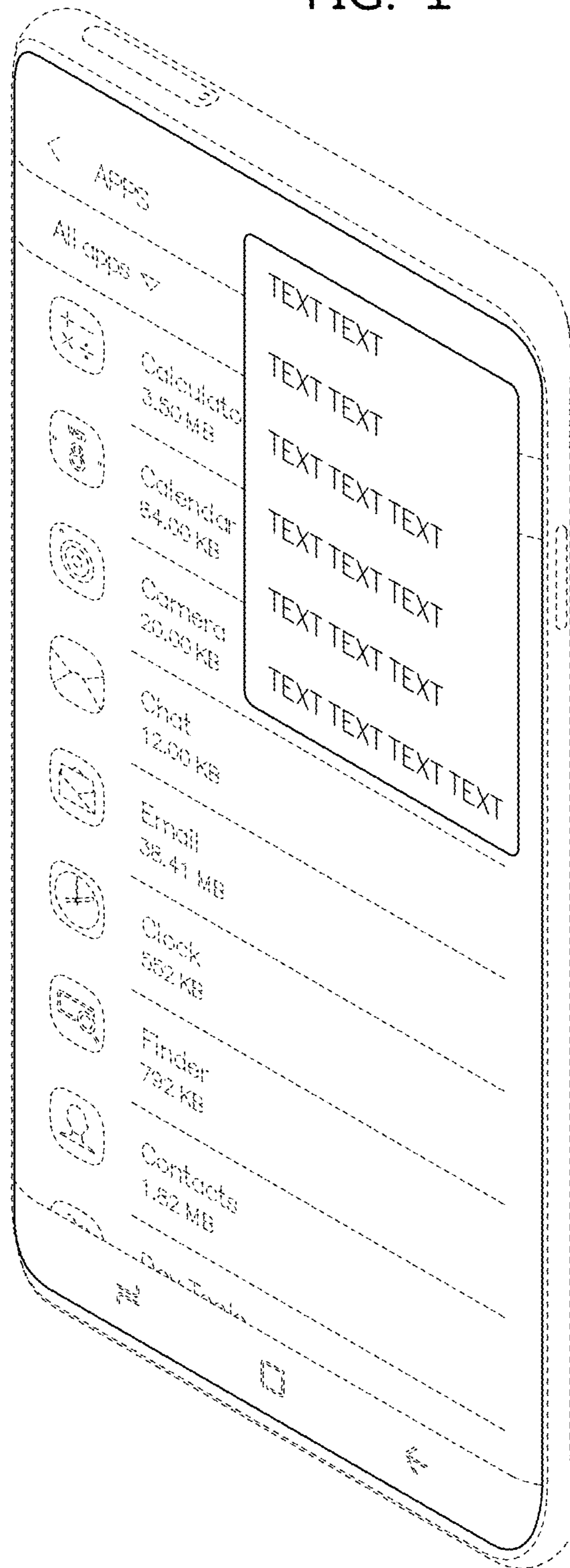


FIG. 2

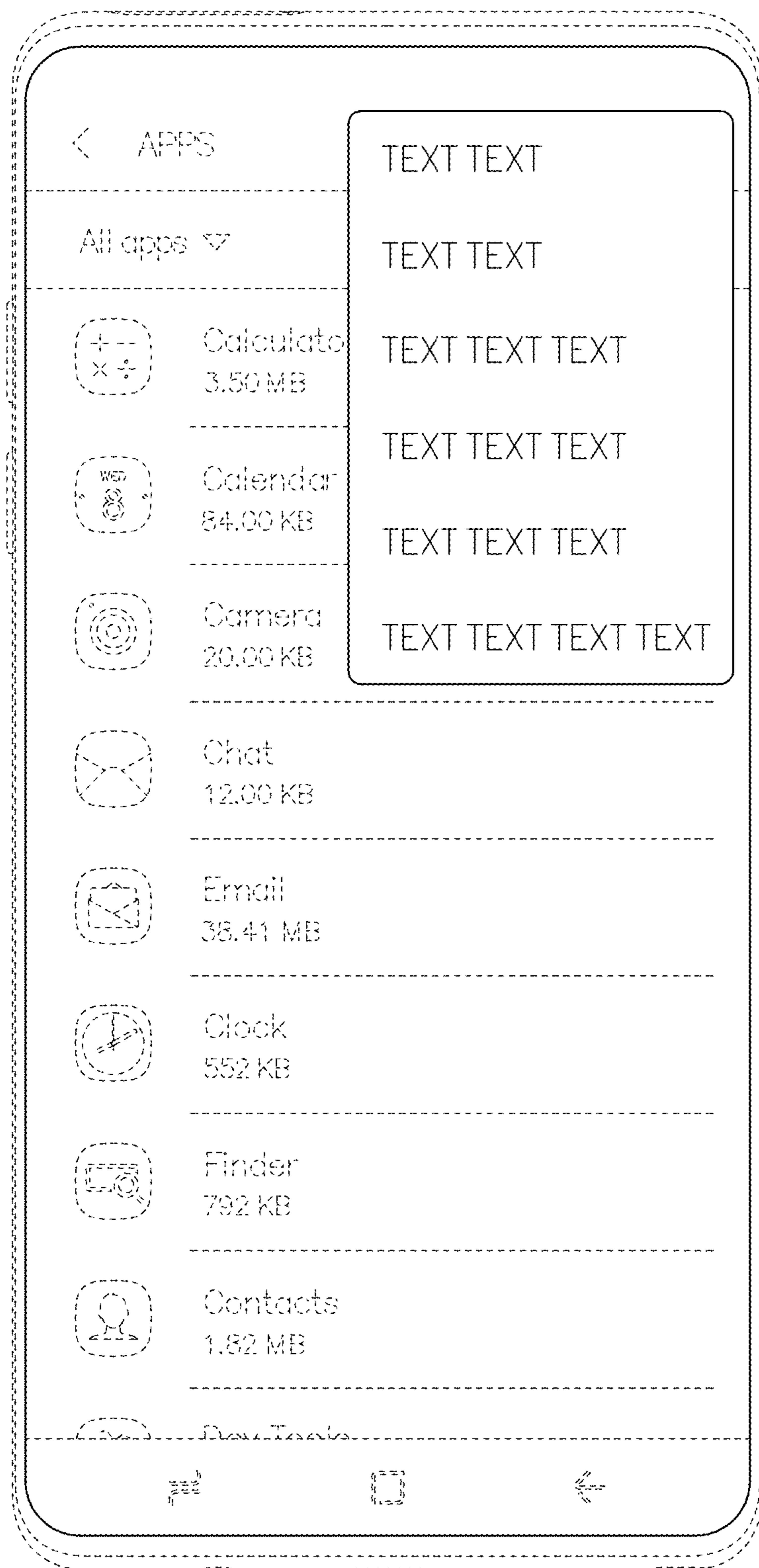


FIG. 3

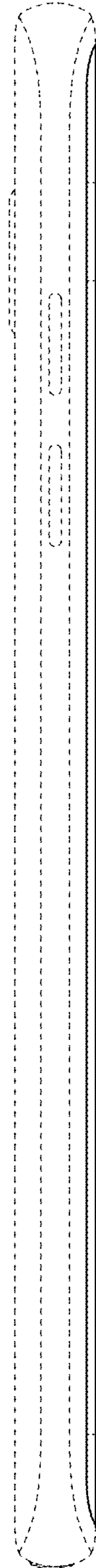


FIG. 4




FIG. 5




FIG. 6




FIG. 7

