



US00D883213S

(12) **United States Design Patent** (10) **Patent No.:** **US D883,213 S**
Chuang et al. (45) **Date of Patent:** **** May 5, 2020**

(54) **HANDLE OF AN ELECTRIC ENERGY STORAGE DEVICE**

(71) Applicant: **KWANG YANG MOTOR CO., LTD.**,
Kaohsiung (TW)

(72) Inventors: **Ping-Huan Chuang**, Kaohsiung (TW);
Yu-Jiun Tsai, Kaohsiung (TW)

(73) Assignee: **KWANG YANG MOTOR CO., LTD.**,
Kaohsiung (TW)

(**) Term: **15 Years**

(21) Appl. No.: **29/655,511**

(22) Filed: **Jul. 4, 2018**

(30) **Foreign Application Priority Data**

Jan. 31, 2018 (TW) 107300640

(51) **LOC (12) Cl.** **13-02**

(52) **U.S. Cl.**
USPC **D13/119**

(58) **Field of Classification Search**
USPC D13/101, 103, 106, 116, 118, 119, 122,
D13/184, 199; D8/310, 314, 315, 317,
D8/318, 319

CPC H01M 2/0242; H01M 2/1005; H01M
2/1072; B65D 25/30; B65D 25/32; B65D
25/2882; H02M 2001/0067

See application file for complete search history.

(56) **References Cited**

U.S. PATENT DOCUMENTS

4,562,128 A *	12/1985	Humphreys	H01M 2/0242 429/148
D294,484 S *	3/1988	Kellett	D13/106
D533,432 S *	12/2006	Schats	D8/315
D726,108 S *	4/2015	Medeiros	D13/119
D747,171 S *	1/2016	Linares	D8/315

* cited by examiner

Primary Examiner — Derrick E Holland

(74) *Attorney, Agent, or Firm* — Leong C. Lei

(57) **CLAIM**

The ornamental design for a handle of an electric energy storage device, as shown and described.

DESCRIPTION

FIG. 1 is a perspective view of a handle of an electric energy storage device showing the new design in environmental use;

FIG. 2 is a bottom perspective view thereof;

FIG. 3 is a left side elevational view thereof;

FIG. 4 is a right side elevational view thereof;

FIG. 5 is a front elevational view thereof;


FIG. 6 is a rear elevational view thereof;

FIG. 7 is a top plan view thereof; and,

FIG. 8 is a bottom plan view thereof.

The broken lines represent environmental structure and form no part of the claimed design.

1 Claim, 8 Drawing Sheets






FIG.1




FIG.2




FIG.3



FIG.4




FIG.5




FIG.6

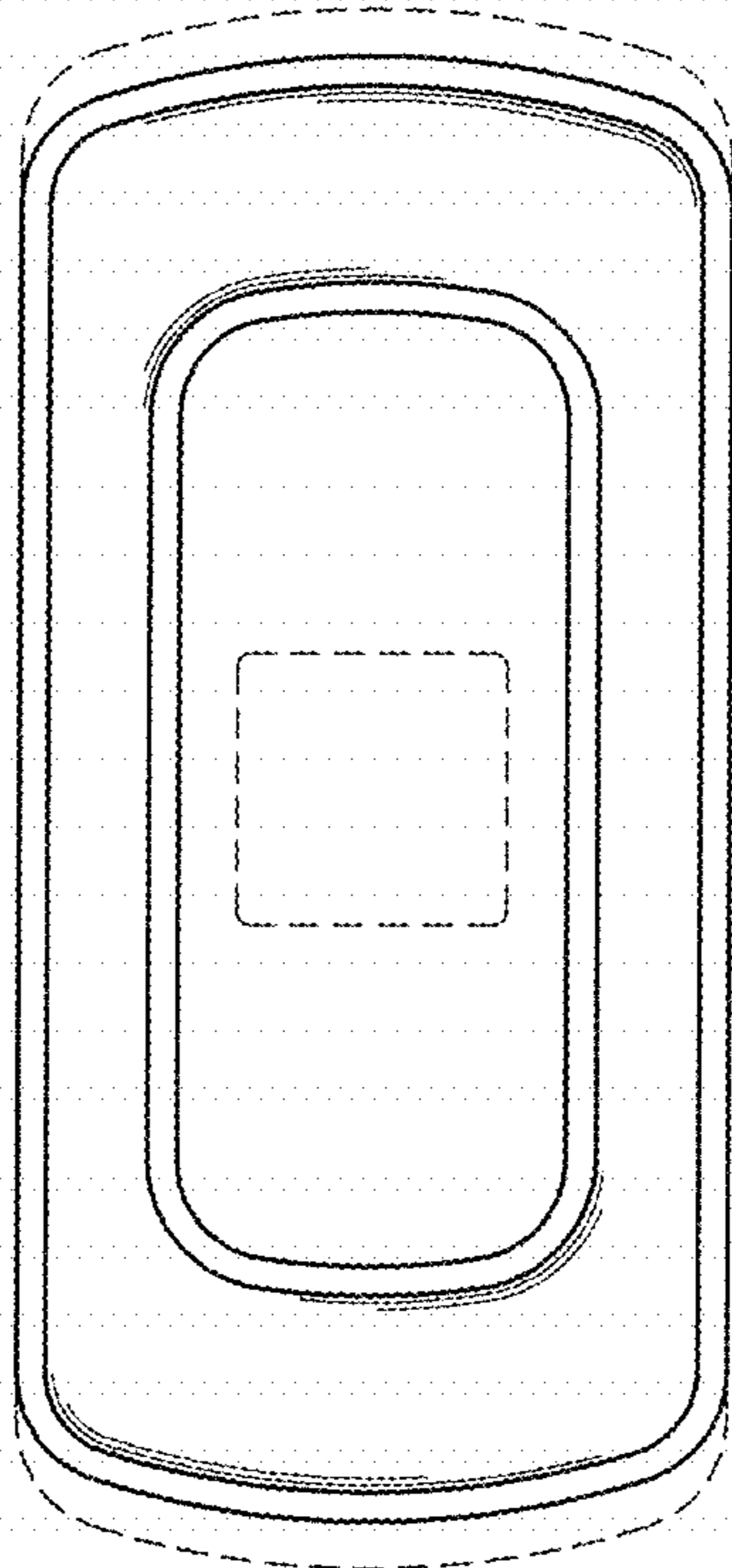


FIG. 7

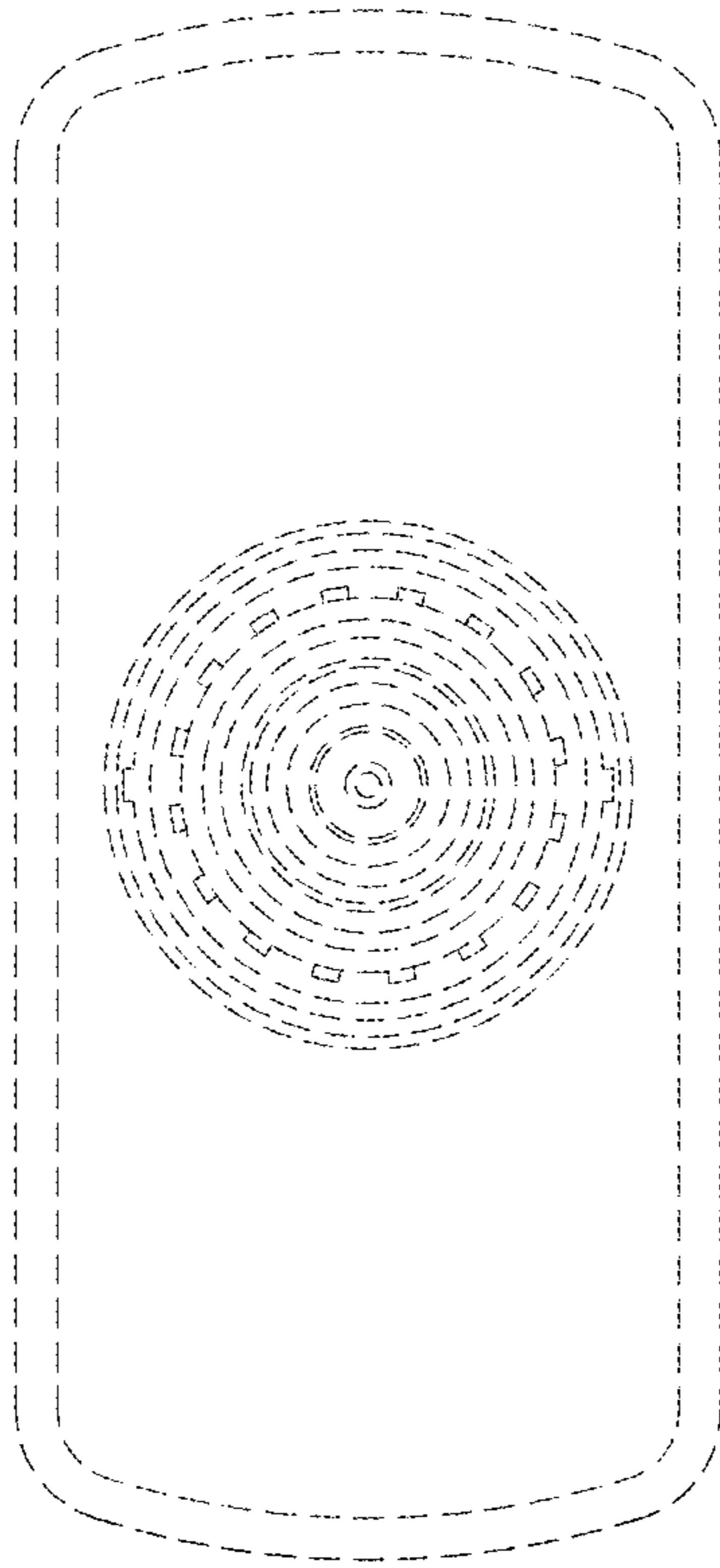


FIG.8