



US00D883212S

(12) **United States Design Patent**  
**Chuang et al.**

(10) **Patent No.:** **US D883,212 S**

(45) **Date of Patent:** **\*\* May 5, 2020**

(54) **HANDLE OF AN ELECTRIC ENERGY STORAGE DEVICE**

(71) Applicant: **KWANG YANG MOTOR CO., LTD.**,  
Kaohsiung (TW)

(72) Inventors: **Ping-Huan Chuang**, Kaohsiung (TW);  
**Yu-Jiun Tsai**, Kaohsiung (TW)

(73) Assignee: **KWANG YANG MOTOR CO., LTD.**,  
Kaohsiung (TW)

(\*\*) Term: **15 Years**

(21) Appl. No.: **29/655,510**

(22) Filed: **Jul. 4, 2018**

(30) **Foreign Application Priority Data**

Jan. 31, 2018 (TW) ..... 107300641

(51) **LOC (12) Cl.** ..... **13-02**

(52) **U.S. Cl.**  
USPC ..... **D13/119**

(58) **Field of Classification Search**  
USPC ..... D13/101, 103, 106, 116, 118, 119, 122,  
D13/184, 199; D8/310, 314, 315, 317,  
D8/318, 319

CPC ..... H01M 2/0242; H01M 2/1005; H01M  
2/1072; B65D 25/30; B65D 25/32; B65D  
25/2882; H02M 2001/0067

See application file for complete search history.

(56) **References Cited**

U.S. PATENT DOCUMENTS

4,562,128 A \* 12/1985 Humphreys ..... H01M 2/0242  
429/148  
D294,484 S \* 3/1988 Kellett ..... D13/106  
D533,432 S \* 12/2006 Schats ..... D8/315  
D726,108 S \* 4/2015 Medeiros ..... D13/119  
D747,171 S \* 1/2016 Linares ..... D8/315

\* cited by examiner

*Primary Examiner* — Derrick E Holland

(74) *Attorney, Agent, or Firm* — Leong C. Lei

(57) **CLAIM**

The ornamental design for a handle of an electric energy storage device, as shown and described.

**DESCRIPTION**

FIG. 1 is a perspective view of a handle of an electric energy storage device showing the new design in environmental use;

FIG. 2 is a bottom perspective view thereof;

FIG. 3 is a left side elevational view thereof;

FIG. 4 is a right side elevational view thereof;

FIG. 5 is a front elevational view thereof;

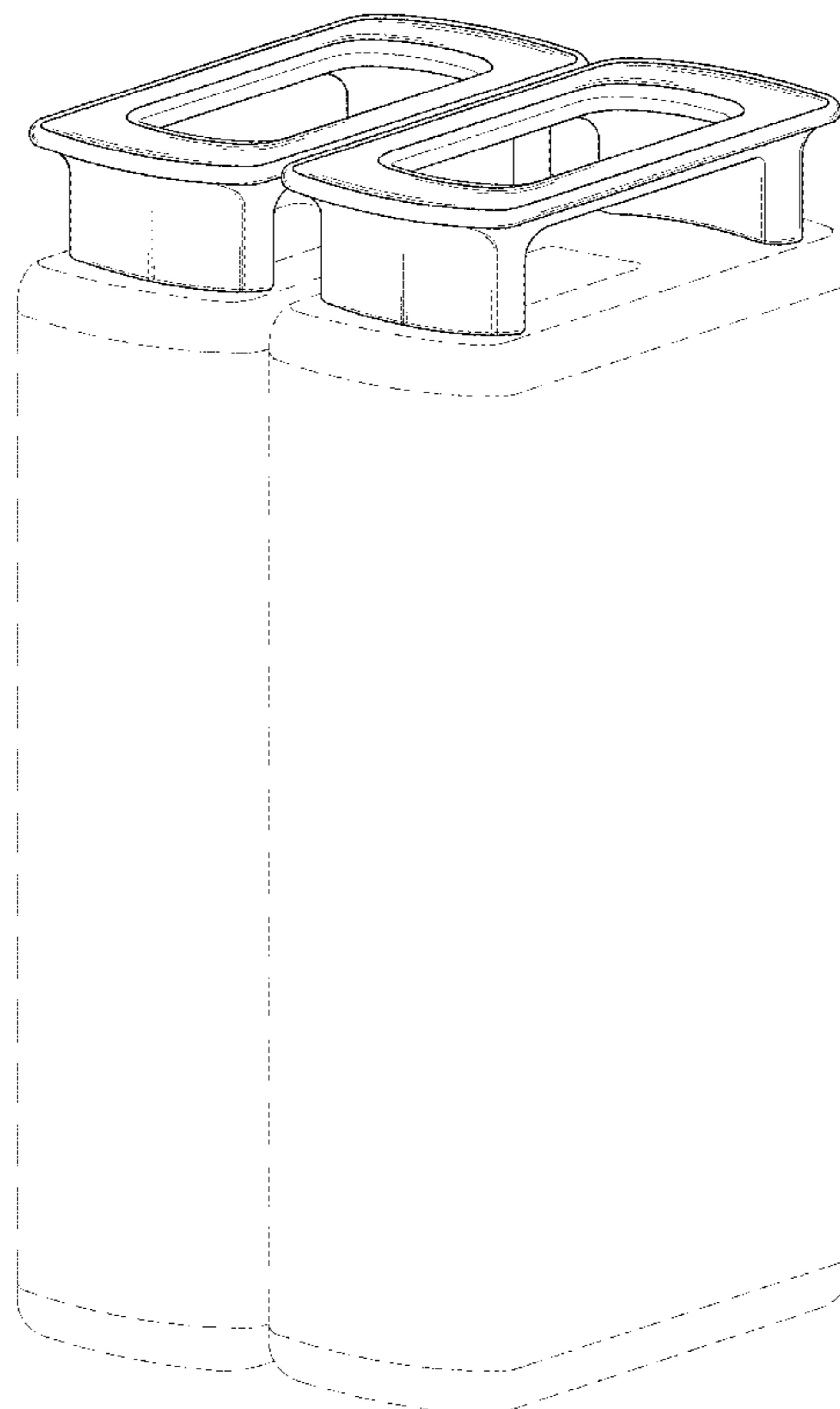
FIG. 6 is a rear elevational view thereof;

FIG. 7 is a top plan view thereof; and,

FIG. 8 is a bottom plan view thereof.

The broken lines represent environmental structure and form no part of the claimed design.

**1 Claim, 8 Drawing Sheets**



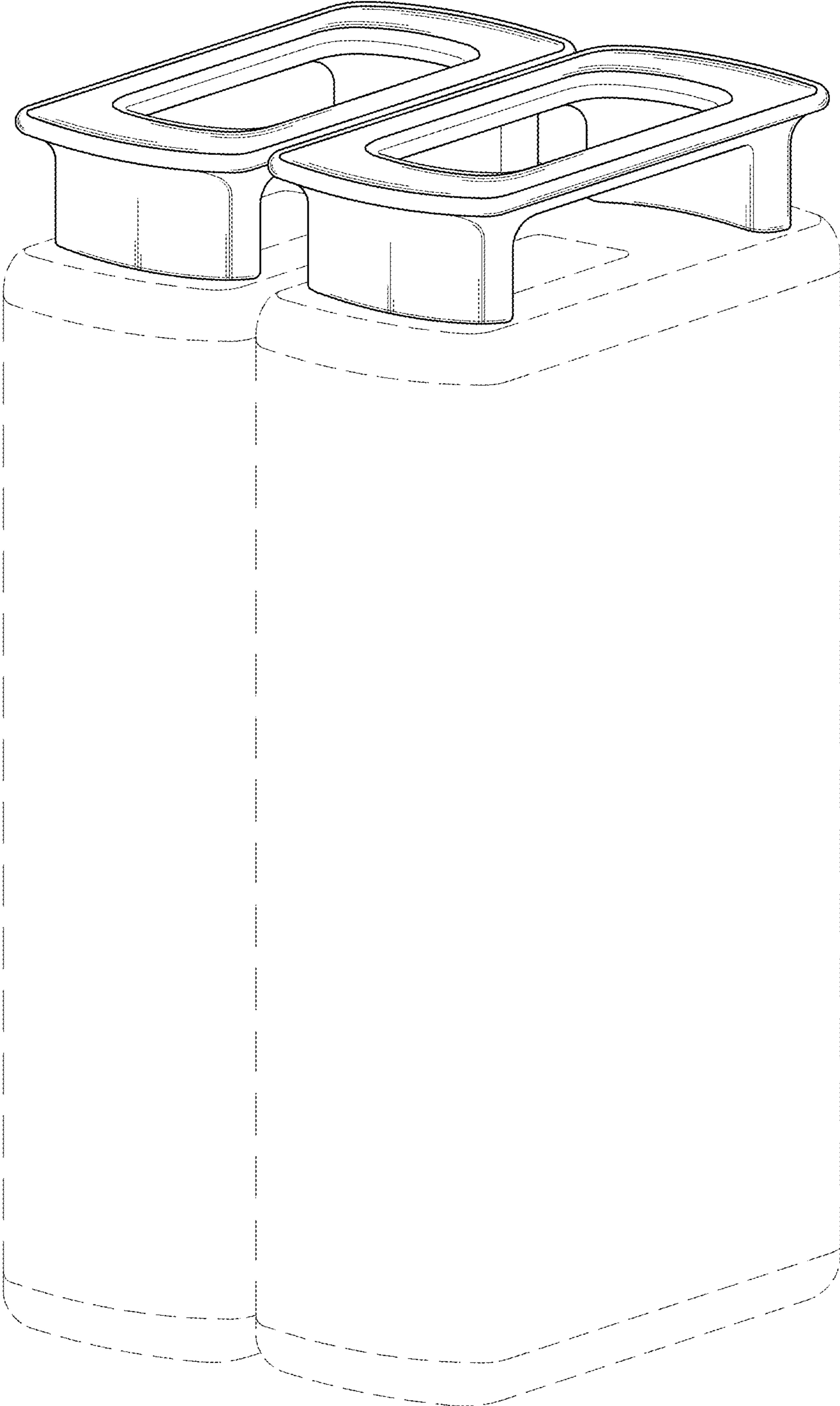


FIG.1




FIG.2




FIG.3




FIG.4




FIG.5




FIG.6




FIG.7



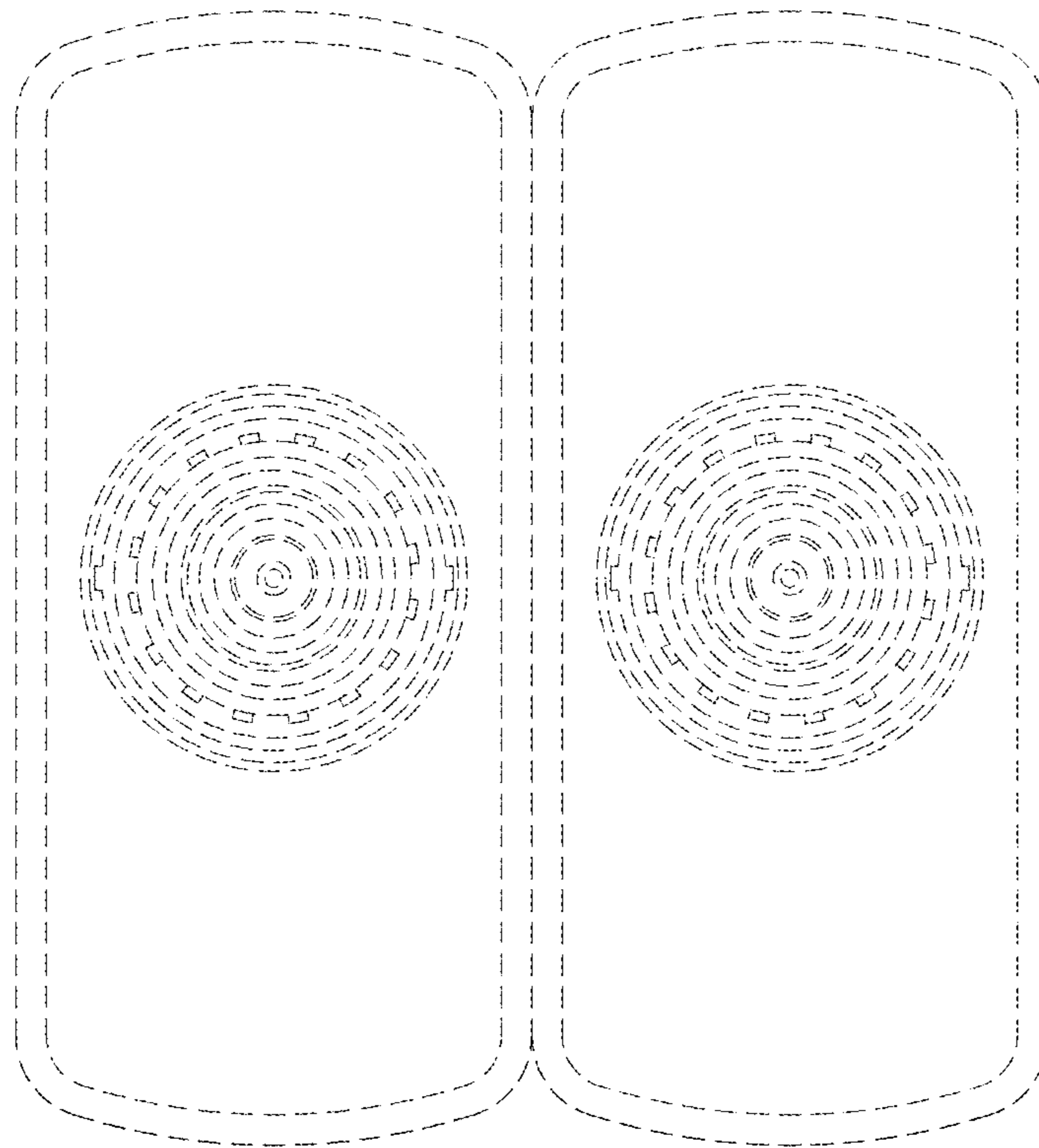


FIG.8