



US00D883194S

(12) **United States Design Patent**
Catania

(10) **Patent No.:** **US D883,194 S**

(45) **Date of Patent:** **** May 5, 2020**

- (54) **SOLAR PANEL**
- (71) Applicant: **Michael Ross Catania**, Laurel Springs, NJ (US)
- (72) Inventor: **Michael Ross Catania**, Laurel Springs, NJ (US)
- (73) Assignee: **Michael Ross Catania**, Laurel Springs, NJ (US)
- (**) Term: **15 Years**
- (21) Appl. No.: **29/673,576**

8,960,367	B1 *	2/2015	Leclerc	G10K 11/20181/286
9,090,288	B2 *	7/2015	Takahashi	B21D 13/10D750,556 S * 3/2016 Morad D13/102
9,322,165	B2 *	4/2016	Luhtala	E04B 1/84D756,539 S * 5/2016 Hassan D25/138
D767,484	S *	9/2016	Morad	D13/102
D778,234	S *	2/2017	Cheung	D13/102
9,761,216	B2 *	9/2017	Nampy	G10K 11/172
D799,070	S *	10/2017	Hassan	D25/138
D814,402	S *	4/2018	Cheung	D13/102
10,029,745	B2 *	7/2018	Wall, II	B62D 35/001
D848,031	S *	5/2019	Raab	D25/138
10,309,305	B2 *	6/2019	Biset	F02C 7/045
10,410,617	B2 *	9/2019	Roberts	H04R 1/2888
D874,026	S *	1/2020	Duncan	D25/141

- (22) Filed: **Dec. 16, 2018**
- (51) **LOC (12) Cl.** **13-02**
- (52) **U.S. Cl.**
USPC **D13/102**
- (58) **Field of Classification Search**
USPC D13/101, 102, 103, 118, 119, 184, 199;
D14/441, 447, 451; D23/364, 386, 355;
D25/138, 141, 142, 143, 152, 153, 156
CPC G10K 11/002; G10K 11/16; E01F 8/0076;
H04R 1/2888; E04B 2001/8438; B62D
25/00; B62D 25/10; B62D 25/105
See application file for complete search history.

OTHER PUBLICATIONS

MIT Stack Solar Panels Like Pancakes, posted Mar. 26, 2012, Retrieved from Internet , <URL: <https://www.extremetech.com/extreme/123719-mit-stacks-solar-panels-like-pancakes-increases-their-power-output-by-up-to-20x>>.

* cited by examiner

Primary Examiner — Susan Bennett Hattan
Assistant Examiner — Suzanne E Tisdell

(57) **CLAIM**

The ornamental design for a solar panel, as shown and described.

DESCRIPTION

FIG. 1 is a front perspective view of a solar panel showing my new design;
FIG. 2 is a front elevational view thereof;
FIG. 3 is a back elevational view thereof;
FIG. 4 is a left elevational view thereof;
FIG. 5 is a right elevational view thereof;
FIG. 6 is a top plan view thereof; and,
FIG. 7 is a bottom plan view thereof.

1 Claim, 7 Drawing Sheets

(56) **References Cited**

U.S. PATENT DOCUMENTS

D373,625	S *	9/1996	Pereira	D23/355
D524,727	S *	7/2006	Yamashita	D13/102
D543,501	S *	5/2007	Yamashita	D13/102
7,308,965	B2 *	12/2007	Sapoval	E01F 8/0029181/210
8,205,400	B2 *	6/2012	Allen	H01L 31/048136/244
D684,112	S *	6/2013	Fallon	D13/102
8,607,510	B2 *	12/2013	Daniels	E04D 1/30126/622
D719,909	S *	12/2014	Iwasaki	D13/102





FIG.1

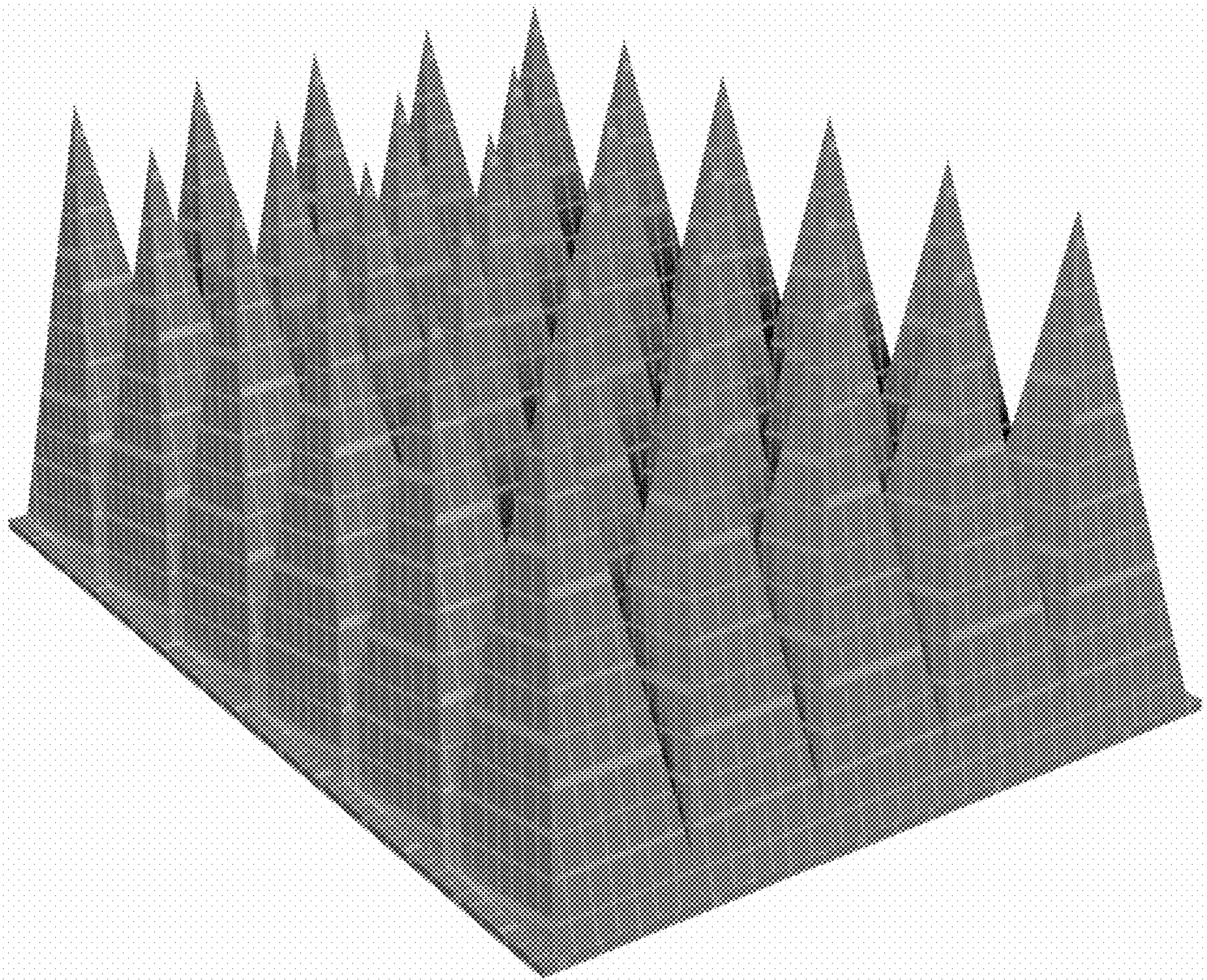


FIG.2




FIG.3




FIG.4

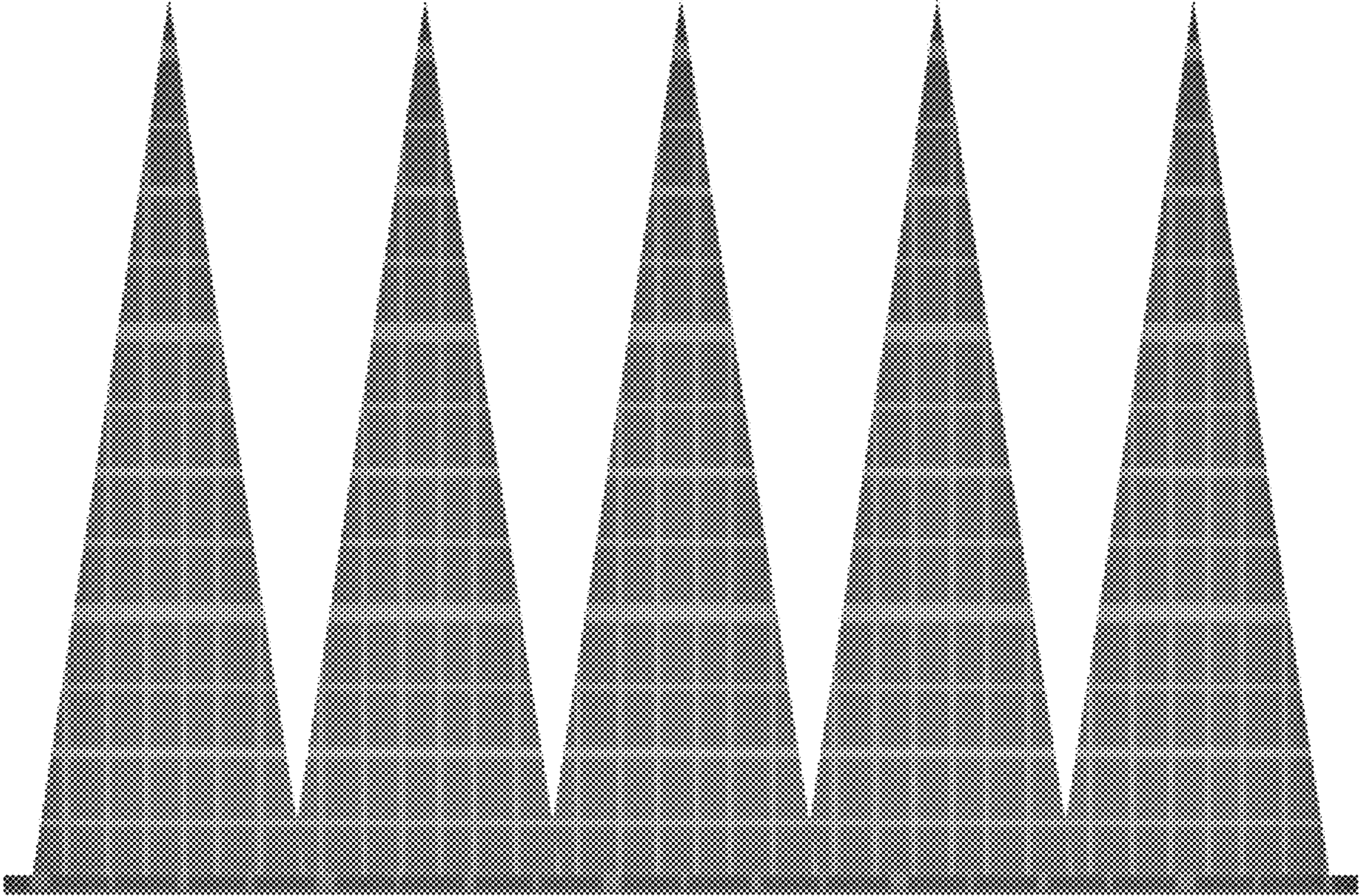


FIG.5

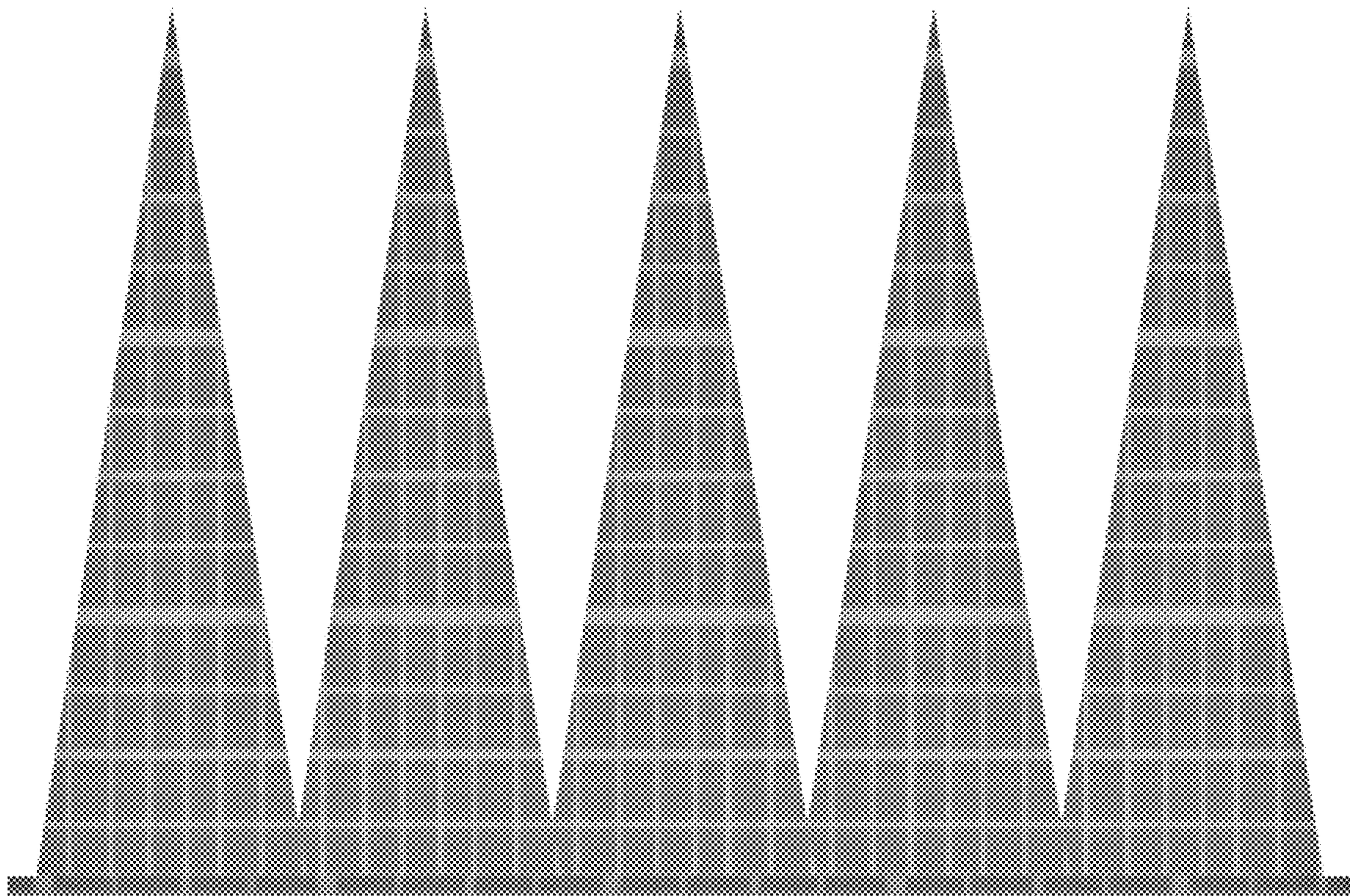


FIG.6




FIG.7

