



US00D883186S

(12) **United States Design Patent** (10) **Patent No.:** **US D883,186 S**
Oki (45) **Date of Patent:** **** May 5, 2020**

(54) **MOTORCYCLE TIRE**

FOREIGN PATENT DOCUMENTS

(71) Applicant: **BRIDGESTONE CORPORATION**,
Chuo-ku, Tokyo (JP)

JP 1459393 S 1/2013
JP 1596062 S 1/2018
JP 1596283 S 1/2018

(72) Inventor: **Hiroyuki Oki**, Tokyo (JP)

OTHER PUBLICATIONS

(73) Assignee: **BRIDGESTONE CORPORATION**,
Chuo-ku, Tokyo (JP)

HC2900223400, Maxxis Motorcycle Tire Catalog, (Daytona Corporation), May 26, 2017, Retrieved from the Known Design Database of the Japan Patent Office using Internet, <URL: https://www.j-platpat.inpit.go.jp/web/ishou/dpdj/DPDJ_GM301_Detailed.action>.

(**) Term: **15 Years**

(21) Appl. No.: **29/670,822**

(Continued)

(22) Filed: **Nov. 20, 2018**

Primary Examiner — Lakiya G Rogers

Assistant Examiner — John A Voytek

(30) **Foreign Application Priority Data**

(74) *Attorney, Agent, or Firm* — Kenja IP Law PC

Jun. 8, 2018 (JP) 2018-012642

(51) **LOC (12) Cl.** **12-15**

(52) **U.S. Cl.**
USPC **D12/536**

(58) **Field of Classification Search**
USPC D12/533–567, 569–571, 604;
D2/951–960
CPC Y10T 152/10027; B60C 1/0016; B60C
11/0306; B60C 11/0302; B60C 3/06;
B60C 9/17

See application file for complete search history.

(57) **CLAIM**

The ornamental design for a motorcycle tire, as shown and described.

DESCRIPTION

FIG. 1 is a perspective view of a motorcycle tire showing my new design;
FIG. 2 is a front view thereof;
FIG. 3 is a top view thereof;
FIG. 4 is a right side view thereof;
FIG. 5 is a left side view thereof;
FIG. 6 is a fragmentary enlarged front view;
FIG. 7 is an sectional view taken along line 7-7 in FIG. 6; and,
FIG. 8 is an sectional view taken along line 8-8 in FIG. 6. Broken lines shown in the drawings are intended to show portions of the motorcycle tire that are not being claimed, and thus illustrative purpose only and form no part of the claimed design. The light stippled surface shading represents the surface of the tire tread, and the dark stippled surface shading represents the recessed portion of the tread grooves, having the depth as shown in FIGS. 7 and 8.

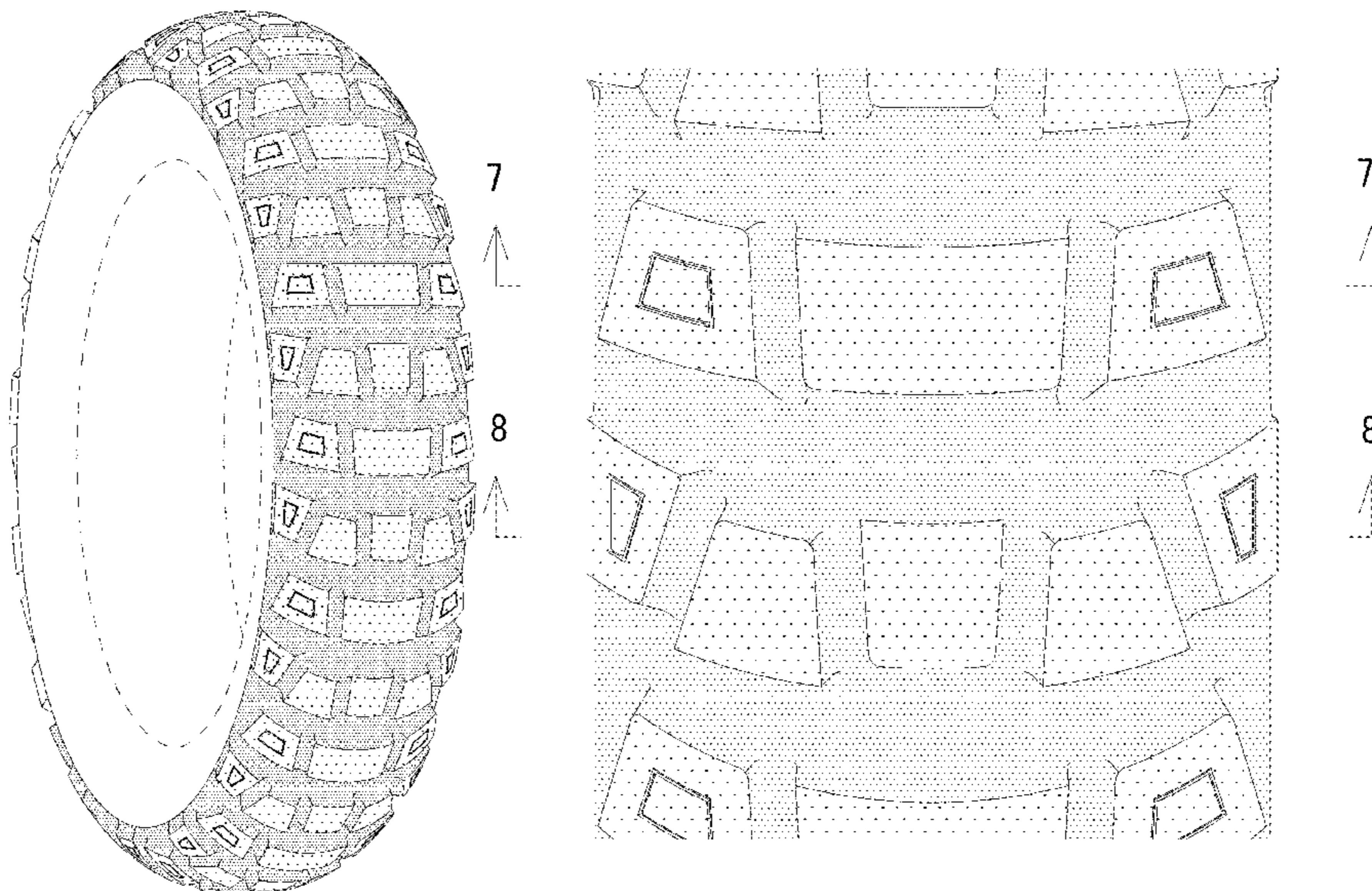
(56) **References Cited**

U.S. PATENT DOCUMENTS

D626,498 S * 11/2010 Rossignaud D12/536
D685,722 S * 7/2013 Hikita D12/536
D717,236 S 11/2014 Larregain
D747,679 S * 1/2016 Miwa D12/536
D811,317 S * 2/2018 Shirakami D12/536
D816,013 S * 4/2018 Roziere D12/536

(Continued)

1 Claim, 8 Drawing Sheets



(56)

References Cited

U.S. PATENT DOCUMENTS

D845,217 S * 4/2019 Oki D12/536
D859,293 S * 9/2019 Lo D12/536

OTHER PUBLICATIONS

HJ2706368600, Website <URL: http://www.michelin.co.jp/Home/News-Promotions/News/20160225_2>, (Nihon Michelin Tire Co., Ltd.), Mar. 25, 2016, [database online], [retrieved on Mar. 2, 2016], Retrieved from the Known Design Database of the Japan Patent Office using Internet, <URL: https://www.j-platpat.inpit.go.jp/web/ishu/dpdj/DPDJ_GM301_Detailed.action>.

* cited by examiner

FIG. 1

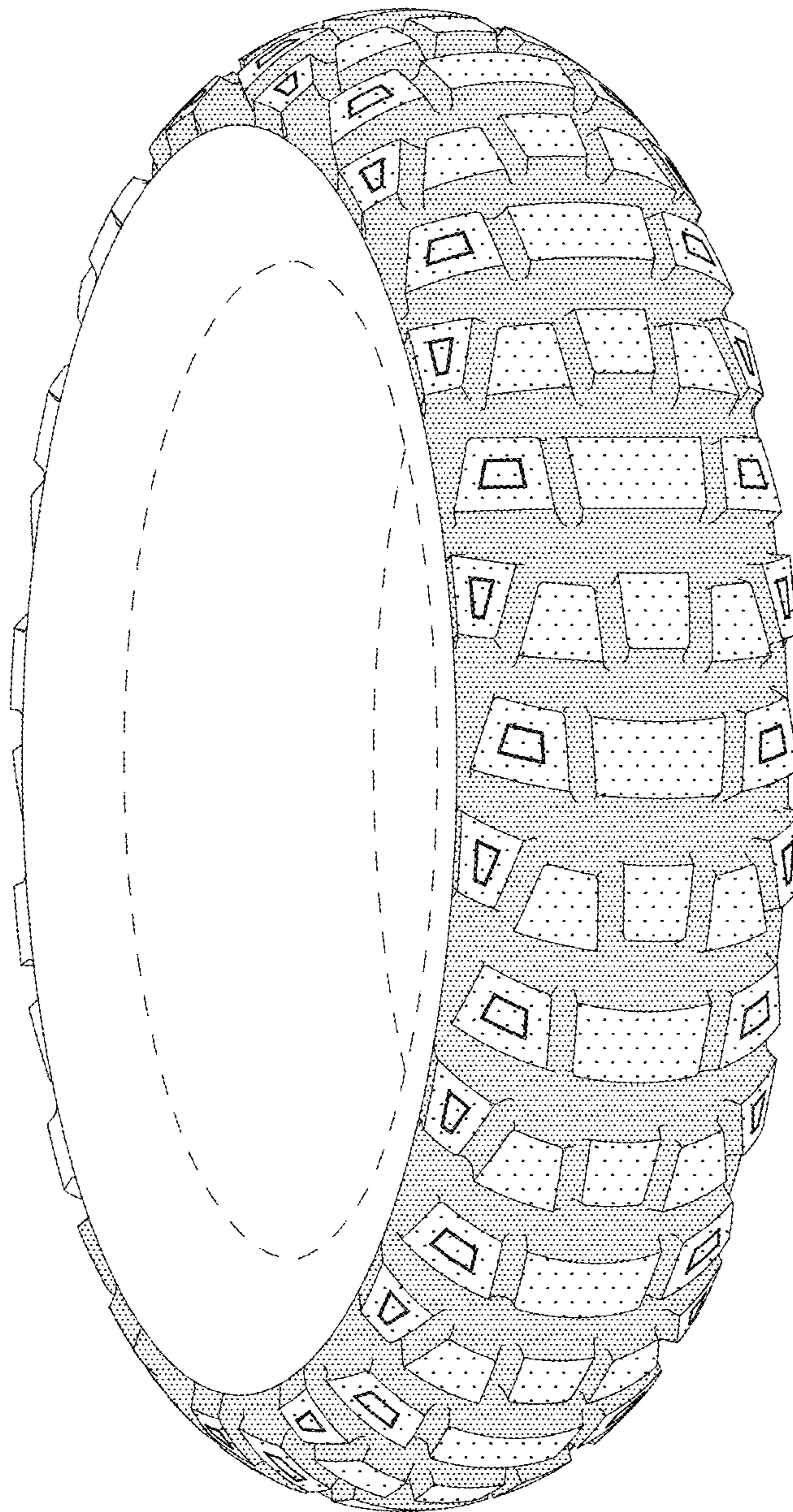


FIG. 2

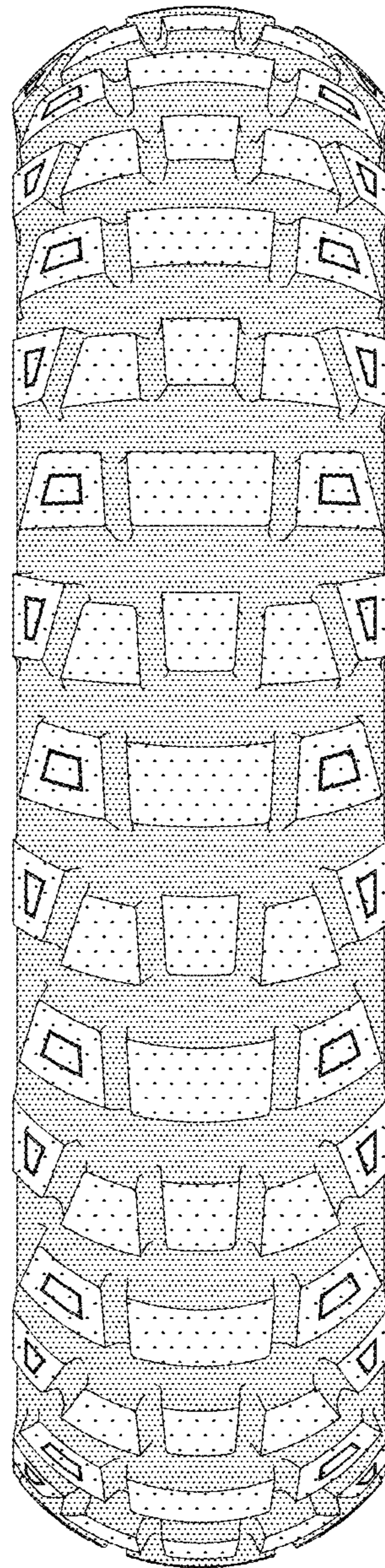


FIG. 3

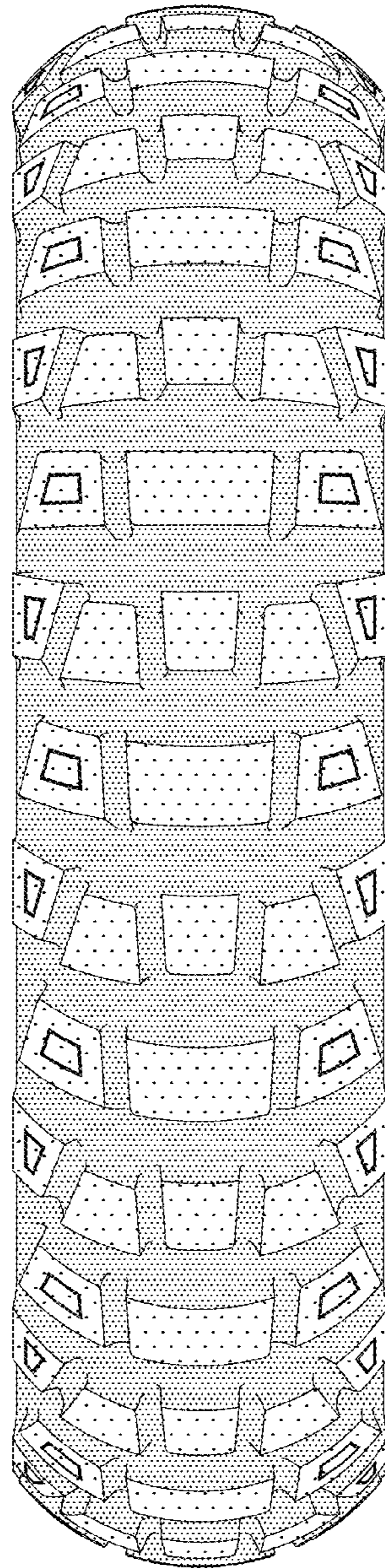


FIG. 4




FIG. 5




FIG. 6

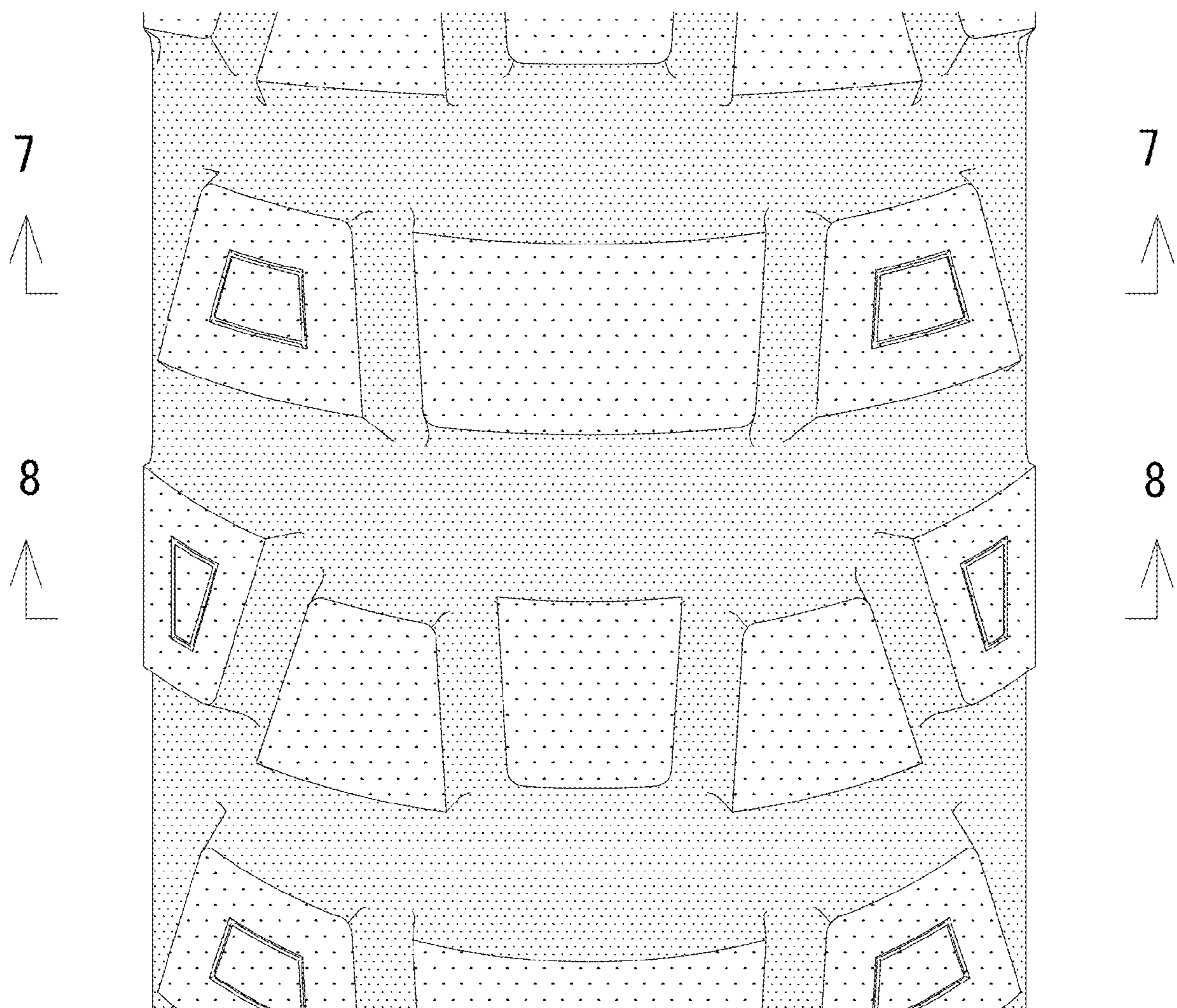


FIG. 7

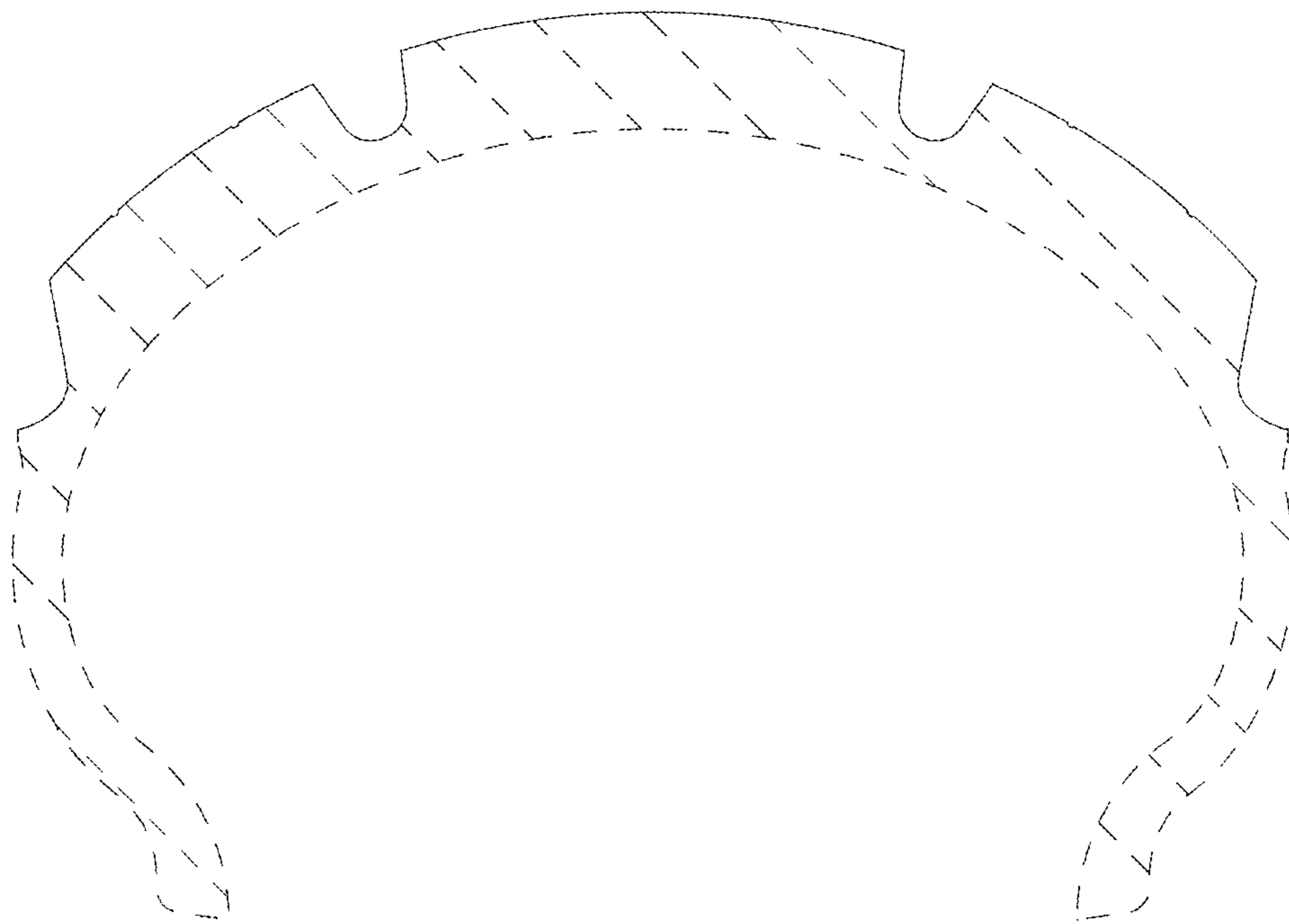


FIG. 8

