



US00D883182S

(12) **United States Design Patent**  
**Fonnesbeck**

(10) **Patent No.:** **US D883,182 S**  
(45) **Date of Patent:** **\*\* May 5, 2020**

(54) **VEHICLE RACK SYSTEM**

FOREIGN PATENT DOCUMENTS

(71) Applicant: **Expedition One, LLC**, Ogden, UT  
(US)

GB 2048802 \* 12/1980 ..... B60R 9/04  
KR 20030016831 \* 3/2003 ..... B60R 9/04

(72) Inventor: **James M. Fonnesbeck**, Ogden, UT  
(US)

OTHER PUBLICATIONS

(73) Assignee: **EXPEDITION ONE, LLC**, Ogden, UT  
(US)

2018+ Jeep JL Mule Ultra Roof Rack, ExpeditionOneStore.com,  
[online], [site visited Sep. 23, 2019]. <URL: <https://expeditiononestore.com/products/2018-jeep-jl-mule-ultra-roof-rack>> (Year: 2019).\*

(\*\*) Term: **15 Years**

(Continued)

(21) Appl. No.: **29/662,830**

*Primary Examiner* — T Chase Nelson

*Assistant Examiner* — Jonathan J. Han

(22) Filed: **Sep. 10, 2018**

(74) *Attorney, Agent, or Firm* — Workman Nydegger

(51) **LOC (12) Cl.** ..... **12-16**

(57) **CLAIM**

(52) **U.S. Cl.**  
USPC ..... **D12/412**

The ornamental design for a vehicle rack system, as shown and described.

(58) **Field of Classification Search**  
USPC .... D12/414.1, 401-414, 89-93, 16, 96-100,  
D12/433-434, 548, 552, 559, 561;  
D25/38, 43; D6/552, 513, 567;  
135/88.01, 95; 150/165-167, 158;  
160/32, 26; 280/770; 296/136.01,  
296/190.08, 190.01-190.02, 77.1,  
296/100.01-100.06, 98; D3/304-306  
CPC .... B60R 9/00; B60R 9/02; B60R 9/04; B60R  
9/08; B60R 9/055; B60R 9/058; B60R  
9/06; B60R 9/065; B60R 9/10; B60R  
9/12

**DESCRIPTION**

See application file for complete search history.

FIG. 1 is a perspective view of a vehicle rack system showing the design;  
FIG. 2 is a top plan view of the vehicle rack system of FIG. 1;  
FIG. 3 is a bottom plan view of the vehicle rack system of FIG. 1;  
FIG. 4 is an enlarged front elevational view of the vehicle rack system of FIG. 1;  
FIG. 5 is an enlarged rear elevational view of the vehicle rack system of FIG. 1;  
FIG. 6 is a left elevational view of the vehicle rack system of FIG. 1; and,  
FIG. 7 is a right elevational view of the vehicle rack system of FIG. 1.

Dash-dash broken lines showing environment in the drawings are included for illustrative purposes only and form no part of the claimed design. Dash-dot-dash broken lines shown in the drawings define the boundaries of the claim and form no part thereof.

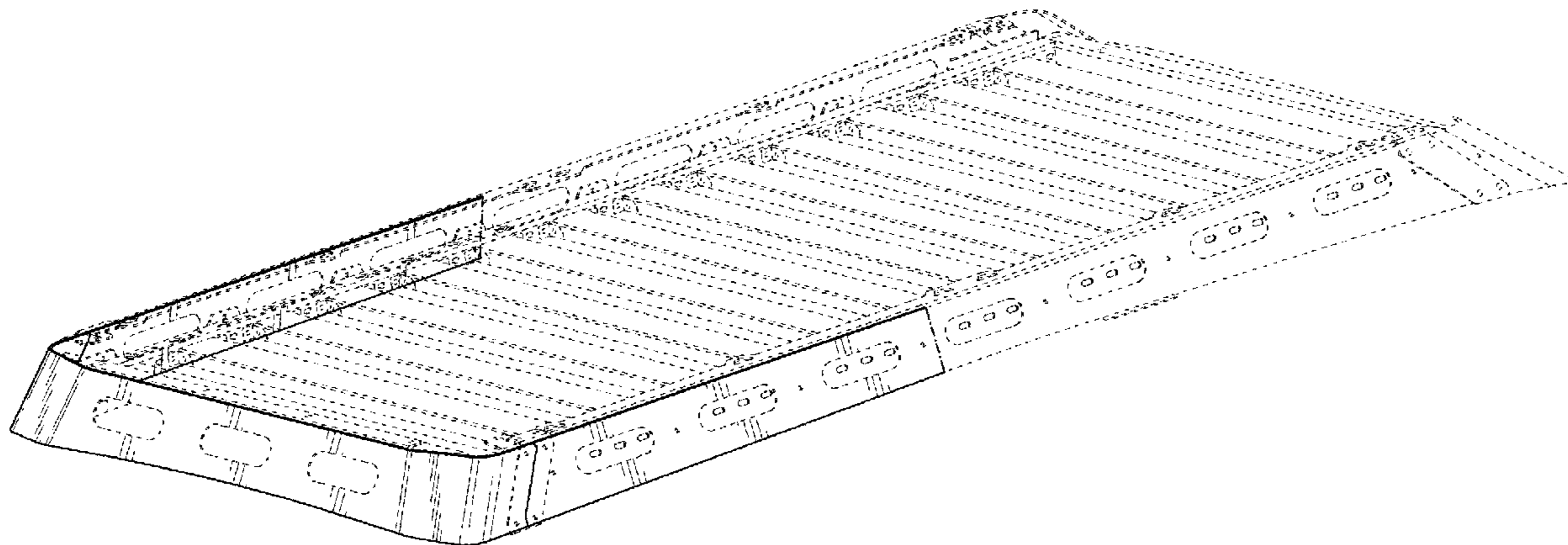
(56) **References Cited**

U.S. PATENT DOCUMENTS

2,387,779 A \* 10/1945 Strauss ..... B60R 9/045  
224/314  
3,330,454 A \* 7/1967 Bott ..... B60R 9/045  
224/316  
D314,542 S \* 2/1991 Bott ..... D12/412  
D413,562 S \* 9/1999 Van Dusen ..... D12/412

(Continued)

**1 Claim, 5 Drawing Sheets**





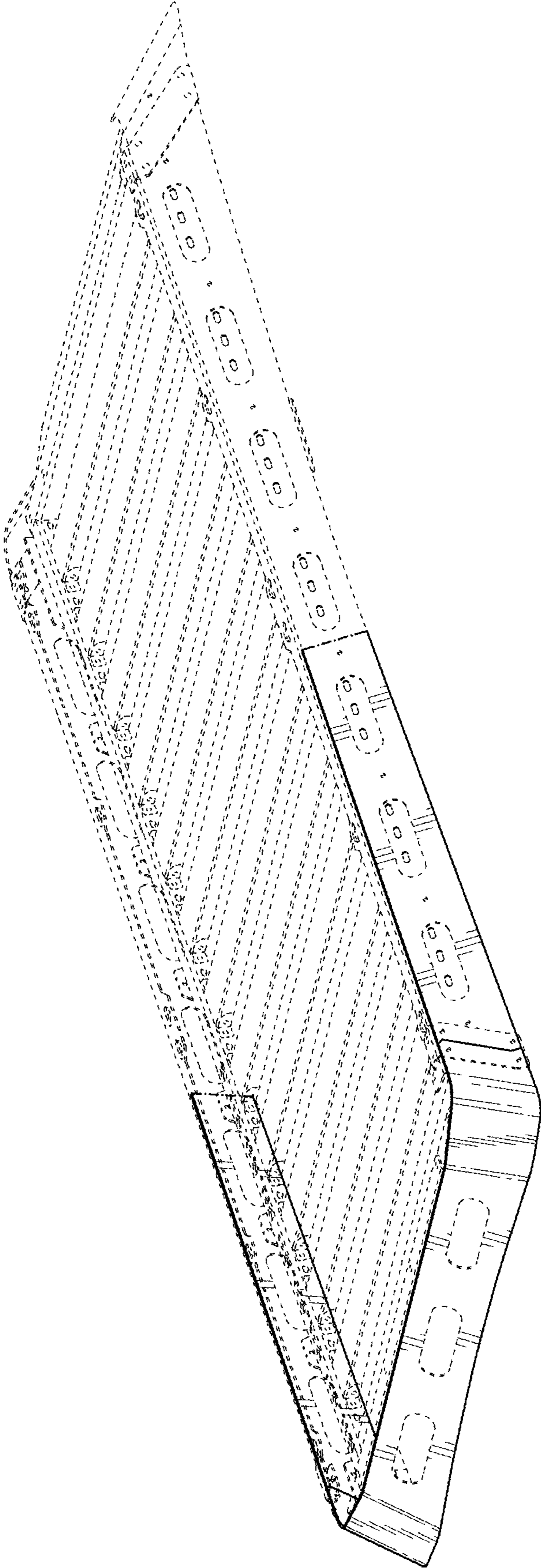


FIG. 1



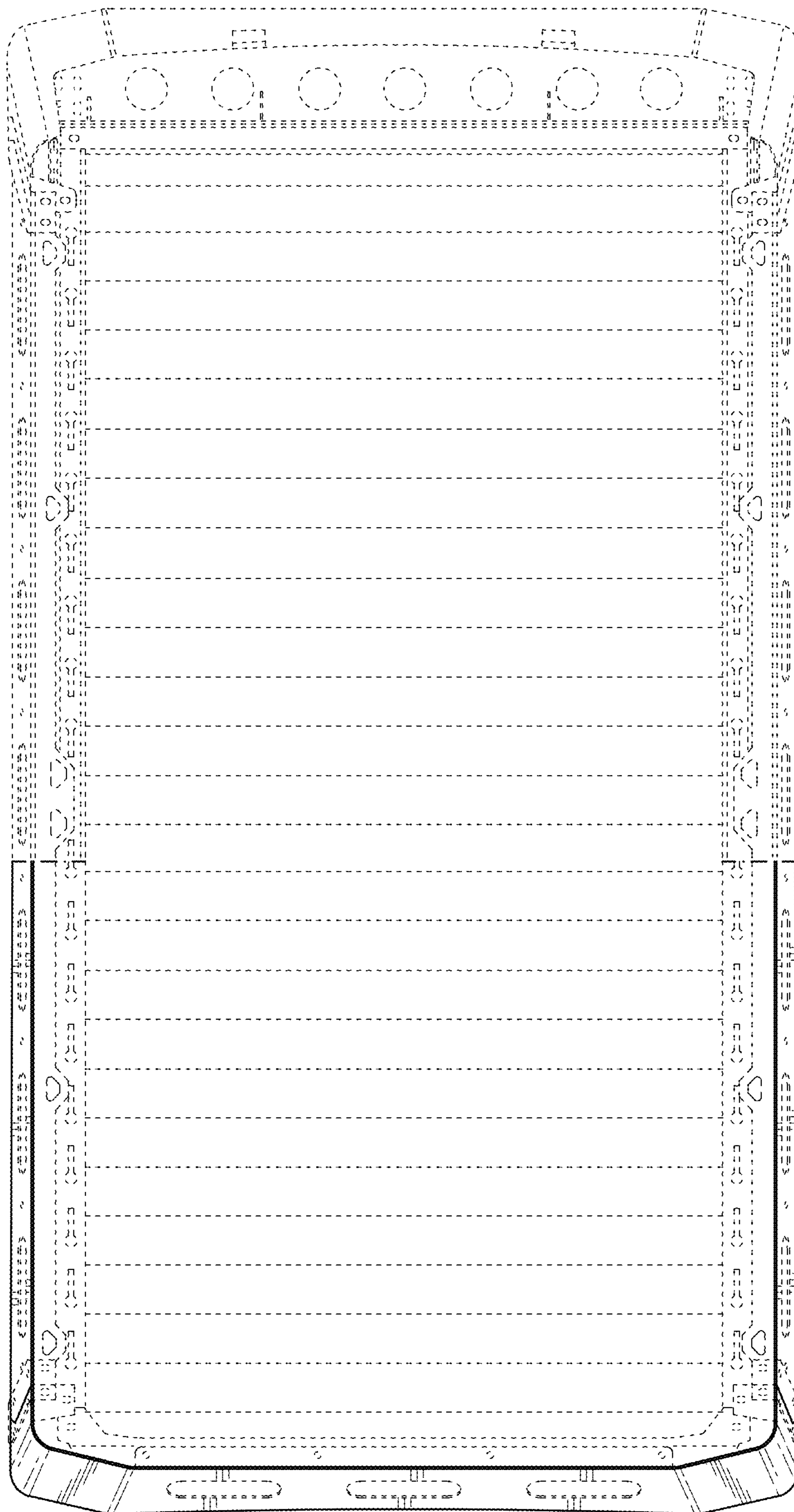


FIG. 2




FIG. 3

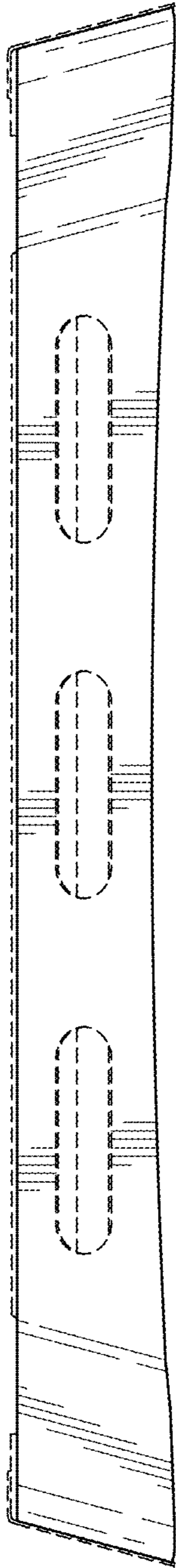


FIG. 4

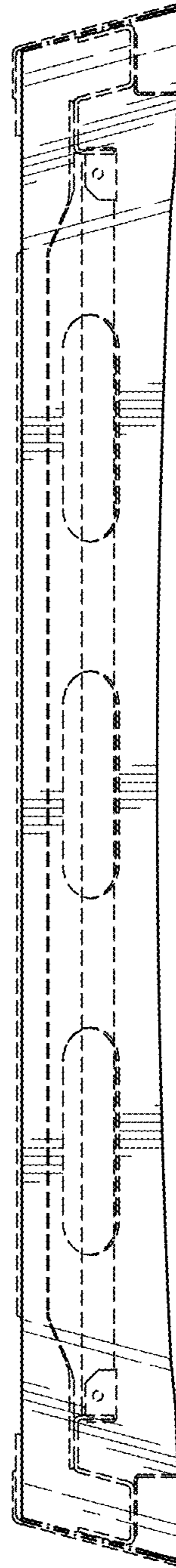


FIG. 5




FIG. 6

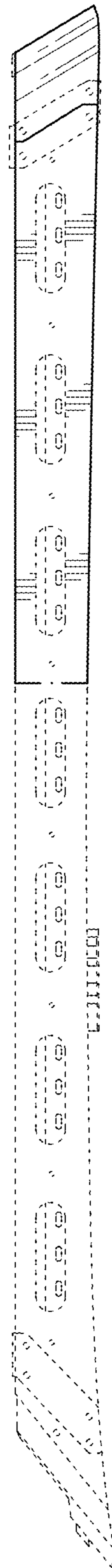


FIG. 7