



US00D883178S

(12) **United States Design Patent** (10) **Patent No.:** **US D883,178 S**
Builder et al. (45) **Date of Patent:** **** May 5, 2020**

(54) **FLOATING PLATFORM** 8,438,985 B2 * 5/2013 Scadden B63B 7/08
114/345
(71) Applicant: **Nautibuoy Marine Limited**, Devon D706,205 S * 6/2014 Bradley D12/316
(GB) 9,278,731 B1 * 3/2016 Canela B63B 7/08
D821,523 S * 6/2018 Kasper D21/803
(72) Inventors: **Clay Livingston Builder**, Dartington 10,099,758 B2 * 10/2018 Snowden B63B 7/08
(GB); **Nina Anderson**, Dartington (GB) D866,872 S * 11/2019 Liu D29/124
2011/0044765 A1 * 2/2011 Johanneck E02B 3/064
(73) Assignee: **Nautibuoy Marine Limited**, Devon 2013/0196560 A1 * 8/2013 Chew B63B 35/58
(GB) 441/41
2015/0353174 A1 * 12/2015 Hancock B63B 35/38
114/263
(**) Term: **15 Years** 2016/0280341 A1 * 9/2016 Doig B63C 1/02
(Continued)

(21) Appl. No.: **29/662,393**

(22) Filed: **Sep. 5, 2018**

(30) **Foreign Application Priority Data**

Mar. 5, 2018 (EM) 004740025-0013

(51) **LOC (12) Cl.** **12-06**

(52) **U.S. Cl.**
USPC **D12/316**

(58) **Field of Classification Search**
USPC D12/316, 317; D21/801, 803
CPC B63C 1/02; B63C 1/04; B63B 2737/00
See application file for complete search history.

(56) **References Cited**

U.S. PATENT DOCUMENTS

D349,744 S * 8/1994 Wolfe D12/316
D406,299 S * 3/1999 Huston D12/316
6,276,979 B1 * 8/2001 Saltel A47C 15/006
441/132
6,722,307 B1 * 4/2004 Rogers A01K 1/035
114/362
6,749,475 B2 * 6/2004 Howerton A47C 15/006
114/345
6,929,521 B2 * 8/2005 Howerton A47C 15/006
114/345
7,302,902 B2 * 12/2007 Stillman B63B 35/34
114/263

OTHER PUBLICATIONS

Nautibuoy Marine Brochure, uploaded online Feb. 2017, dated as Nov. 2016 [online], [site visited Nov. 25, 2019]. Available from Internet: <URL:http://http://baxtermarine.com/wp-content/uploads/2017/02/Nautibuoy-Brochure-Nov-2016.pdf>.*

Primary Examiner — Cynthia M. Chin
(74) *Attorney, Agent, or Firm* — Optimus Patents US, LLC

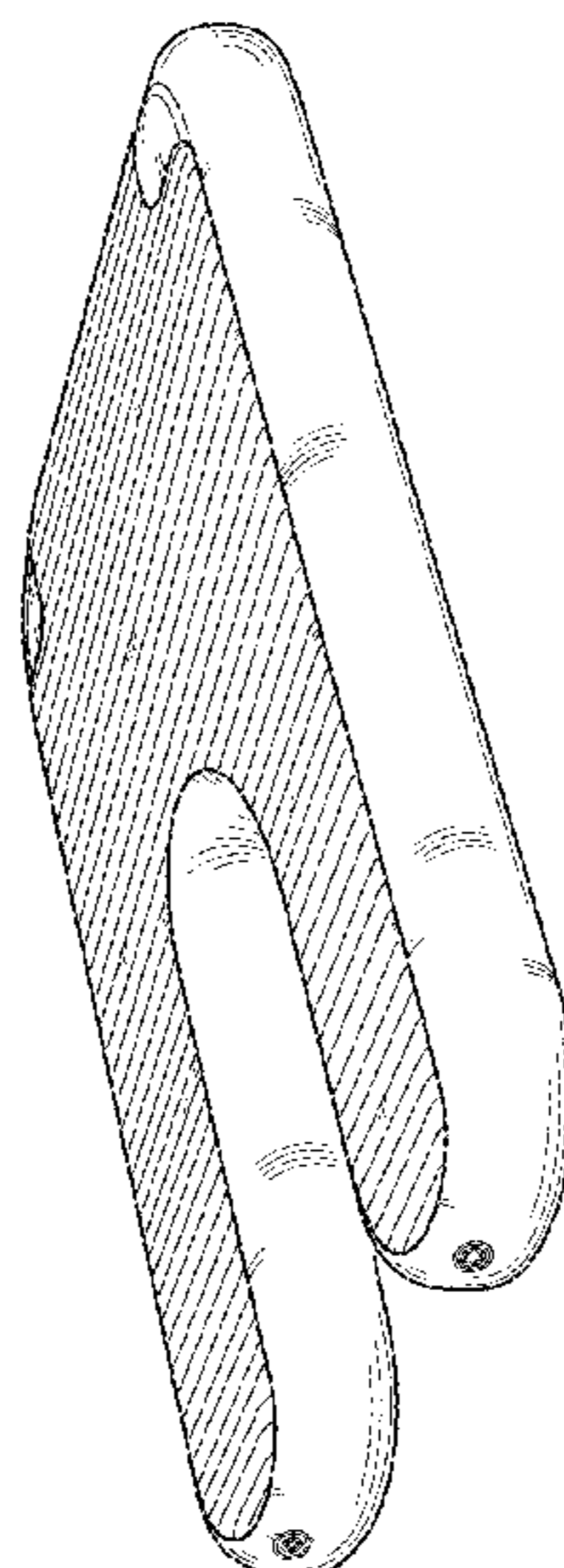
(57) **CLAIM**

The ornamental design for a floating platform, as shown and described.

DESCRIPTION

FIG. 1 is a top perspective view of a floating platform;
FIG. 2 is a bottom perspective view thereof;
FIG. 3 is a left and right side view thereof;
FIG. 4 is a front view thereof;
FIG. 5 is a rear view thereof;
FIG. 6 is top view thereof; and,
FIG. 7 is a bottom view thereof.
The shading lines shown in the drawing represent the three-dimensional contour of the claimed design, and are not intended to indicate surface decoration.

1 Claim, 7 Drawing Sheets



(56)

References Cited

U.S. PATENT DOCUMENTS

2018/0354589 A1 * 12/2018 Wood B63B 27/143
2019/0308698 A1 * 10/2019 Builder B63B 35/38

* cited by examiner

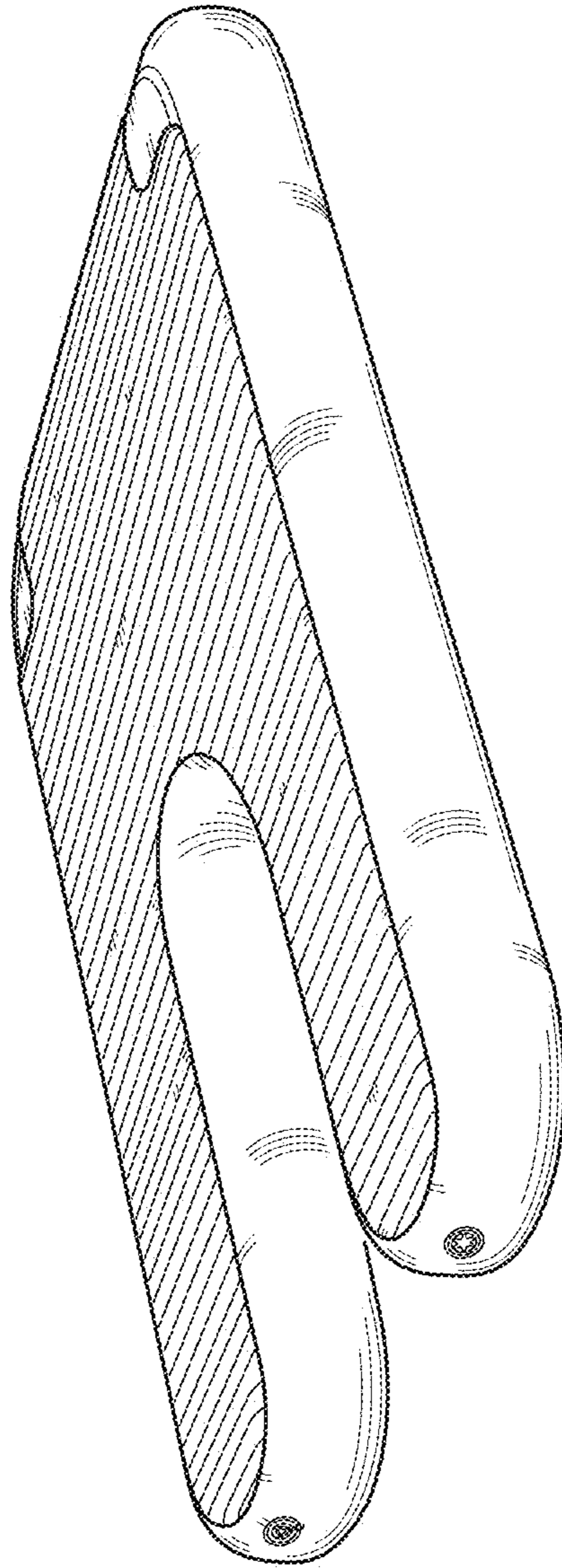


FIG. 1

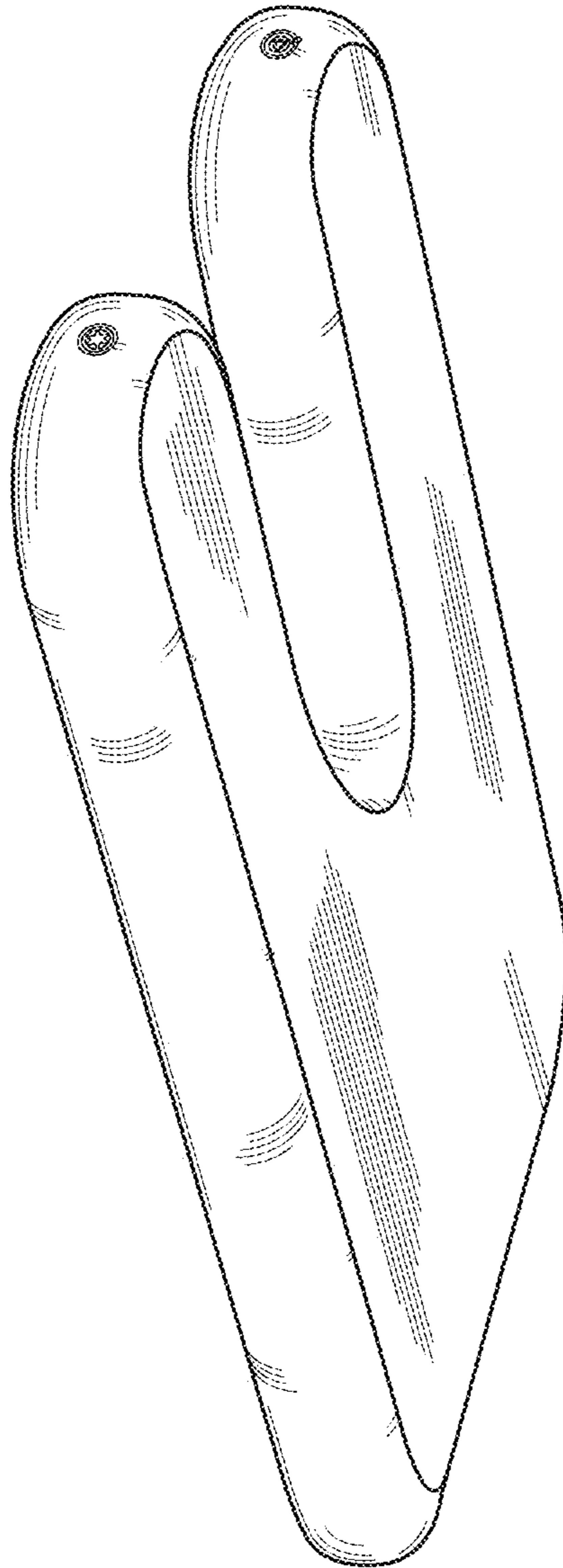


FIG. 2

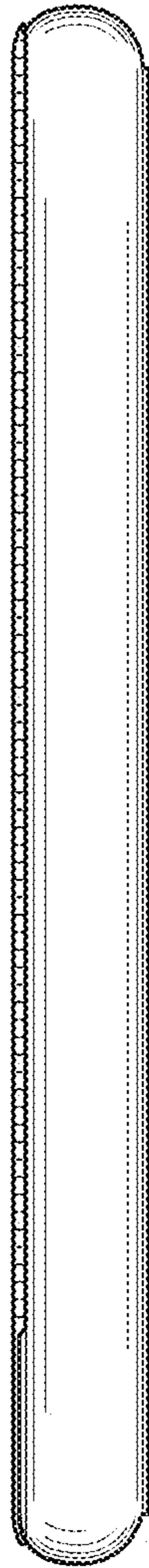


FIG. 3




FIG. 4




FIG. 5

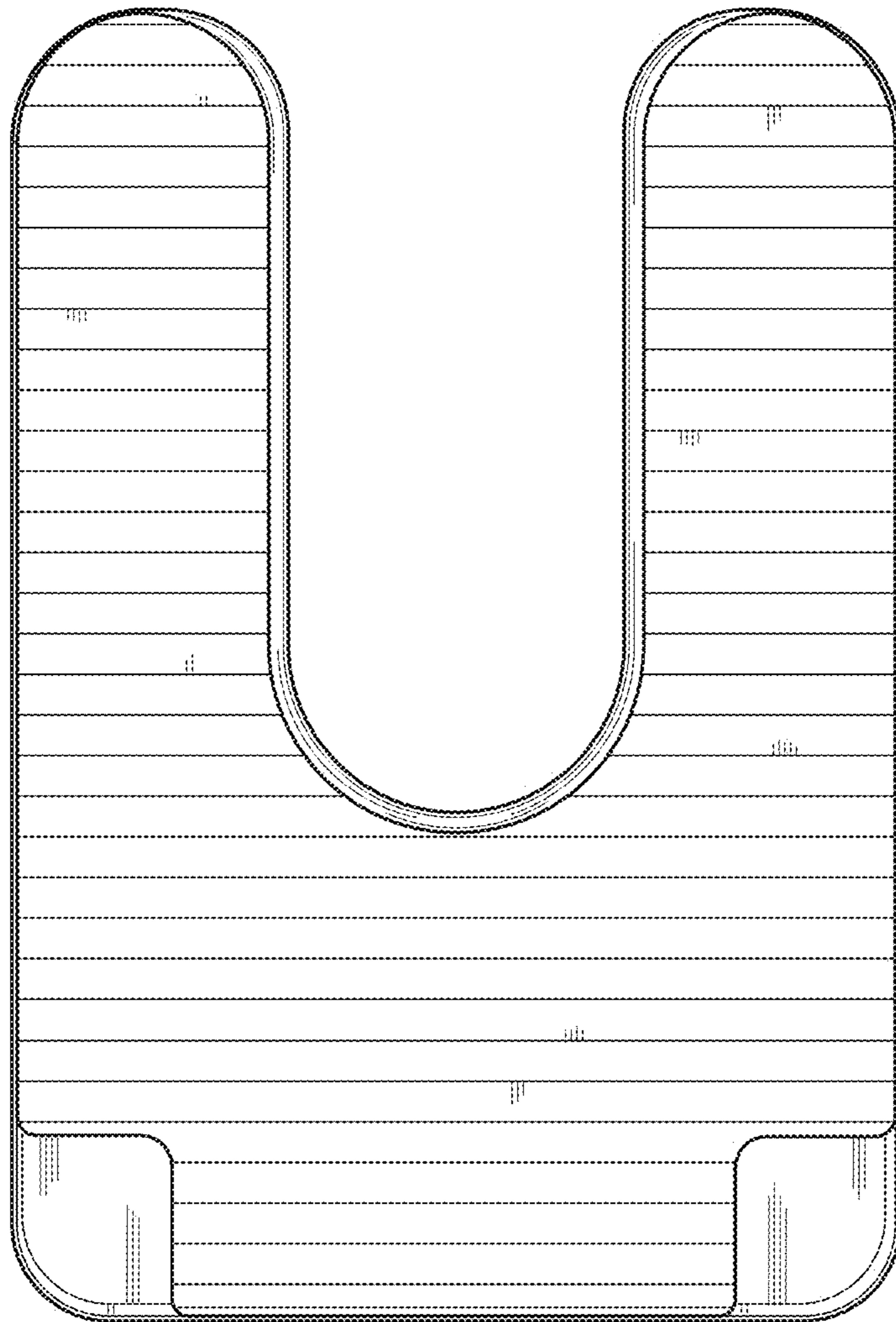


FIG. 6

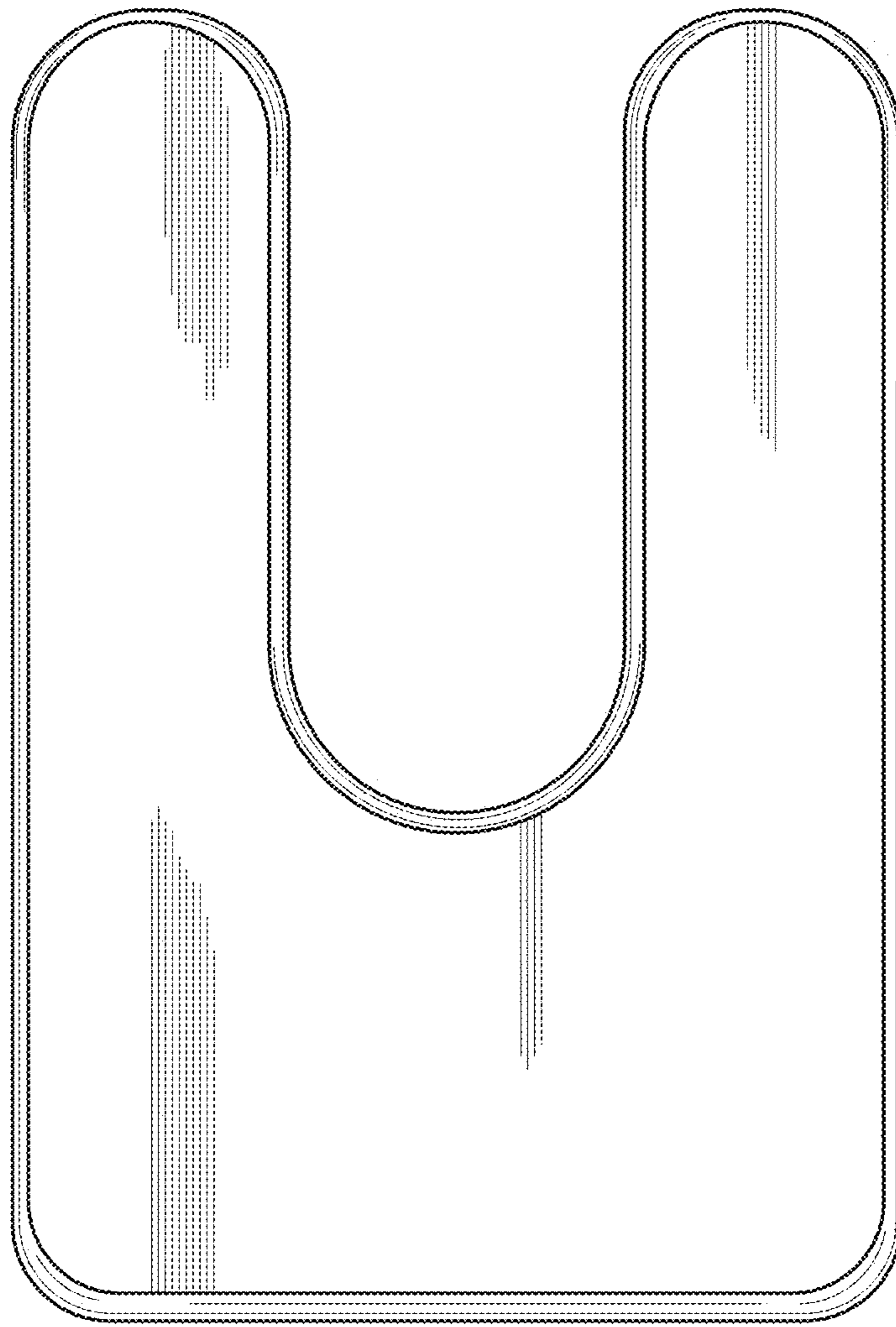


FIG. 7