



US00D883143S

(12) **United States Design Patent**
Woodhouse et al.

(10) **Patent No.:** **US D883,143 S**

(45) **Date of Patent:** **** May 5, 2020**

(54) **VEHICLE EXTERIOR**

(71) Applicant: **Ford Global Technologies, LLC,**
Dearborn, MI (US)

(72) Inventors: **David Woodhouse,** Troy, MI (US);
Earl C. Lucas, Southfield, MI (US);
Shawn Wehrly, Northville, MI (US);
Keith Rogman, Fenton, MI (US);
Johnathan S. Ouyang, Ann Arbor, MI (US)

(73) Assignee: **Ford Global Technologies, LLC,**
Dearborn, MI (US)

(**) Term: **15 Years**

(21) Appl. No.: **29/624,218**

(22) Filed: **Oct. 31, 2017**

(51) **LOC (12) Cl.** **12-08**

(52) **U.S. Cl.**
USPC **D12/91**

(58) **Field of Classification Search**
USPC D12/86, 90-92, 163, 164, 169, 171, 196,
D12/216; D21/424, 433, 434
CPC B62D 35/00; B62D 25/00; B62D 25/06;
B62D 33/00
See application file for complete search history.

(56) **References Cited**

U.S. PATENT DOCUMENTS

D807,788 S * 1/2018 Hatton D12/91
D815,985 S * 4/2018 Mueller D12/90

D825,384 S * 8/2018 Heyde D12/91
D832,144 S * 10/2018 Hatton D12/91
D840,269 S * 2/2019 Frascella D12/91
D841,519 S * 2/2019 Bischoff D12/91

OTHER PUBLICATIONS

Lincoln Luxury Crossovers <https://www.lincoln.com/luxury-crossovers/mkc/gallery/> Apr. 1, 2019 (Year: 2019).*
New Lincoln Mkc Small Suv Amps Up Style AutoLoud Automotive Blog <http://www.autoloud.com/auto-reviews/new-lincoln-mkc-small-suv-amps-up-style-connectivity-to-stand-out-from-the-crowd/> Nov. 21, 2017 (Year: 2017).*

* cited by examiner

Primary Examiner — Leanne Was-Englehart


(57) **CLAIM**

The ornamental design for a vehicle exterior, as shown and described.

DESCRIPTION

FIG. 1 is a top, front, and left side perspective view of a vehicle exterior showing our new design;
FIG. 2 is a top, rear, and left side perspective view thereof;
FIG. 3 is a front elevational view thereof;
FIG. 4 is a rear elevational thereof;
FIG. 5 is a left side elevational view thereof;
FIG. 6 is a right side elevational view thereof; and,
FIG. 7 is a top plan view thereof.
The broken lines depict portions of the vehicle that form no part of the claimed design.

1 Claim, 7 Drawing Sheets



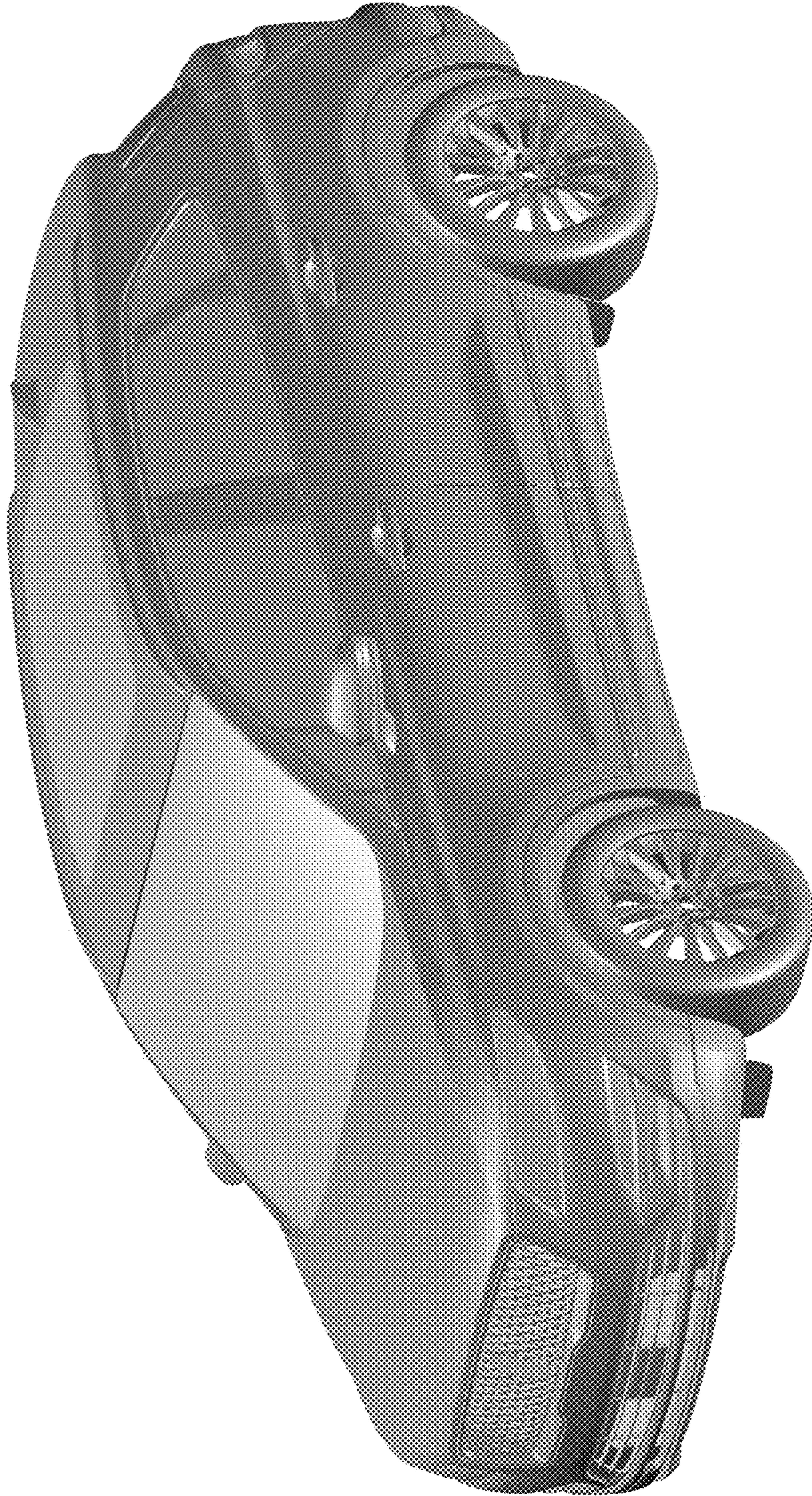


Fig. 1




Fig. 2




Fig. 3




Fig. 4




Fig. 5




Fig. 6



Fig. 7