



US00D883113S

(12) **United States Design Patent**  
**Alberti**

(10) **Patent No.:** **US D883,113 S**

(45) **Date of Patent:** **\*\* May 5, 2020**

- (54) **BATTERY TESTER**
- (71) Applicant: **Dan Alberti**, Mount Prospect, IL (US)
- (72) Inventor: **Dan Alberti**, Mount Prospect, IL (US)
- (\*\*) Term: **15 Years**
- (21) Appl. No.: **29/688,889**
- (22) Filed: **May 29, 2019**
- (51) **LOC (12) Cl.** ..... **10-04**
- (52) **U.S. Cl.**  
USPC ..... **D10/77**
- (58) **Field of Classification Search**  
USPC ..... D10/77  
CPC ..... G01R 31/364; G01R 19/16542; G01R 31/385; G01R 31/36; G01R 31/3606; G01R 31/361; G01R 31/3613; G01R 31/3617; G01R 31/362; G01R 31/3624; G01R 31/3627; G01R 31/3631; G01R 31/3634; G01R 31/3637; G01R 31/3641; G01R 31/3644; G01R 31/3648; G01R 31/3651; G01R 31/3655; G01R 31/3658; G01R 31/3662; G01R 31/3665; G01R 31/3668; G01R 31/3672; G01R 31/3675; G01R 31/3679; G01R 31/3682; G01R 31/3686; G01R 31/3689; G01R 31/3693; G01R 31/3696; H01M 6/5083; H01M 10/4285; H01M 6/04313; H01M 10/48; H01M 10/482; H01M 10/484; H01M 10/486; H01M 10/488  
See application file for complete search history.

- 4,360,780 A 11/1982 Skutch, Jr.
- 4,439,736 A 3/1984 Schwartz
- 4,702,563 A 10/1987 Parker
- 4,723,656 A \* 2/1988 Kiernan ..... H01M 10/48  
206/705
- 4,737,020 A \* 4/1988 Parker ..... G01D 7/005  
349/199
- D304,429 S 11/1989 Bergstedt
- 5,015,544 A \* 5/1991 Burroughs ..... H01M 2/34  
200/16 D
- 5,059,895 A \* 10/1991 Cataldi ..... G01D 7/005  
324/104
- 5,188,231 A \* 2/1993 Kivell ..... B65D 75/54  
206/459.1
- 5,231,356 A \* 7/1993 Parker ..... G01D 7/005  
324/435
- 5,393,618 A \* 2/1995 Weiss ..... G01D 7/005  
429/90
- 2005/0077904 A1 4/2005 Bertness

\* cited by examiner

*Primary Examiner* — Antoine Duval Davis

(57) **CLAIM**

The ornamental design for a battery tester, as shown and described.

**DESCRIPTION**

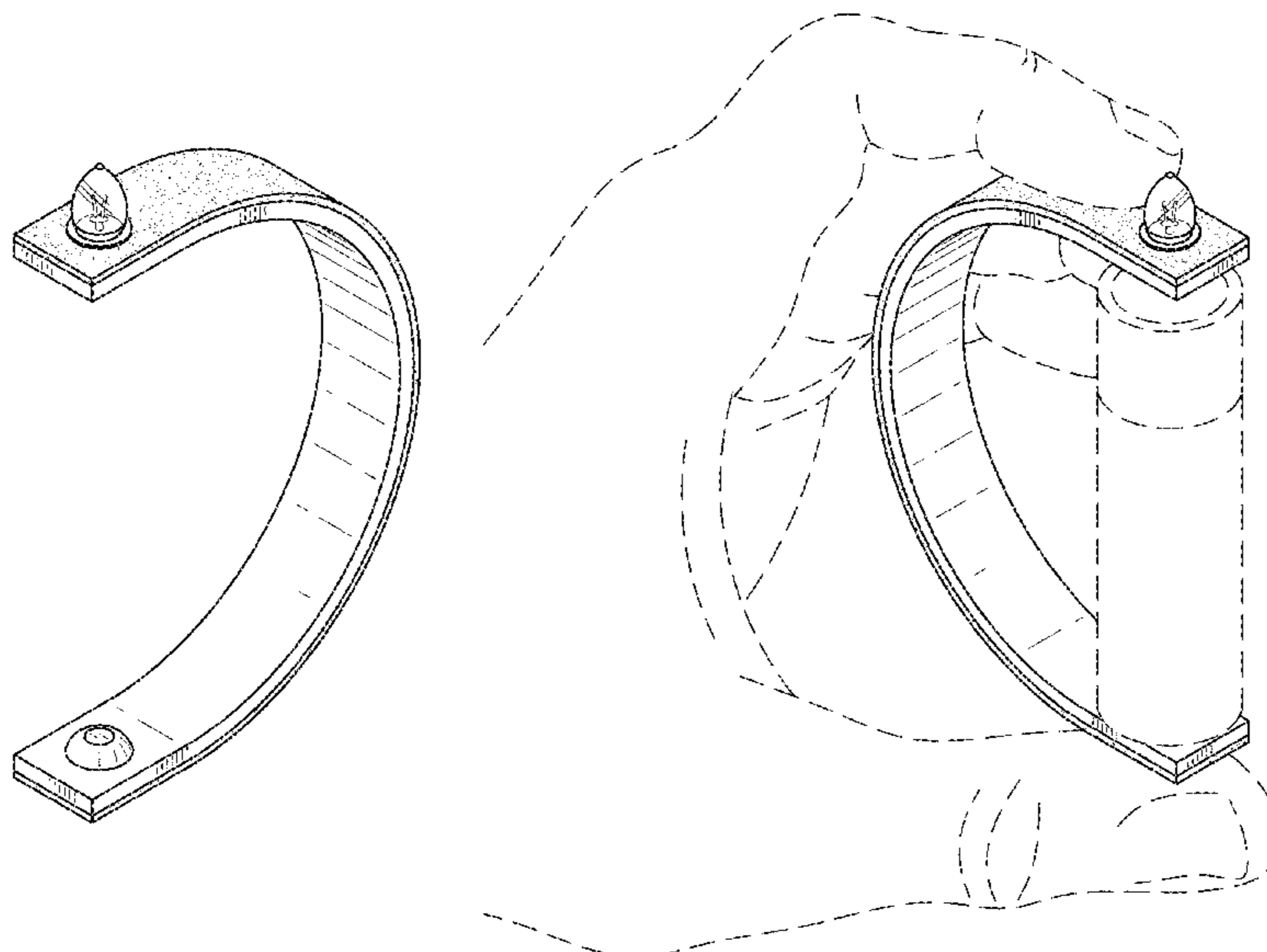
FIG. 1 is a front view of a battery tester showing my new design;  
 FIG. 2 is a rear view of the battery tester;  
 FIG. 3 is a right side view of the battery tester;  
 FIG. 4 is a left side view of the battery tester;  
 FIG. 5 is a top view of the battery tester;  
 FIG. 6 is a bottom view of the battery tester;  
 FIG. 7 is a top rear side perspective view of the battery tester; and,  
 FIG. 8 is a top front side perspective view of the battery tester in use.  
 The broken lines in FIG. 8 are illustrative of environmental structure forming no part of the claimed design.

**1 Claim, 4 Drawing Sheets**

(56) **References Cited**

**U.S. PATENT DOCUMENTS**

- 2,205,316 A 6/1940 Stratton
- 3,454,873 A \* 7/1969 Abrahams ..... H01M 6/5044  
324/437
- 3,736,498 A 5/1973 Skutch, Jr.



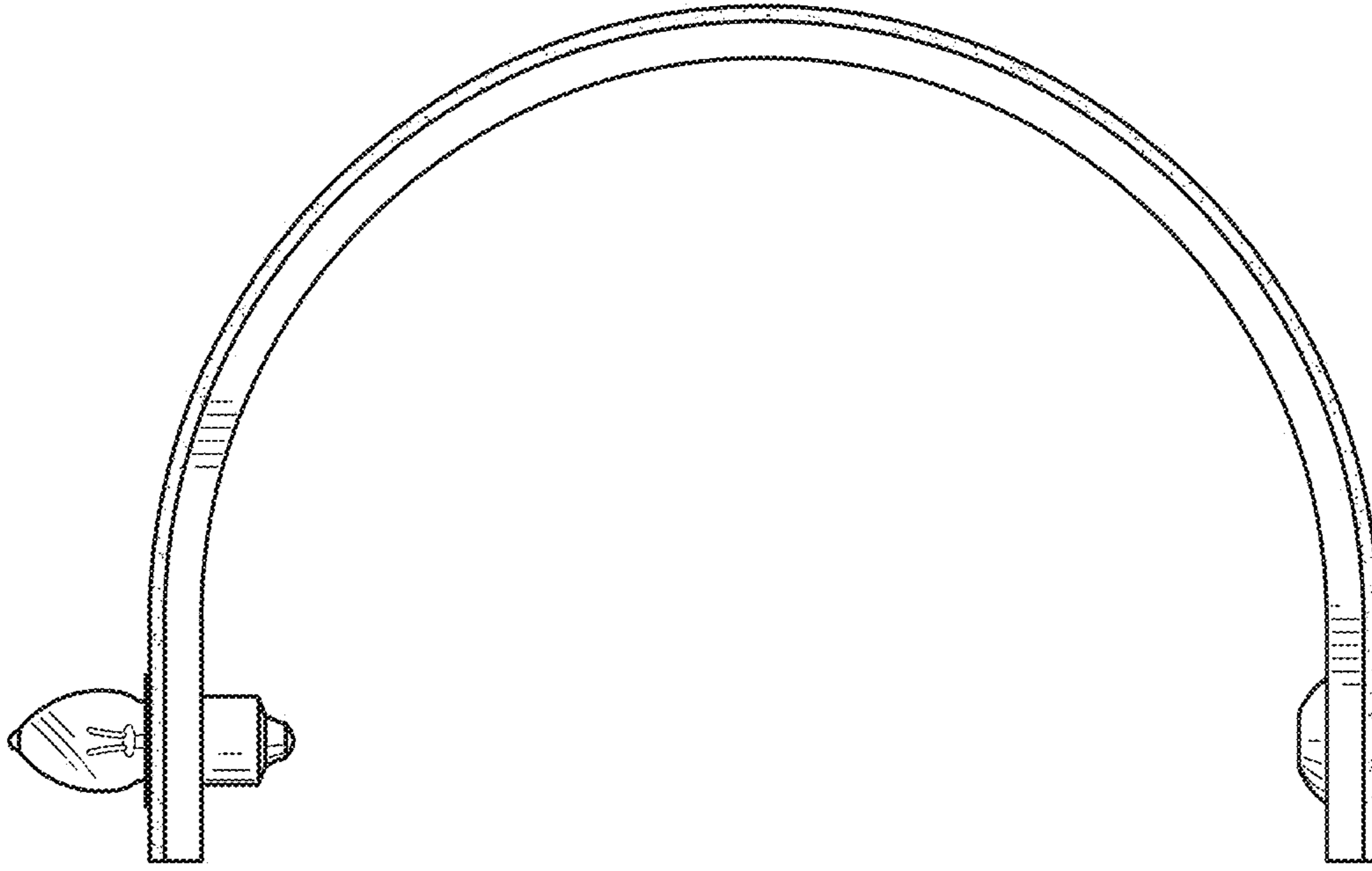


FIG. 2

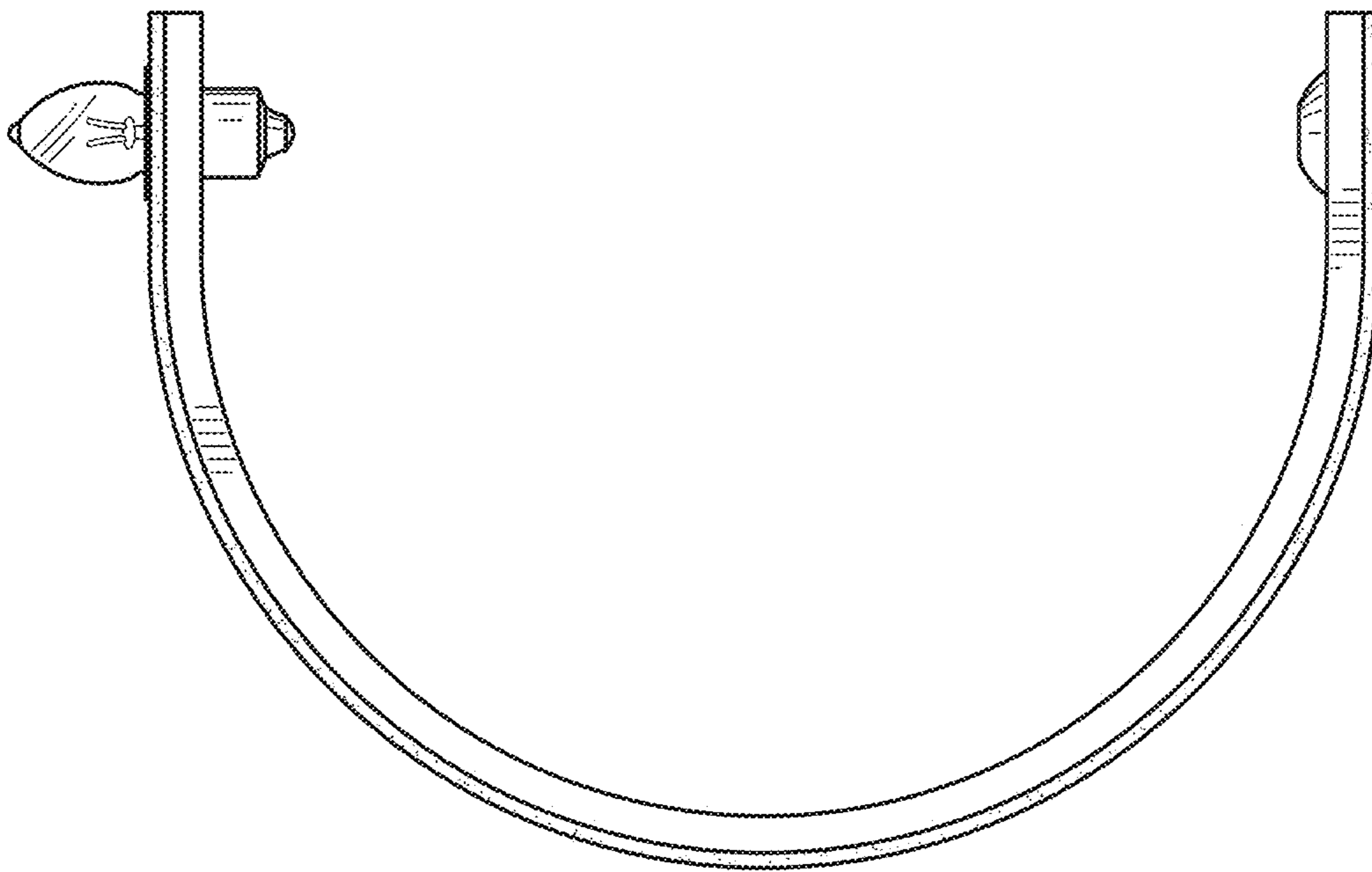


FIG. 1

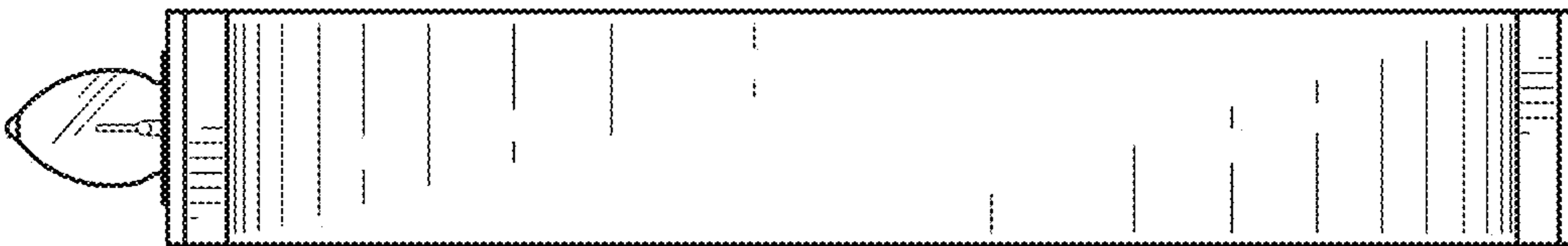


FIG. 3




FIG. 4




FIG. 5




FIG. 6

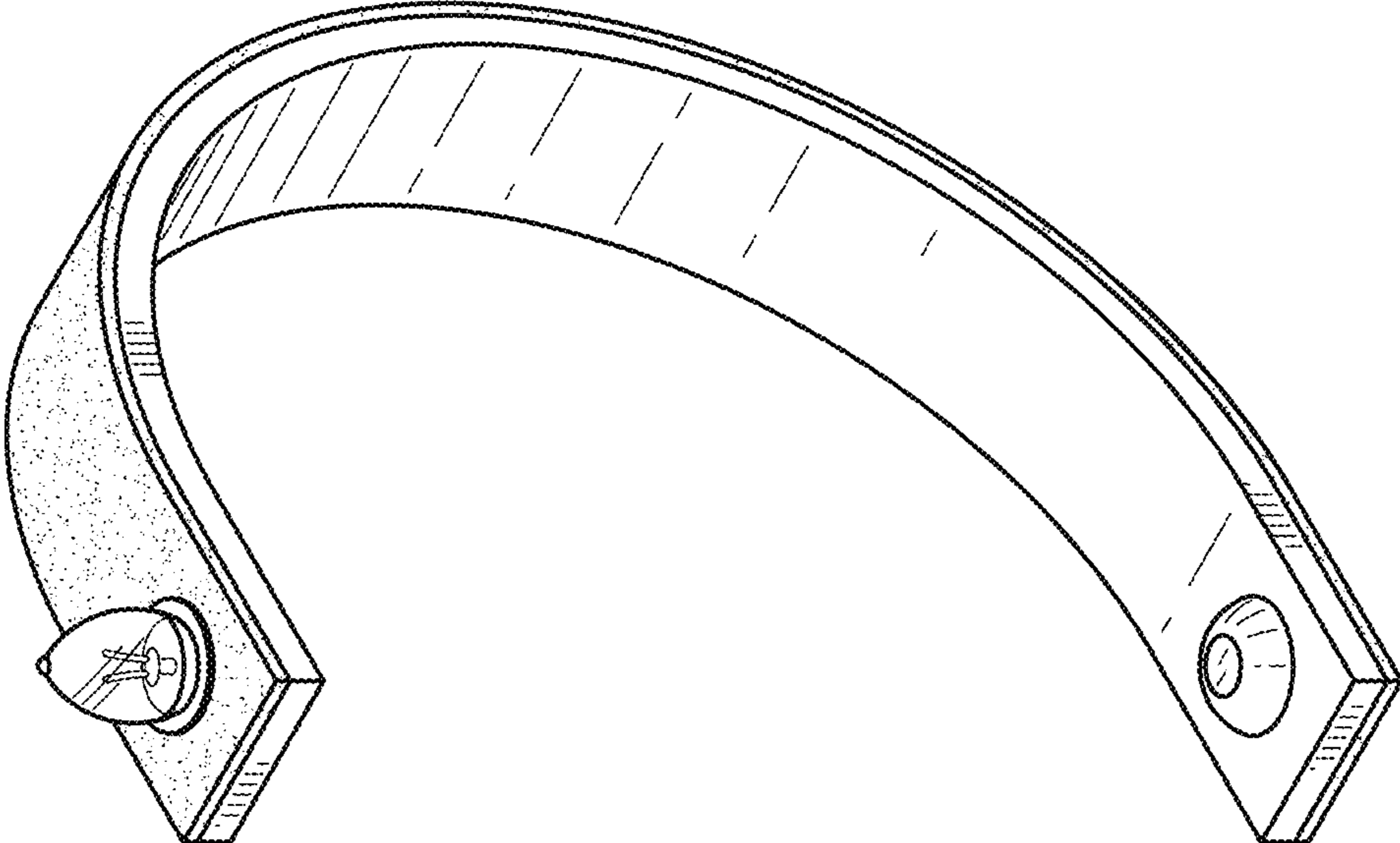


FIG. 7

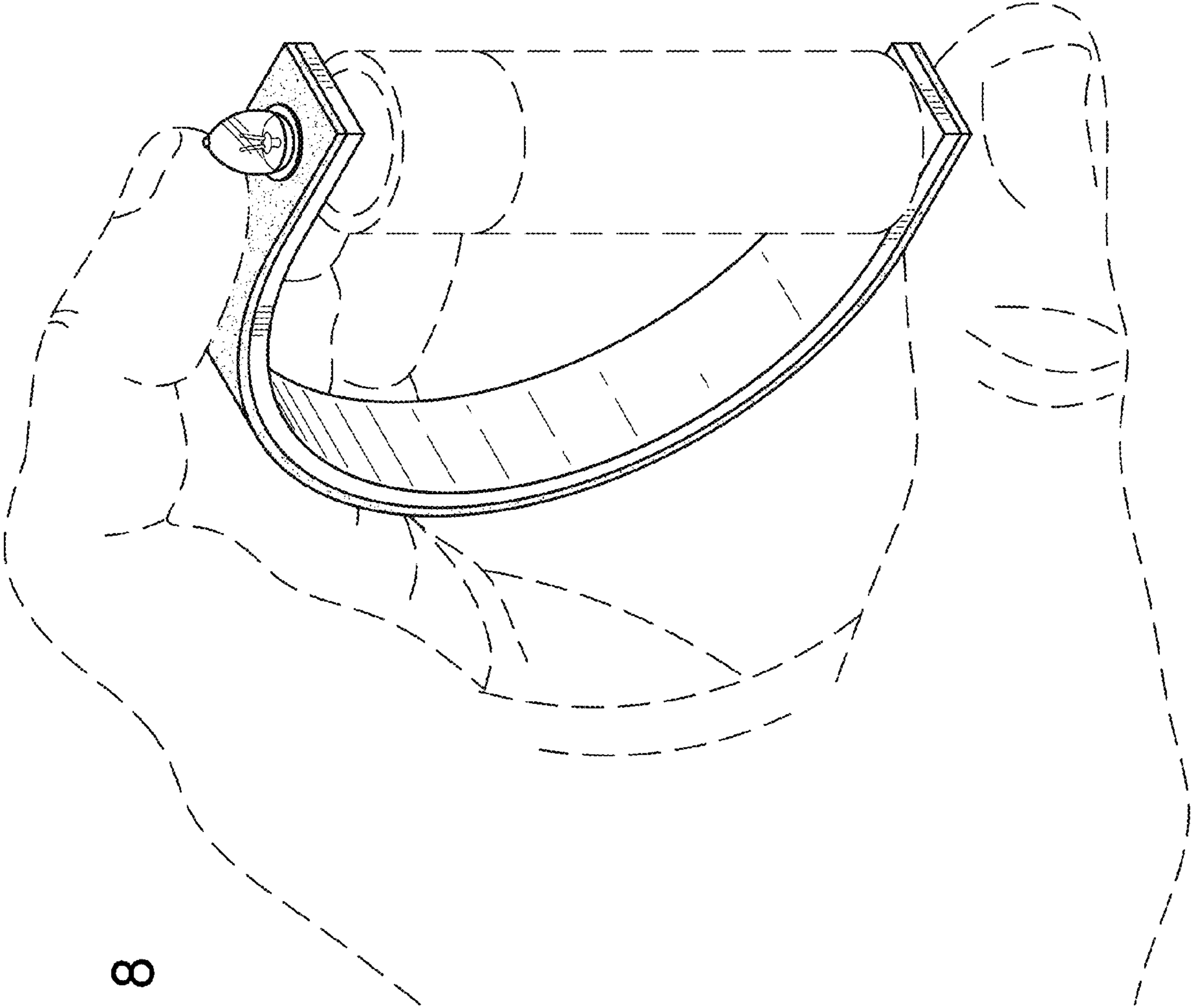


FIG. 8