



US00D883088S

(12) **United States Design Patent** (10) **Patent No.:** **US D883,088 S**
Riffe et al. (45) **Date of Patent:** **** May 5, 2020**

(54) **OVER THE COUNTER MEDICINAL CONTAINER WITH SURFACE ORNAMENTATION**

(74) *Attorney, Agent, or Firm* — Amanda Herman Berghaue

(71) Applicant: **The Procter & Gamble Company**, Cincinnati, OH (US)

(57) **CLAIM**

(72) Inventors: **Mary Carol Riffe**, Cincinnati, OH (US); **Erica Stoelb**, Loveland, OH (US)

The ornamental design for an over the counter medicinal container with surface ornamentation, as shown and described.

(73) Assignee: **The Procter & Gamble Company**, Cincinnati, OH (US)

DESCRIPTION

(**) Term: **15 Years**

The present application file contains at least one drawing executed in color. Copies of this patent or patent application publication with color drawing(s) will be provided by the Office upon request and payment of the necessary fee.

(21) Appl. No.: **29/677,659**

(22) Filed: **Jan. 23, 2019**

(51) **LOC (12) Cl.** **09-07**

(52) **U.S. Cl.**
USPC **D9/434; D9/432; D9/669**

(58) **Field of Classification Search**
USPC **D9/414-423, 430-433, 434, 456, 457, D9/711, 713, 721-722, 669; D20/10, 22, D20/27, 40, 42**

(Continued)

FIG. 1 is a perspective view of a first embodiment of an over the counter medicinal container with surface ornamentation embodying our new design;
FIG. 2 is a front view thereof;
FIG. 3 is a left side view thereof;
FIG. 4 is a back view thereof;
FIG. 5 is a right side view thereof;
FIG. 6 is a top view thereof;
FIG. 7 is a bottom view thereof;
FIG. 8 is a perspective view of a second embodiment of an over the counter medicinal container with surface ornamentation embodying our new design;
FIG. 9 is a front view thereof;
FIG. 10 is a left side view thereof;
FIG. 11 is a back view thereof;
FIG. 12 is a right side view thereof;
FIG. 13 is a top view thereof;
FIG. 14 is a bottom view thereof;
FIG. 15 is a perspective view of a third embodiment of an over the counter medicinal container with surface ornamentation embodying our new design;
FIG. 16 is a front view thereof;
FIG. 17 is a left side view thereof;
FIG. 18 is a back view thereof;
FIG. 19 is a right side view thereof;
FIG. 20 is a top view thereof; and,
FIG. 21 is a bottom view thereof.

(56) **References Cited**

U.S. PATENT DOCUMENTS

D589,359 S * 3/2009 Kusumi D9/432
D626,010 S * 10/2010 Criss D9/711

(Continued)

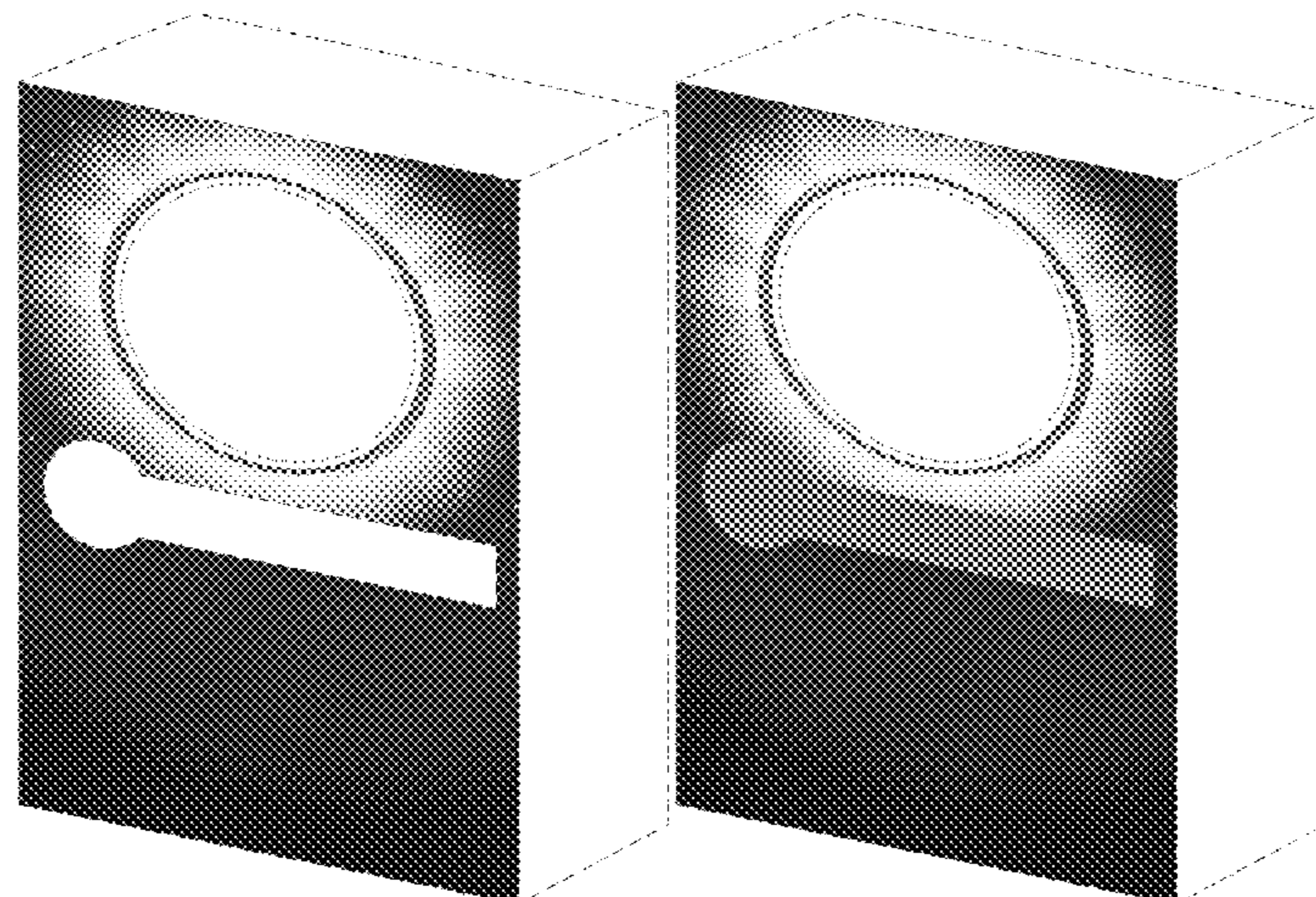
OTHER PUBLICATIONS

Align Probiotics Supplement. [online] Retrieved Dec. 2, 2019 from URL: https://www.amazon.com/Align-Probiotics-Supplement-Digestive-Probiotic/dp/B0055OV0MI/ref=sr_1_4?crd=N6D9QRPD3SRA&keywords=align+probiotic&qid=1575300965&srefix=align%2Caps%2C125&sr=8-4.*

(Continued)

Primary Examiner — Vy N Koenig

(Continued)



The evenly broken lines are shown for the purpose of illustrating parts of the article that form no part of the claim. The dot-dash lines represent the boundaries of the claim and form not part thereof.

1 Claim, 9 Drawing Sheets
(2 of 9 Drawing Sheet(s) Filed in Color)

(58) **Field of Classification Search**

CPC ... B65D 5/00; B65D 5/02; B65D 5/18; B65D
5/20

See application file for complete search history.

(56) **References Cited**

U.S. PATENT DOCUMENTS

D639,179	S	*	6/2011	Powers	D9/434
D691,476	S	*	10/2013	Macaulay	D9/516
D703,532	S	*	4/2014	Merchant	D9/434
D748,474	S	*	2/2016	Choi	D9/434
D749,414	S	*	2/2016	Choi	D9/434
D753,487	S	*	4/2016	Wells	D9/434
D783,396	S	*	4/2017	Riffe	D9/434
D795,073	S	*	8/2017	Powers	D9/499
D796,314	S	*	9/2017	Riffe	D9/414
D799,964	S	*	10/2017	Abel	D9/499

OTHER PUBLICATIONS

U.S. Appl. No. 29/677,657, filed Jan. 23, 2019, Riffe.

U.S. Appl. No. 29/677,658, filed Jan. 23, 2019, Riffe.

* cited by examiner

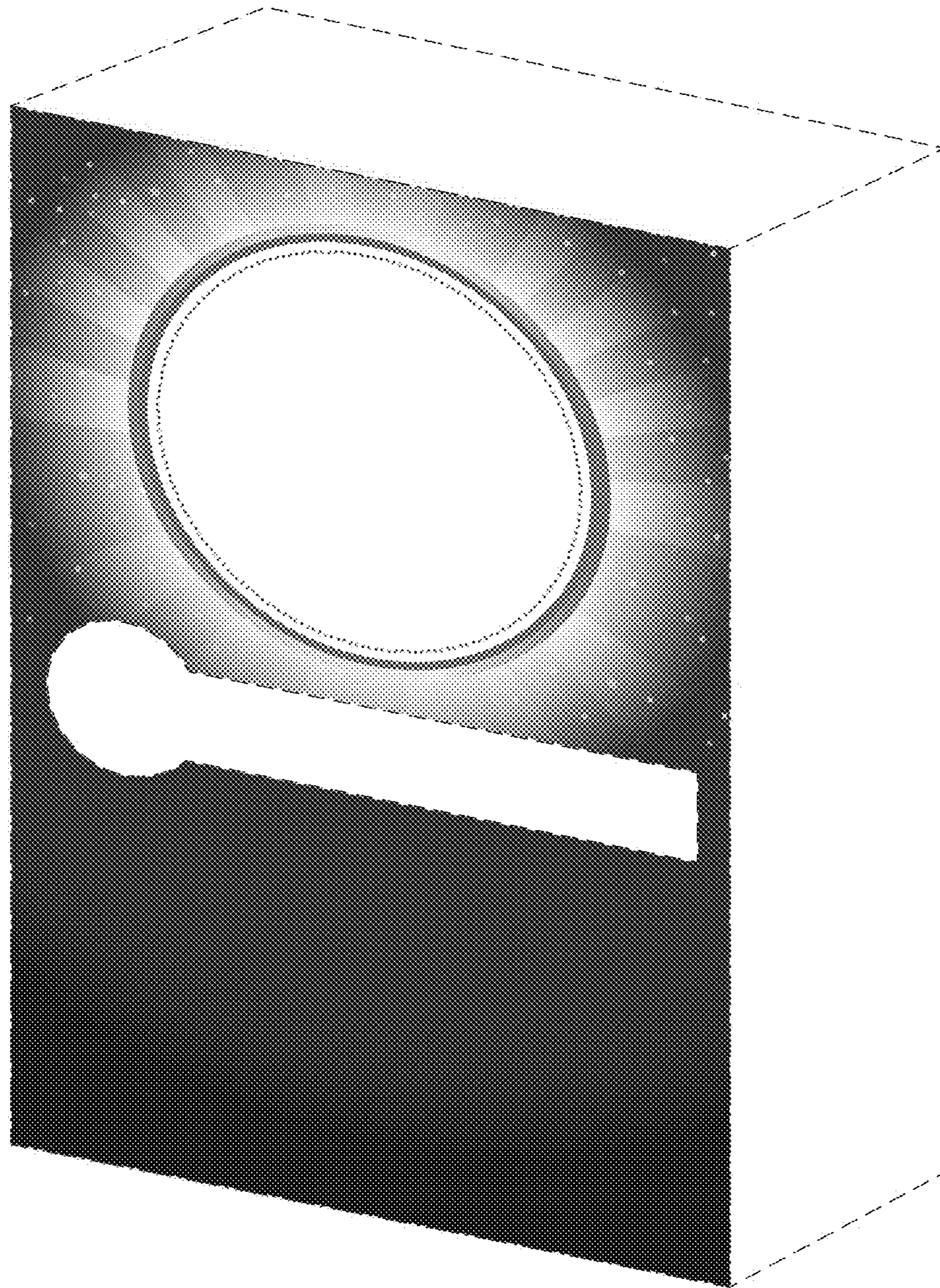


FIG. 1




FIG. 2




FIG. 3




FIG. 4




FIG. 5



FIG. 6




FIG. 7

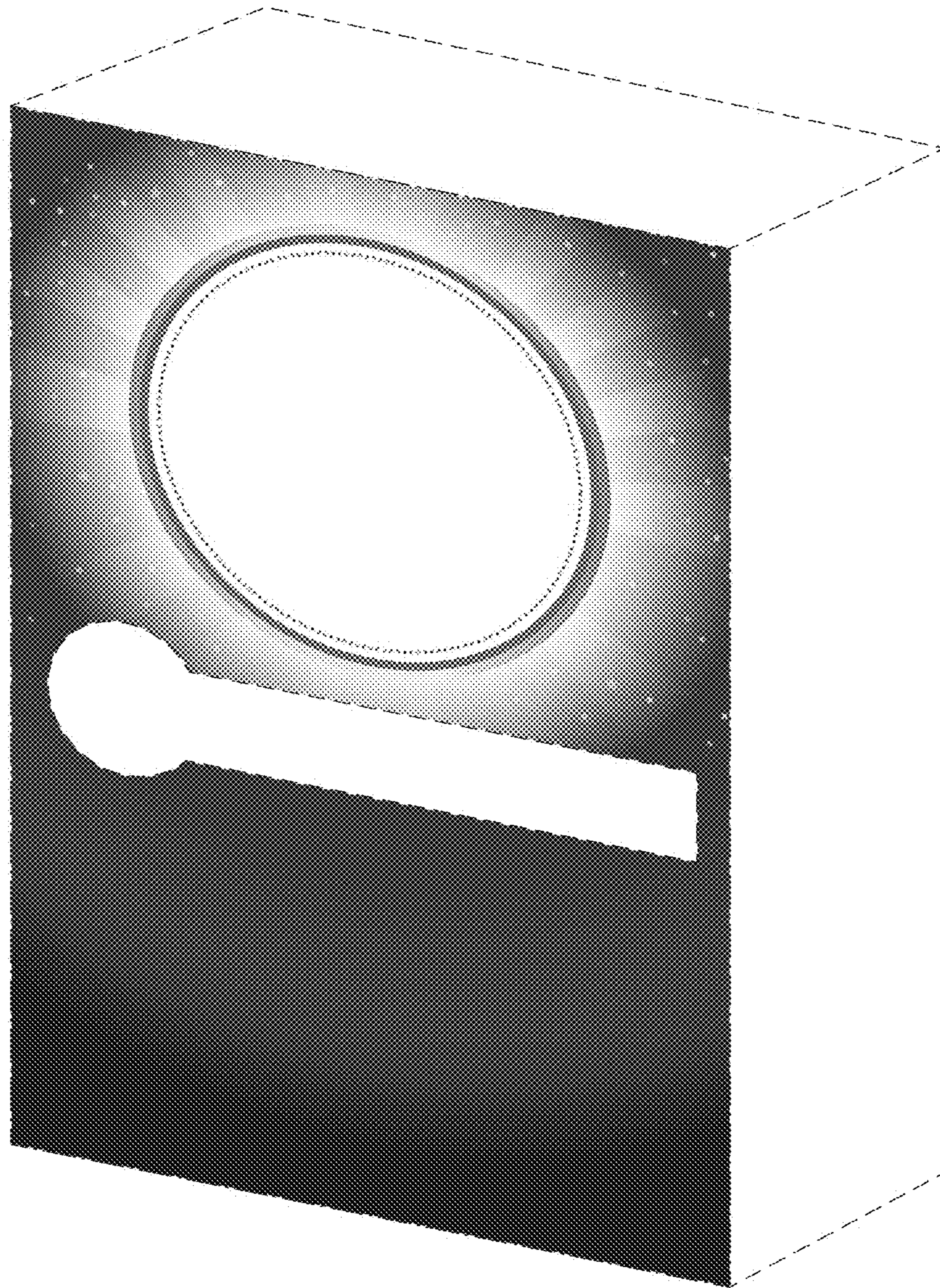


FIG. 8




FIG. 9




FIG. 10




FIG. 11




FIG. 12




FIG. 13




FIG. 14

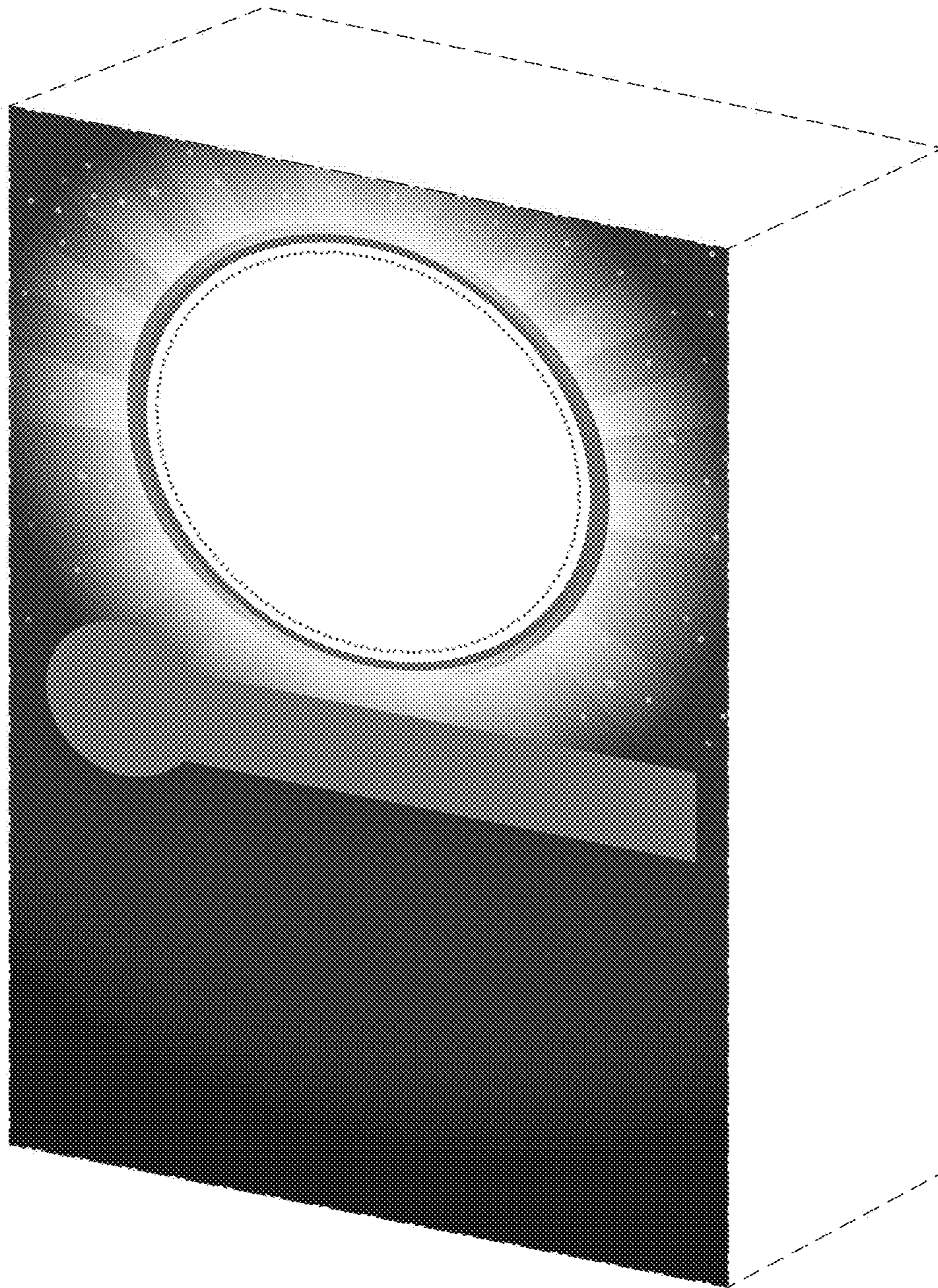


FIG. 15




FIG. 16




FIG. 17




FIG. 18




FIG. 19




FIG. 20




FIG. 21