



US00D883084S

(12) **United States Design Patent** (10) **Patent No.:** **US D883,084 S**
Sinclair et al. (45) **Date of Patent:** **** May 5, 2020**

(54) **COMPACT DISC COVER**

(71) Applicants: **Michael Sinclair**, Sydney (AU); **Olivia Moore**, Sydney (AU)

(72) Inventors: **Michael Sinclair**, Sydney (AU); **Olivia Moore**, Sydney (AU)

(**) Term: **15 Years**

(21) Appl. No.: **29/669,304**

(22) Filed: **Nov. 7, 2018**

(30) **Foreign Application Priority Data**

May 8, 2018 (AU) 201812701

(51) **LOC (12) Cl.** **09-03**

(52) **U.S. Cl.**
USPC **D9/432**

(58) **Field of Classification Search**
USPC D9/414-433, 434, 456, 457, 711, 713,
D9/721-722, 737, 756, 758, 759, 760;
D3/272-274, 290, 304, 305, 315;
D20/10, 22, 27, 40, 42
CPC ... B65D 5/00; B65D 5/02; B65D 5/18; B65D
5/20

See application file for complete search history.

(56) **References Cited**

U.S. PATENT DOCUMENTS

D362,367 S *	9/1995	Olsson	D6/632
D362,972 S *	10/1995	Wunsch	D9/737
D386,406 S *	11/1997	House	D9/433
D519,367 S *	4/2006	Alexander	D9/433
D520,799 S *	5/2006	Breuner	D6/407
D526,896 S *	8/2006	Partida	D6/634
D582,978 S *	12/2008	Fu	D19/26
D600,965 S *	9/2009	Eliaáš	D6/626
D609,563 S *	2/2010	Daum et al.	D6/634
D641,579 S *	7/2011	Wynalda, Jr.	D6/407
D646,917 S *	10/2011	Wynalda, Jr.	D6/627

D646,918 S *	10/2011	Wynalda, Jr.	D6/407
8,403,133 B2 *	3/2013	Lien	G11B 33/0427 206/308.1
D860,311 S *	9/2019	Sindo	D19/26
2006/0006080 A1 *	1/2006	Gustafsson	B42D 15/045 206/308.1
2010/0044258 A1 *	2/2010	Siecke	G11B 33/0422 206/308.1

OTHER PUBLICATIONS

High Quality Kraft CD Case for Double CD. [online] Published on Jun. 16, 2017. Retrieved Mar. 30, 2019 from URL: <https://www.wildwext.com/home/29898-12x-high-quality-kraft-cd-bag-storage-packaging-case-for-double-cd-cover-envelope-sleeve-holding-2-discs.html>.*

* cited by examiner

Primary Examiner — Vy N Koenig
(74) *Attorney, Agent, or Firm* — Innovation Capital Law Group, LLP; Vic Lin

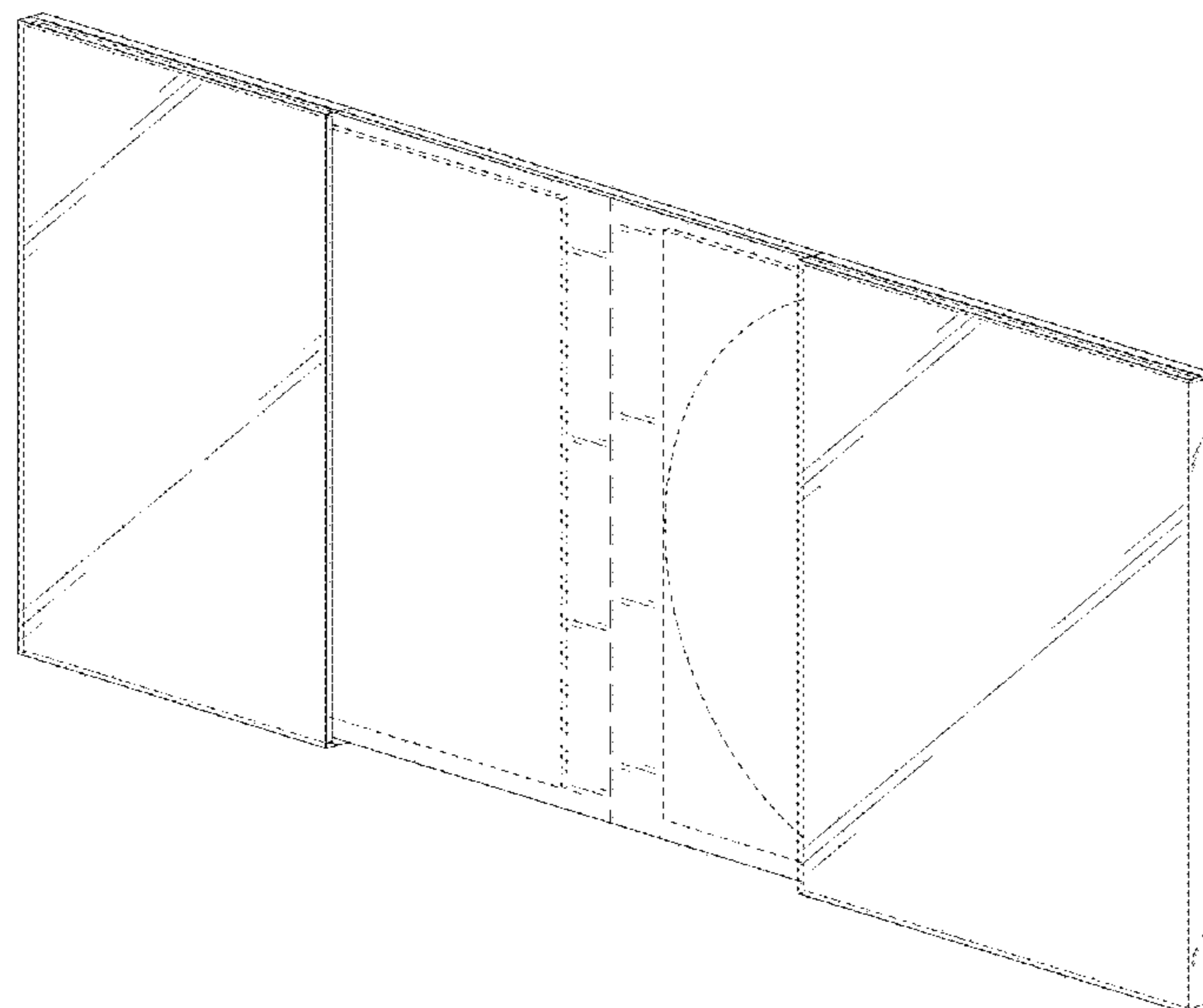
(57) **CLAIM**

The ornamental design for a compact disc cover, as shown and described.

DESCRIPTION

FIG. 1 is a front perspective view of a compact disc cover showing our new design;
FIG. 2 is a front elevation view thereof;
FIG. 3 is a rear elevation view thereof;
FIG. 4 is a top plan view thereof;
FIG. 5 is a bottom plan view thereof;
FIG. 6 is a right elevation view thereof;
FIG. 7 is a left elevation view thereof; and,
FIG. 8 is an exploded perspective view thereof.
The broken lines in the figures are for the purpose of illustrating portions of the compact disc cover that form no part of the claimed design.

1 Claim, 6 Drawing Sheets



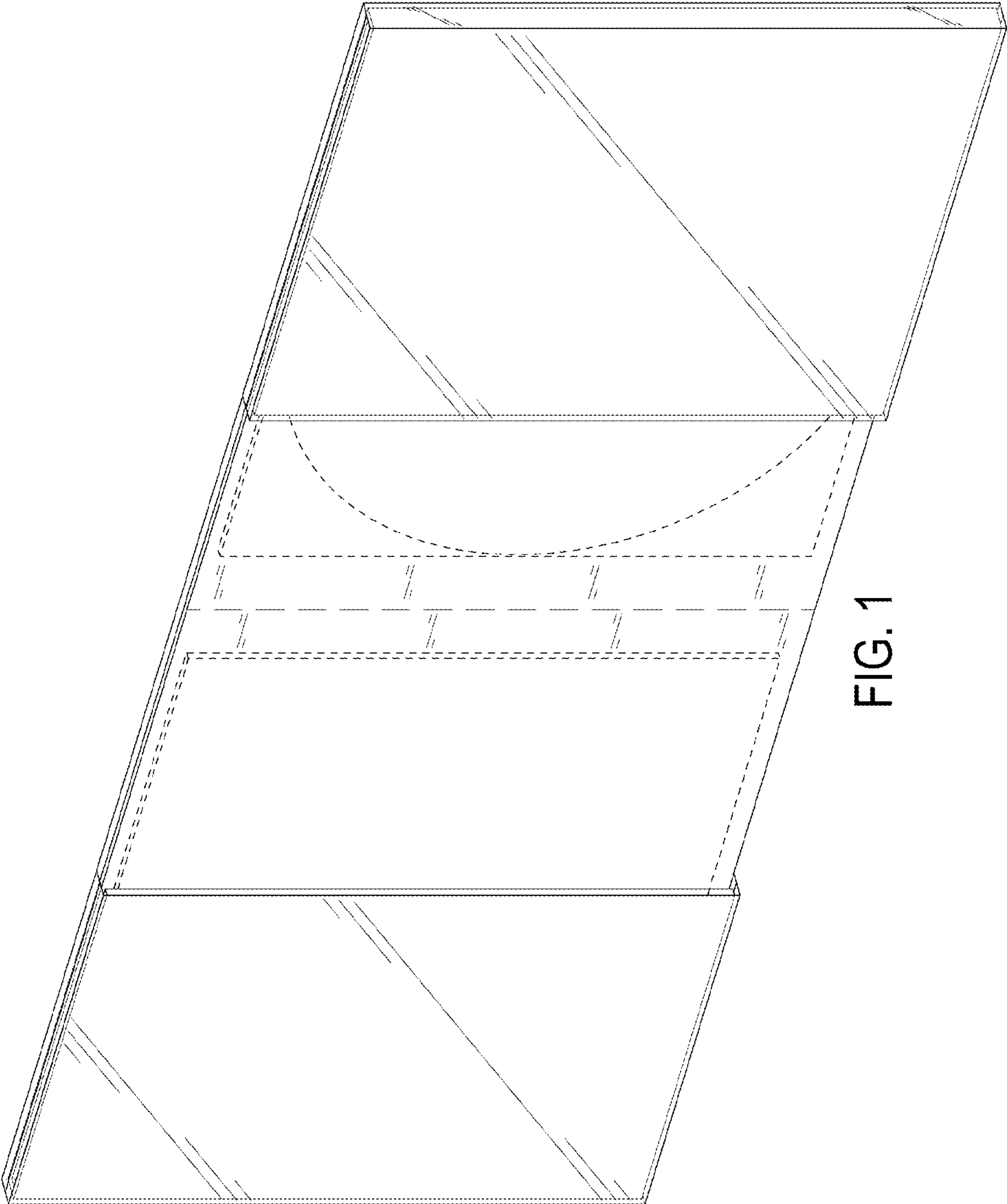


FIG. 1

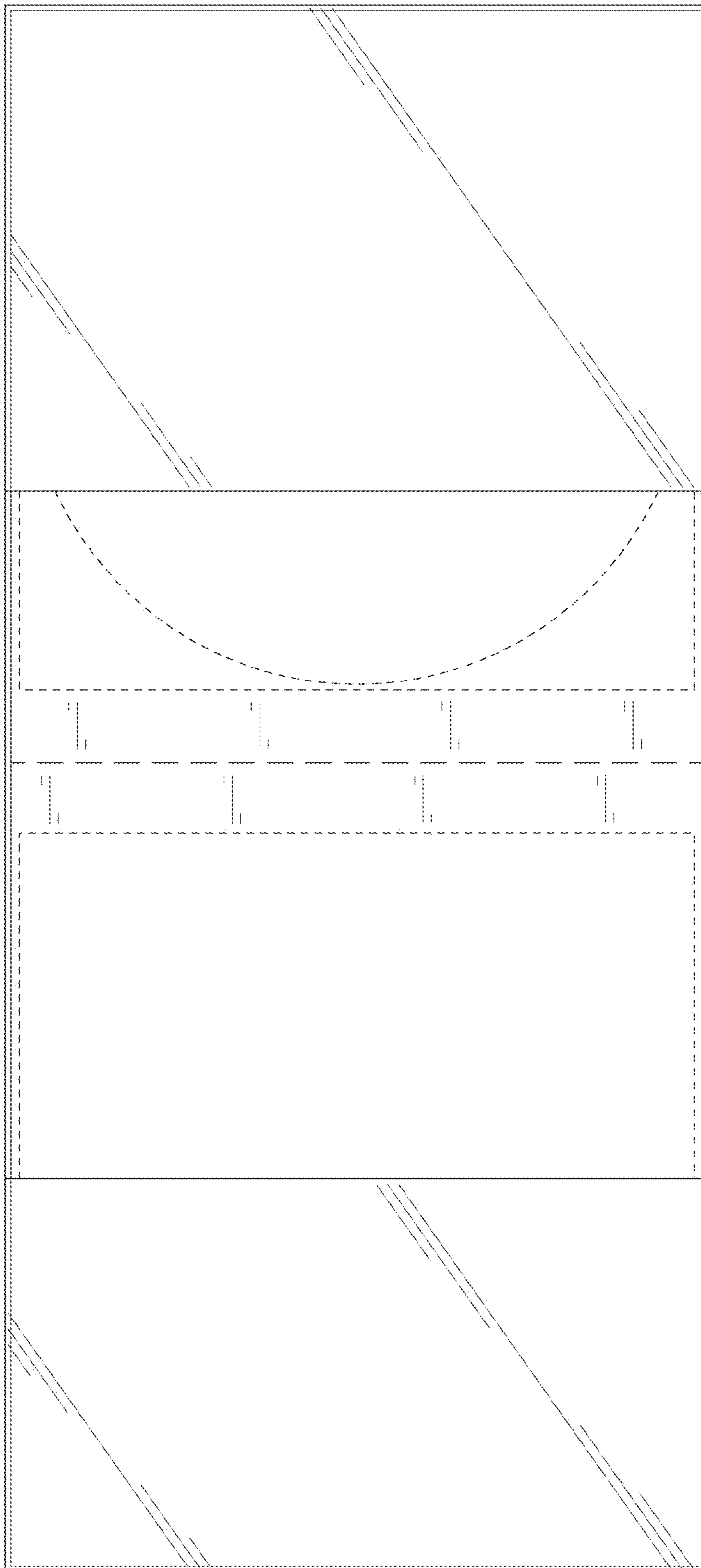


FIG. 2

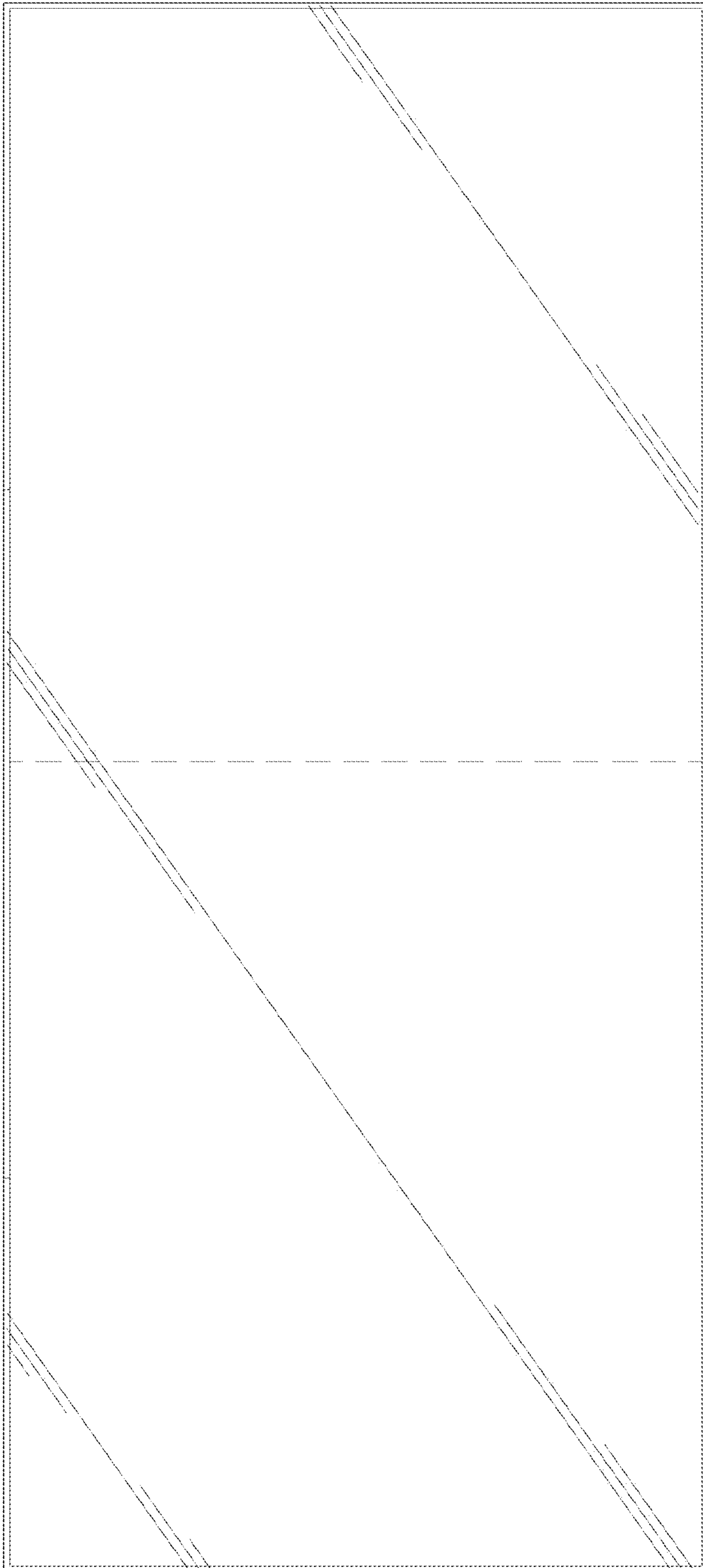


FIG. 3



FIG. 4



FIG. 5




FIG. 6




FIG. 7




FIG. 8