



US00D883080S

(12) **United States Design Patent** (10) **Patent No.:** **US D883,080 S**  
**VanEtten** (45) **Date of Patent:** **\*\* May 5, 2020**

- (54) **FEMININE HYGIENE ARTICLE PACKAGE**
- (71) Applicant: **The Procter & Gamble Company,**  
Cincinnati, OH (US)
- (72) Inventor: **Alexis Leigh VanEtten,** Cincinnati, OH  
(US)
- (73) Assignee: **The Procter & Gamble Company,**  
Cincinnati, OH (US)
- (\*\*) Term: **15 Years**
- (21) Appl. No.: **29/615,636**
- (22) Filed: **Aug. 30, 2017**
- (51) **LOC (12) Cl.** ..... **09-03**
- (52) **U.S. Cl.**  
USPC ..... **D9/414**
- (58) **Field of Classification Search**  
USPC ..... D9/414-420, 499, 434, 658, 432, 707  
CPC ..... B65D 5/422  
See application file for complete search history.

- D765,507 S \* 9/2016 Hood ..... D9/434
- D768,480 S \* 10/2016 Hood ..... D9/434
- D768,481 S \* 10/2016 Gagliardo ..... D9/434
- D779,320 S \* 2/2017 Rubio ..... D9/432
- D779,321 S \* 2/2017 Rubio ..... D9/432
- D779,322 S \* 2/2017 Rubio ..... D9/432
- D779,327 S \* 2/2017 Fraser ..... D9/499

(Continued)

*Primary Examiner* — Rhea Shields  
(74) *Attorney, Agent, or Firm* — William E. Gallagher

(57) **CLAIM**

The ornamental design for a feminine hygiene article pack-  
age, as shown and described.

**DESCRIPTION**

FIG. 1 is a front perspective view of a first embodiment of a feminine hygiene article package embodying the new design;

FIG. 2 is a front view of the design shown in FIG. 1;

FIG. 3 is a right side view of the design shown in FIG. 1;

FIG. 4 is a back view of the design shown in FIG. 1;

FIG. 5 is a left side view of the design shown in FIG. 1;

FIG. 6 is a top view of the design in FIG. 1; and

FIG. 7 is a bottom view of the design in FIG. 1.

FIG. 8 is a front perspective view of another embodiment of a feminine hygiene article package embodying the new design;

FIG. 9 is a front view of the design shown in FIG. 8;

FIG. 10 is a right side view of the design shown in FIG. 8;

FIG. 11 is a back view of the design shown in FIG. 8;

FIG. 12 is a left side view of the design shown in FIG. 8;

FIG. 13 is a top view of the design in FIG. 8; and,

FIG. 14 is a bottom view of the design in FIG. 8.

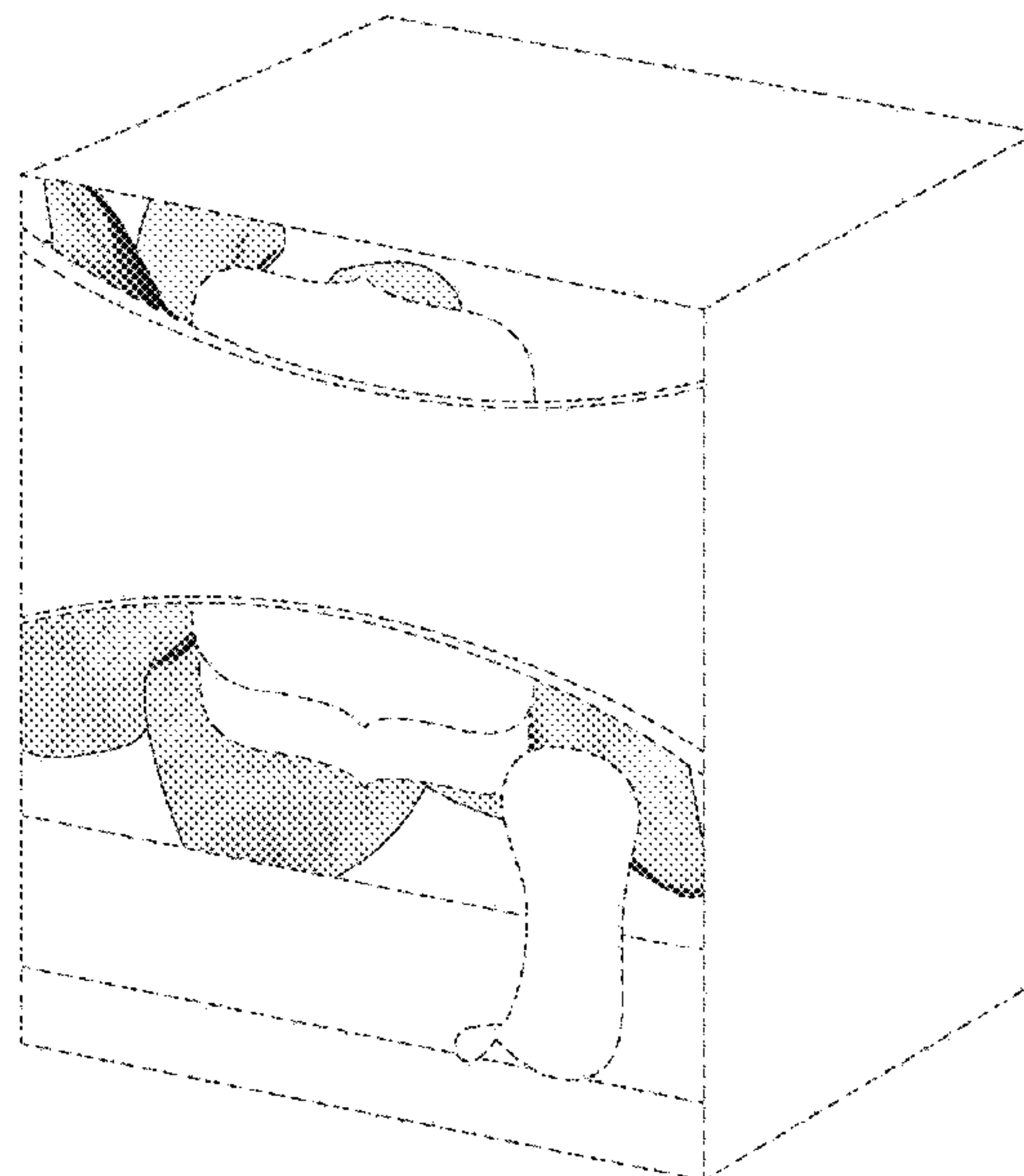
Solid lines shown in the figures described above form the claimed design. Broken lines shown in the figures described above are for the purpose of illustrating environment only and form no part of the claimed design.

(56) **References Cited**

**U.S. PATENT DOCUMENTS**

- 3,866,815 A \* 2/1975 Desmond ..... B65D 5/422  
206/459.5
- D636,666 S \* 4/2011 Bone ..... D9/432
- D655,155 S \* 3/2012 Tekulve ..... D9/432
- D655,156 S \* 3/2012 Schrimpf ..... D9/432
- D655,157 S \* 3/2012 Hablutzel ..... D9/434
- D656,016 S \* 3/2012 Hablutzel ..... D9/434
- D660,145 S \* 5/2012 Tekulve ..... D9/432
- D674,692 S \* 1/2013 Chase ..... D9/434
- D686,066 S \* 7/2013 Macaulay ..... D9/434
- D706,630 S \* 6/2014 Merchant ..... D9/434
- D742,246 S \* 11/2015 Tan ..... D9/707
- D752,439 S \* 3/2016 Abel ..... D9/499
- D762,122 S \* 7/2016 Spenceman ..... D9/434
- D764,913 S \* 8/2016 Hood ..... D9/434

**1 Claim, 6 Drawing Sheets**



(56)

**References Cited**

U.S. PATENT DOCUMENTS

D829,546 S \* 10/2018 Gagliardo ..... D9/434  
D833,883 S \* 11/2018 Harmon ..... D9/658

\* cited by examiner

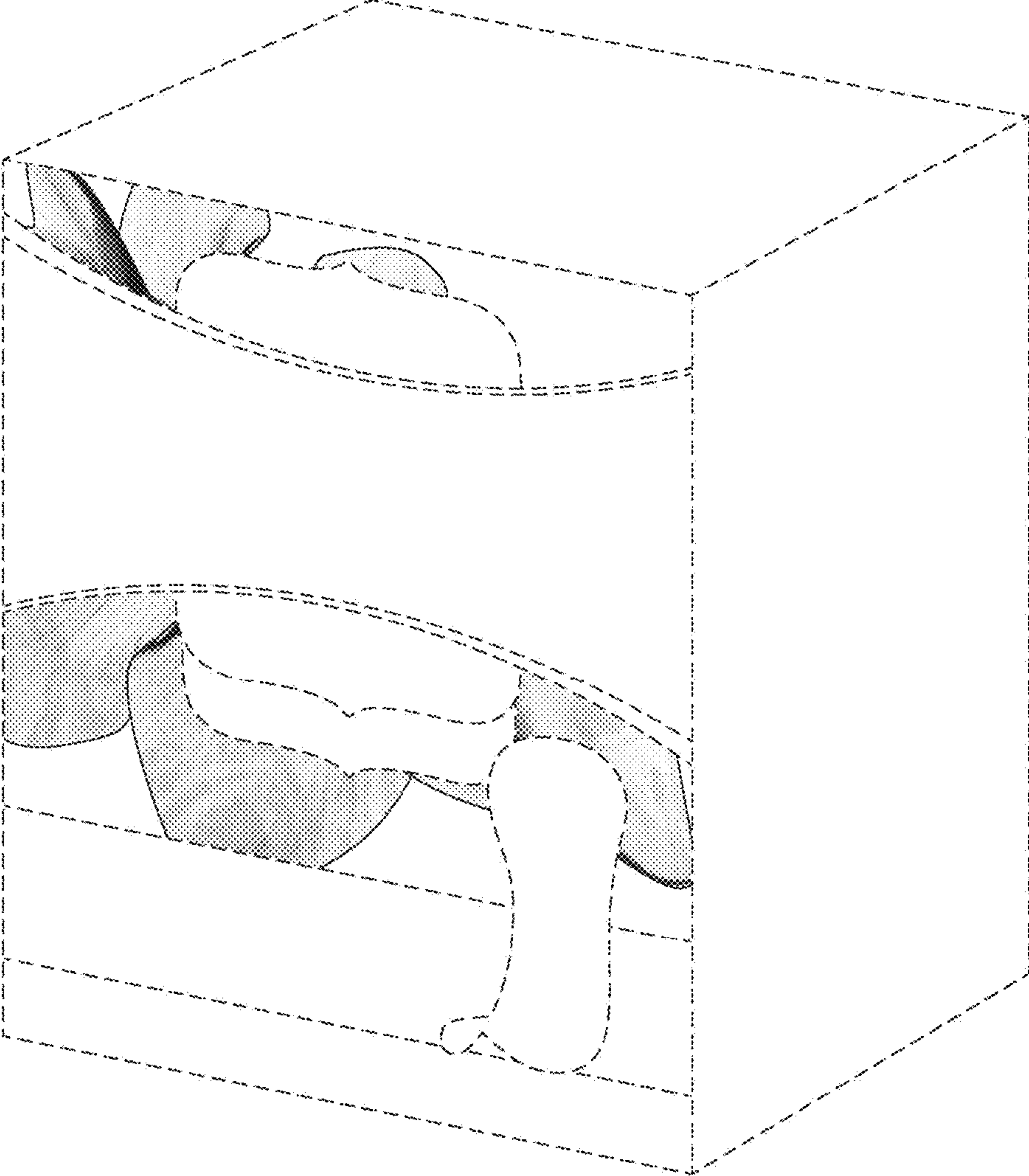


Fig. 1

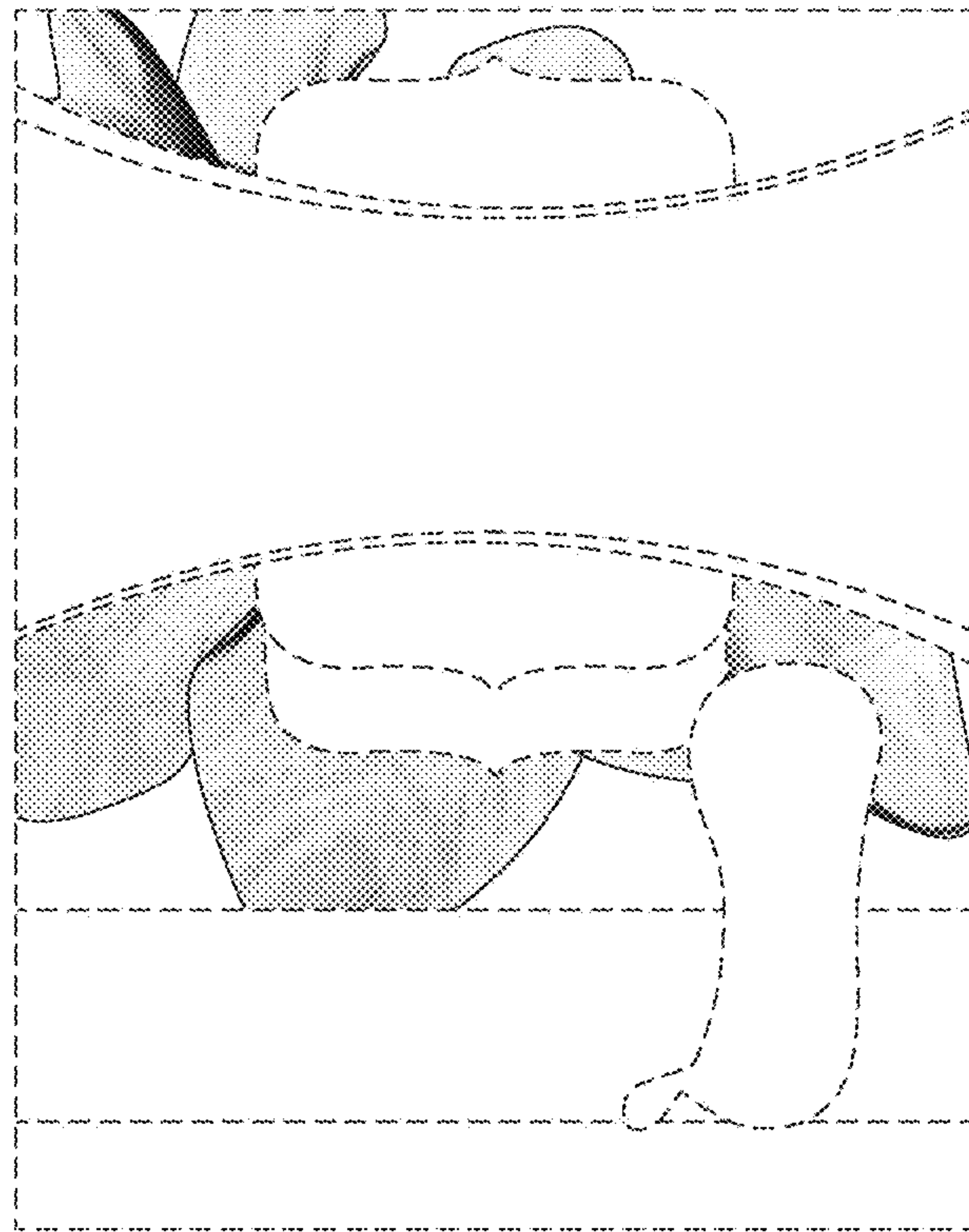


Fig. 2




Fig. 3




Fig. 4




Fig. 5



Fig. 6



Fig. 7



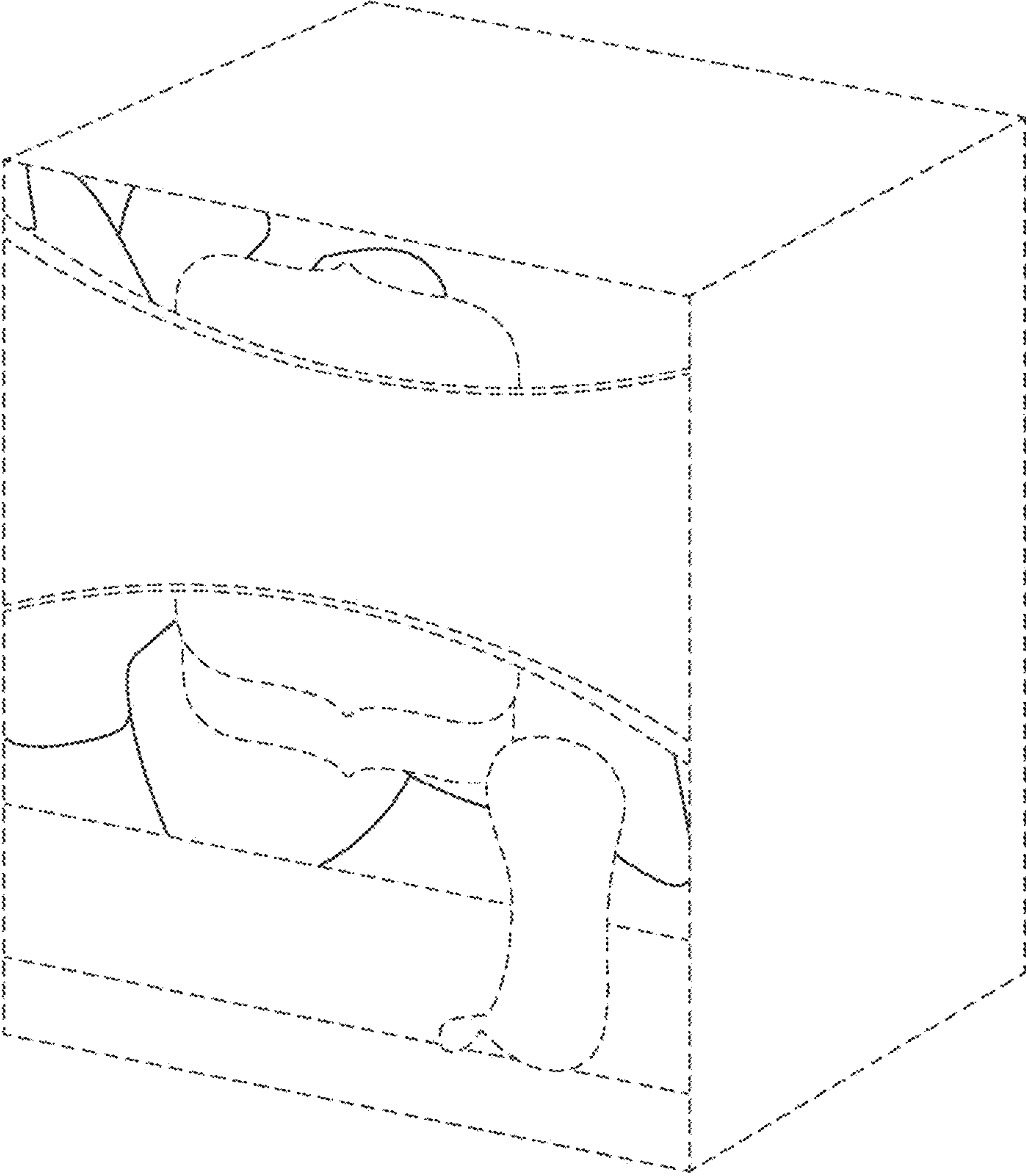


Fig. 8

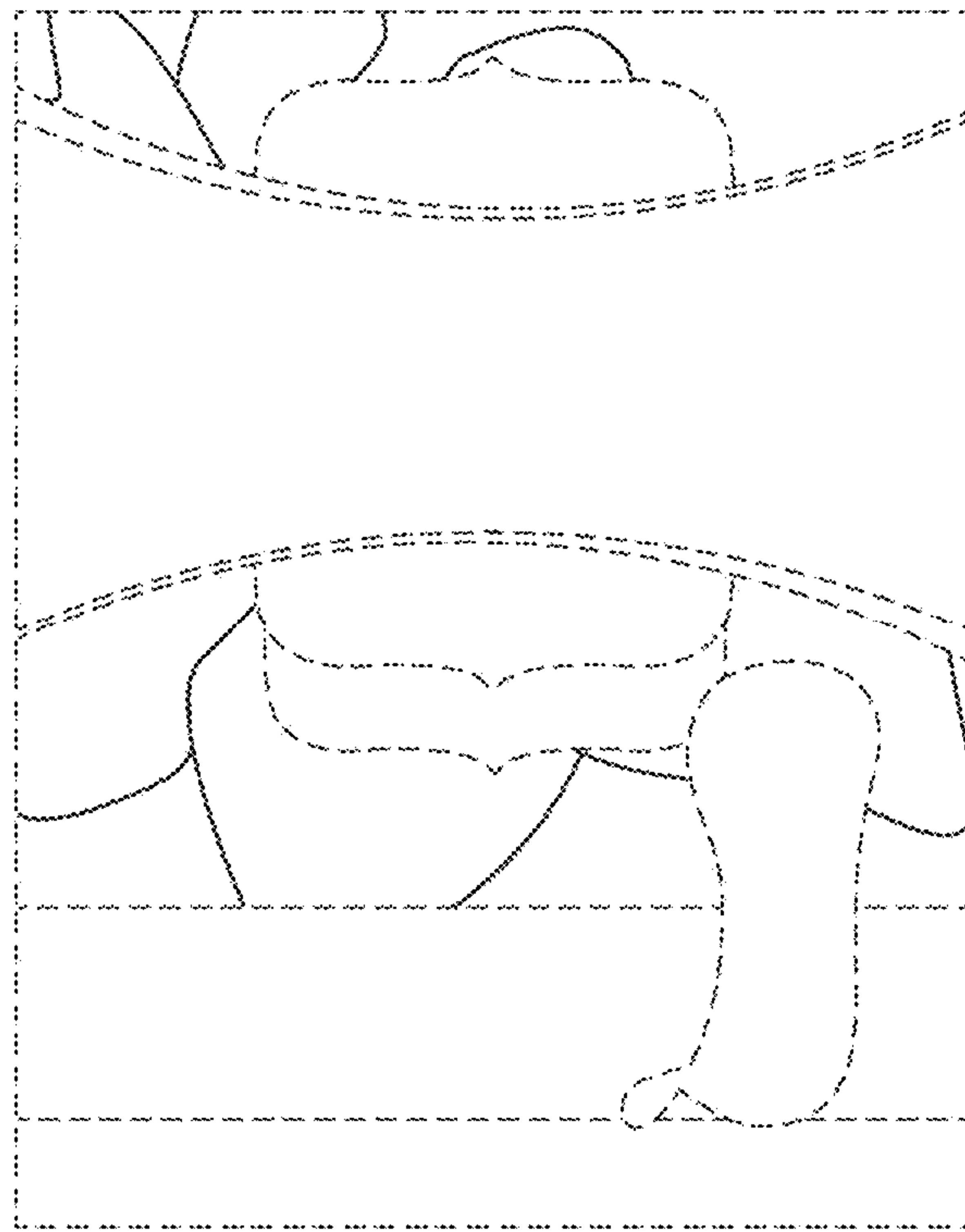


Fig. 9




Fig. 10




Fig. 11




Fig. 12



Fig. 13



Fig. 14