



US00D883073S

(12) **United States Design Patent** (10) **Patent No.:** **US D883,073 S**
Jaramillo (45) **Date of Patent:** **** May 5, 2020**

(54) **ANGLED SUPPORT BRACKET**
(71) Applicant: **Elliot L Jaramillo**, Berkeley, CA (US)
(72) Inventor: **Elliot L Jaramillo**, Berkeley, CA (US)
(73) Assignee: **Concept Clean Energy, LLC**, Laguna Beach, CA (US)

(**) Term: **15 Years**
(21) Appl. No.: **29/667,492**
(22) Filed: **Oct. 22, 2018**
(51) **LOC (12) Cl.** **08-08**
(52) **U.S. Cl.**
USPC **D8/354**
(58) **Field of Classification Search**
USPC D8/349, 354, 363, 366, 371, 373, 376,
D8/377, 380, 381, 394-396, 400;
D25/49; 16/94 R, 95 R, 235, 249, 333,
16/344, DIG. 34, DIG. 40; 160/196.1,
160/199, 206; 248/200, 240, 291.1,
248/292.11, 298.1
CPC F16C 1/26; B66B 7/02; B65G 21/20
See application file for complete search history.

(56) **References Cited**

U.S. PATENT DOCUMENTS
5,568,672 A * 10/1996 Mullet E05D 15/24
16/94 R
D491,054 S * 6/2004 Caterinacci, Jr. D8/381
D731,275 S * 6/2015 Hochman D8/354

* cited by examiner


Primary Examiner — Randall H Gholson
(74) *Attorney, Agent, or Firm* — FisherBroyles, LLP

(57) **CLAIM**
The ornamental design for a angled support bracket, as shown and described.

DESCRIPTION

FIG. 1 is a side view of a support leg showing the new design.
FIG. 2 is an upper front perspective view thereof.
FIG. 3 is a lower front perspective view thereof.
FIG. 4 is a front plan view thereof.
FIG. 5 is a rear plan view thereof.
FIG. 6 is a bottom plan view thereof; and,
FIG. 7 is a top plan view thereof.

1 Claim, 5 Drawing Sheets






Fig. 1




Fig. 2

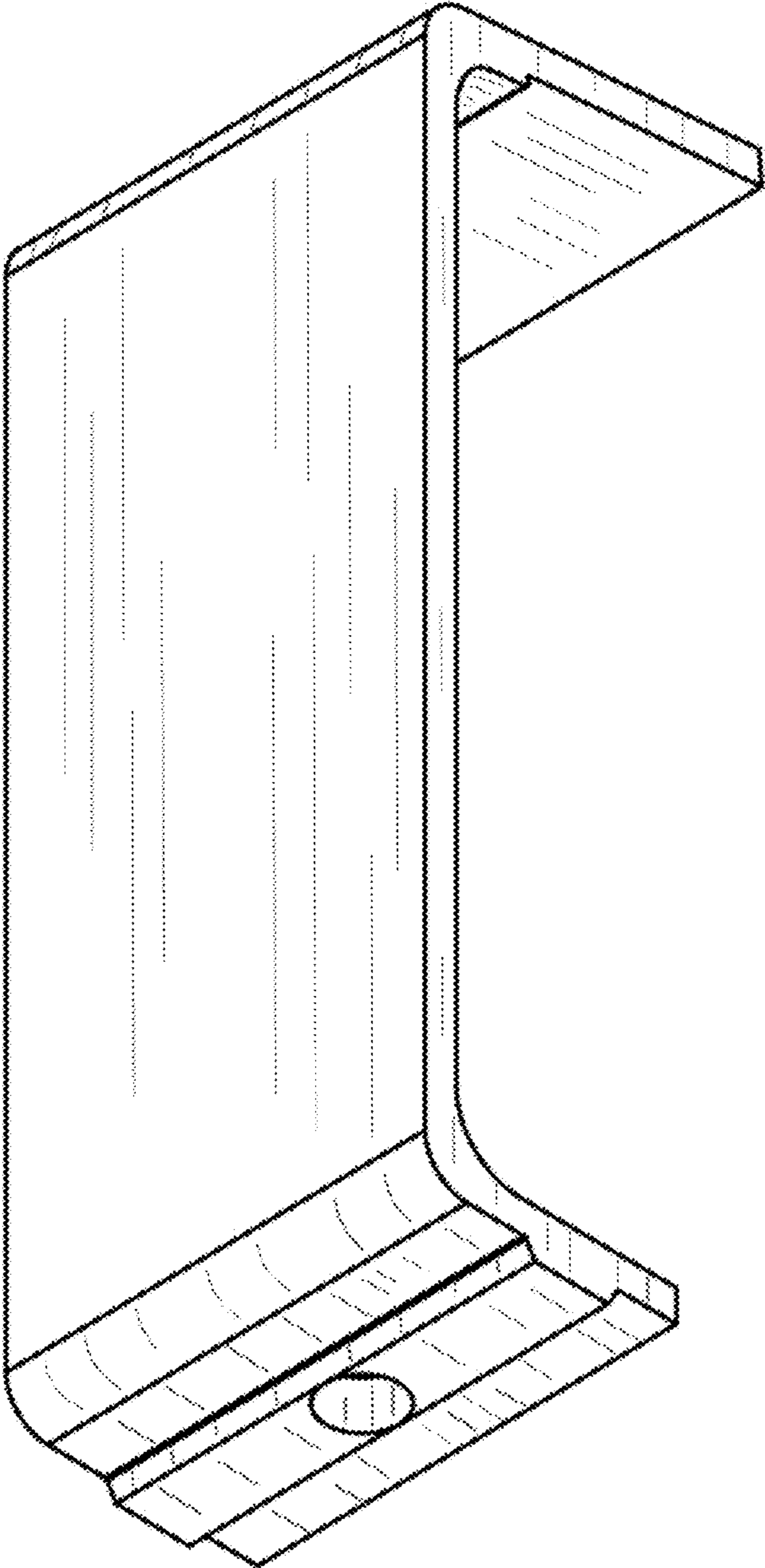


Fig. 3




Fig. 4




Fig. 5

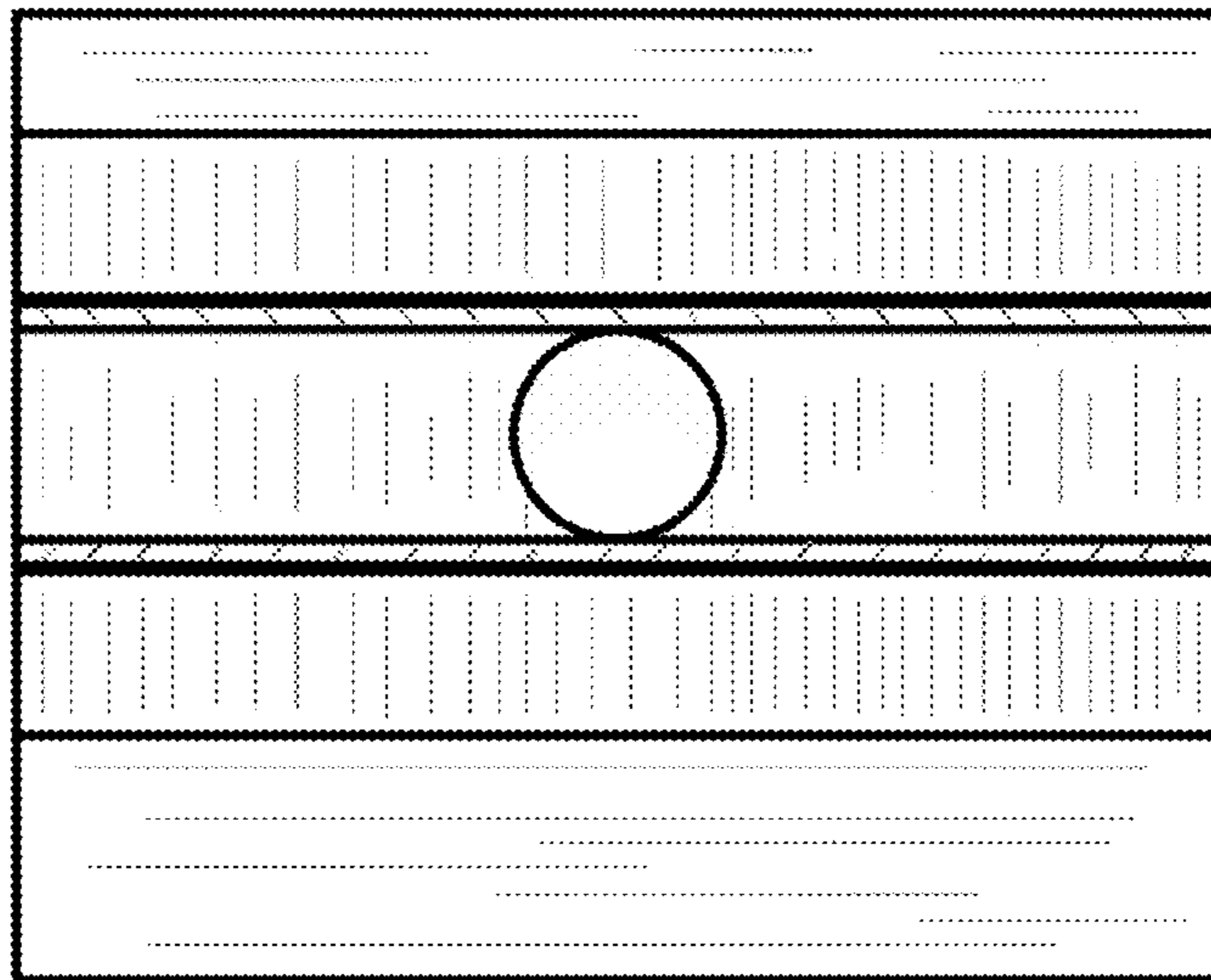


Fig. 6

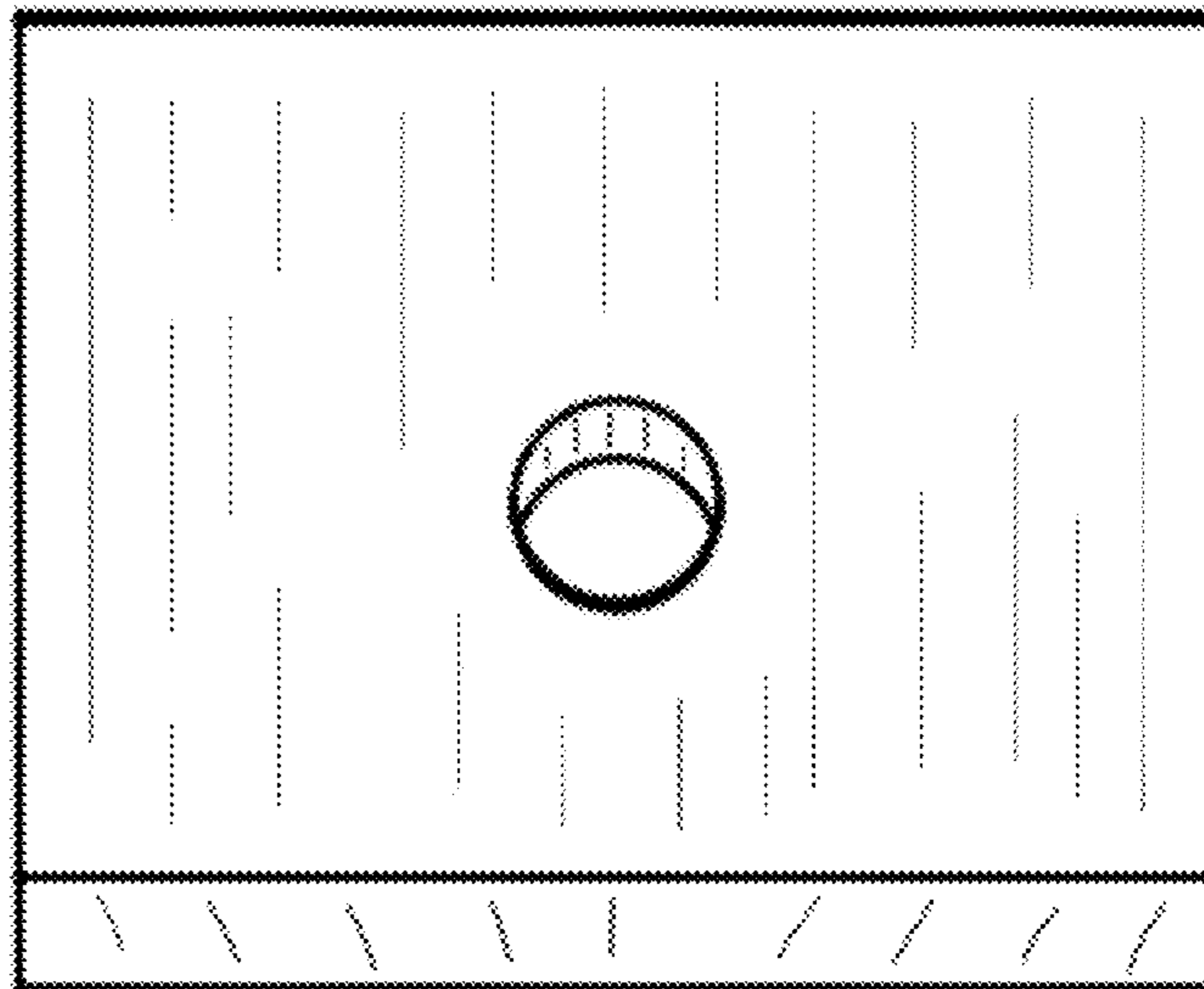


Fig. 7