



US00D883058S

(12) **United States Design Patent**
Guy et al.

(10) **Patent No.:** **US D883,058 S**

(45) **Date of Patent:** **** May 5, 2020**

(54) **SPA FILTER WELL DISPENSER
CARTRIDGE HOLDER**

(71) Applicant: **King Technology Inc.**, Hopkins, MN
(US)
(72) Inventors: **David Guy**, Maple Grove, MN (US);
Terry Goeman, Minnetonka, MN (US);
Jeffrey Johnson, Edina, MN (US);
Paul Freeberg, South St. Paul, MN
(US); **Lyle Enderson**, Anoka, MN
(US); **Darrin M. Swagel**, Minnetonka,
MN (US); **Eric Barton**, Eden Prairie,
MN (US)

(**) Term: **15 Years**

(21) Appl. No.: **29/659,556**

(22) Filed: **Aug. 9, 2018**

(51) **LOC (12) Cl.** **08-05**

(52) **U.S. Cl.**
USPC **D8/71**

(58) **Field of Classification Search**
USPC D8/71, 14, 331, 354, 349, 366, 380-82,
D8/385, 394, 400, 404, 499; D23/206,
D23/208; D9/455, 434, 456, 752
CPC A47G 29/00; A47G 29/08; A47F 5/00;
A01C 5/00

See application file for complete search history.

(56) **References Cited**

U.S. PATENT DOCUMENTS

D571,432 S *	6/2008	Hardwick	D23/208
D672,003 S *	12/2012	Botes	D22/108
D733,534 S *	7/2015	Altrichter	D8/356
9,725,920 B2 *	8/2017	King	C02F 1/685
10,039,423 B2 *	8/2018	Schultz	A47K 5/1211
10,119,287 B2 *	11/2018	King	B01F 13/0049
D841,433 S *	2/2019	Lardon	D8/354
10,334,871 B2 *	7/2019	Van De Sluis	A23L 2/54
D855,408 S *	8/2019	Tsai	D7/600.1

* cited by examiner

Primary Examiner — Keli L Hill

Assistant Examiner — Harold E Blackwell, II

(74) *Attorney, Agent, or Firm* — Johnson and Phung
LLC; Thomas N. Phung; Carl L. Johnson

(57) **CLAIM**

We claim the ornamental design for a spa filter well dispenser cartridge holder, as shown and described.

DESCRIPTION

FIG. 1 is a perspective view a spa filter well dispenser cartridge holder, showing my new design; FIG. 2 is a front perspective view thereof; FIG. 3 is a left perspective view thereof; FIG. 4 is a back end view thereof; FIG. 5 is a right end view thereof; FIG. 6 is a top perspective view thereof; and, FIG. 7 is a bottom perspective view thereof.

1 Claim, 2 Drawing Sheets

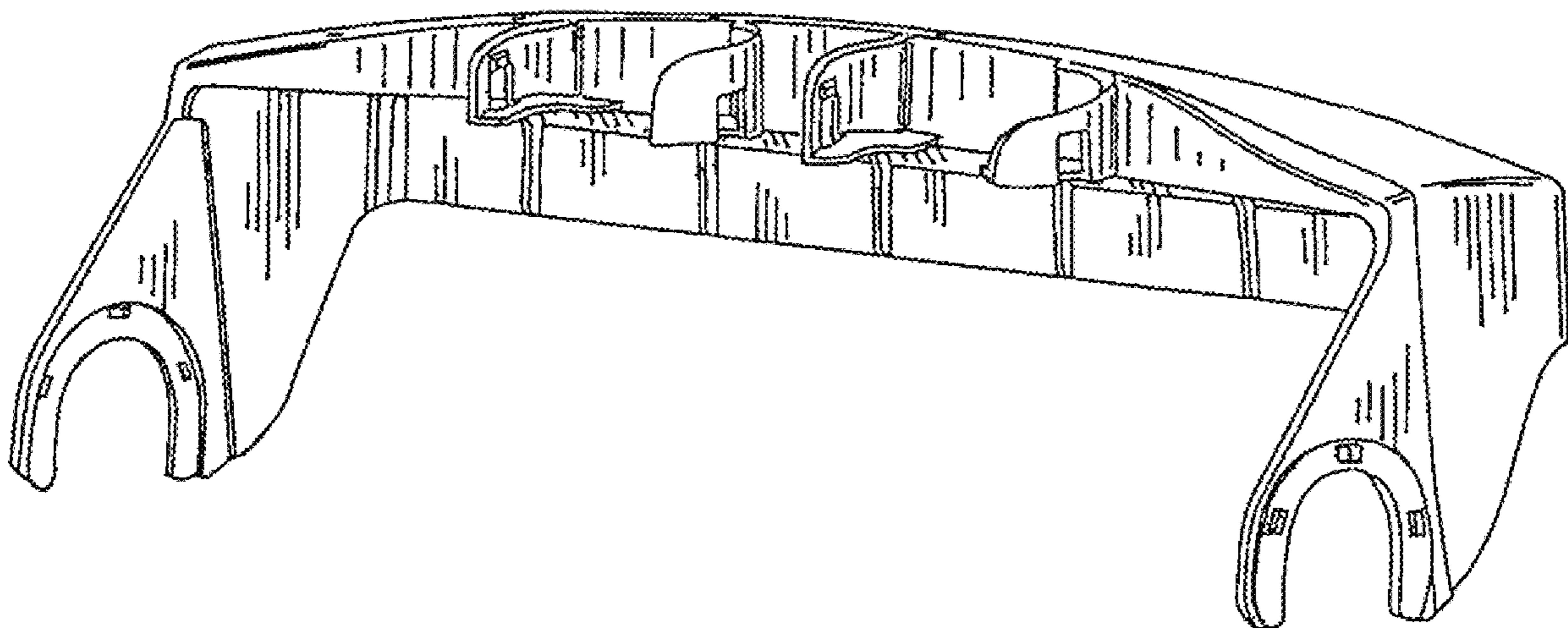


FIG. 1

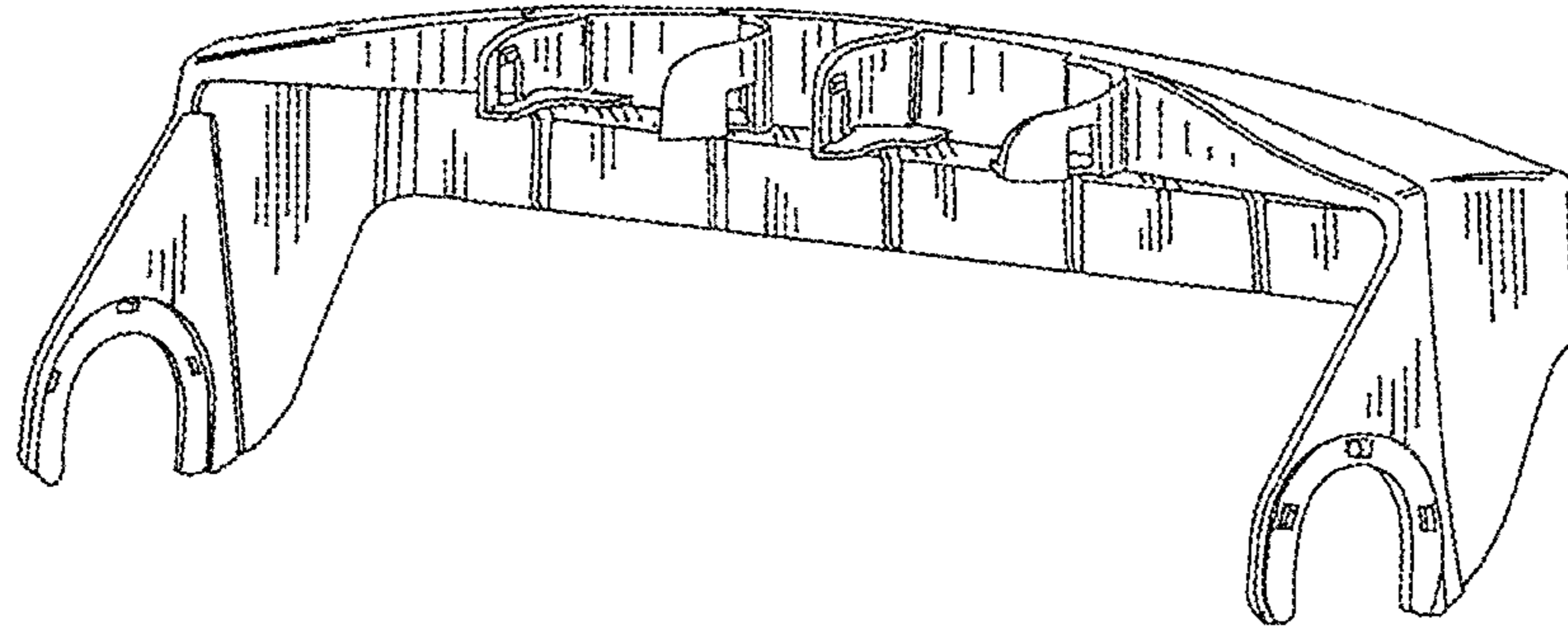


FIG. 2

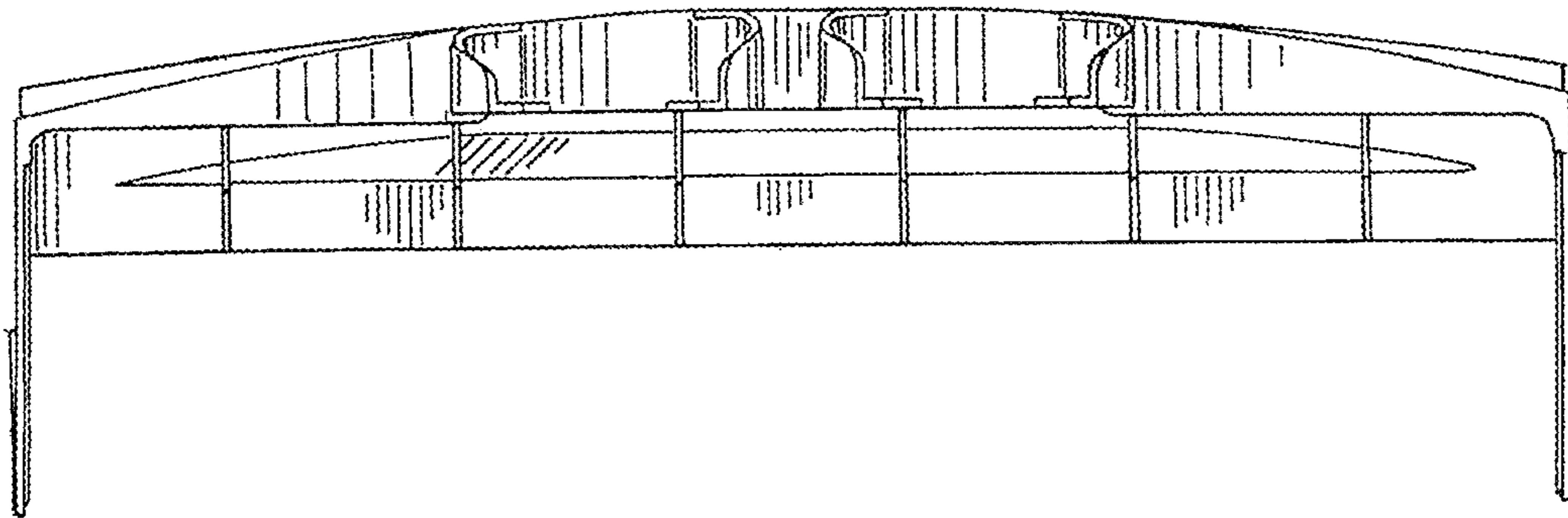


FIG. 3

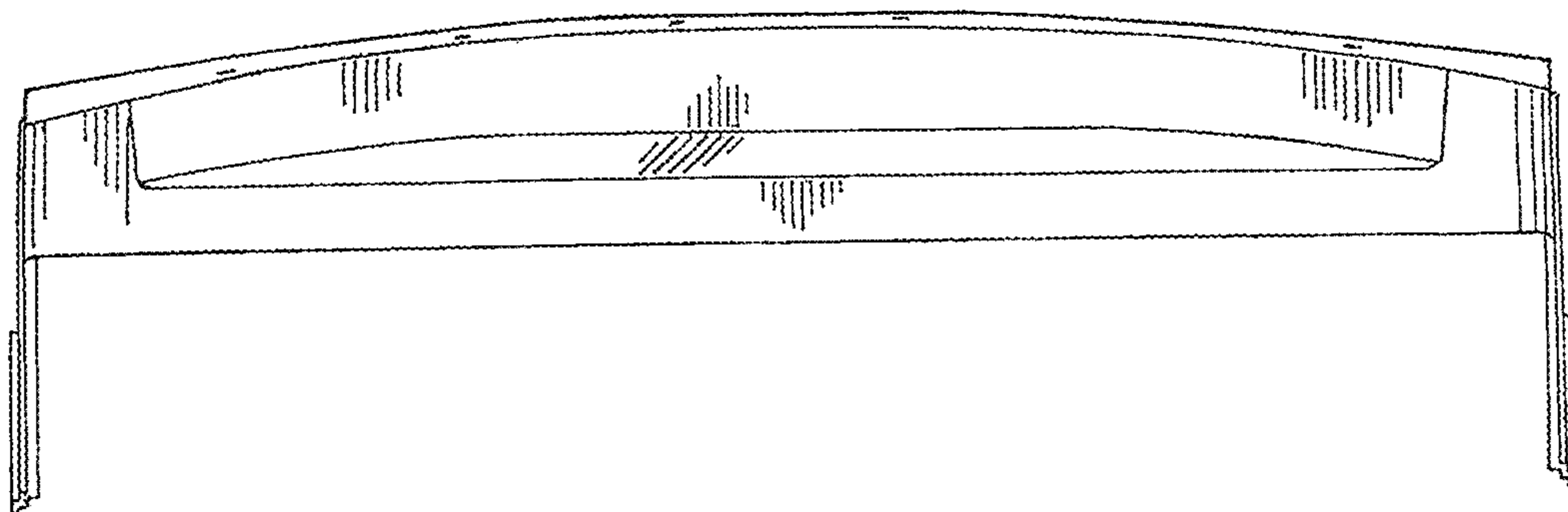


FIG. 4

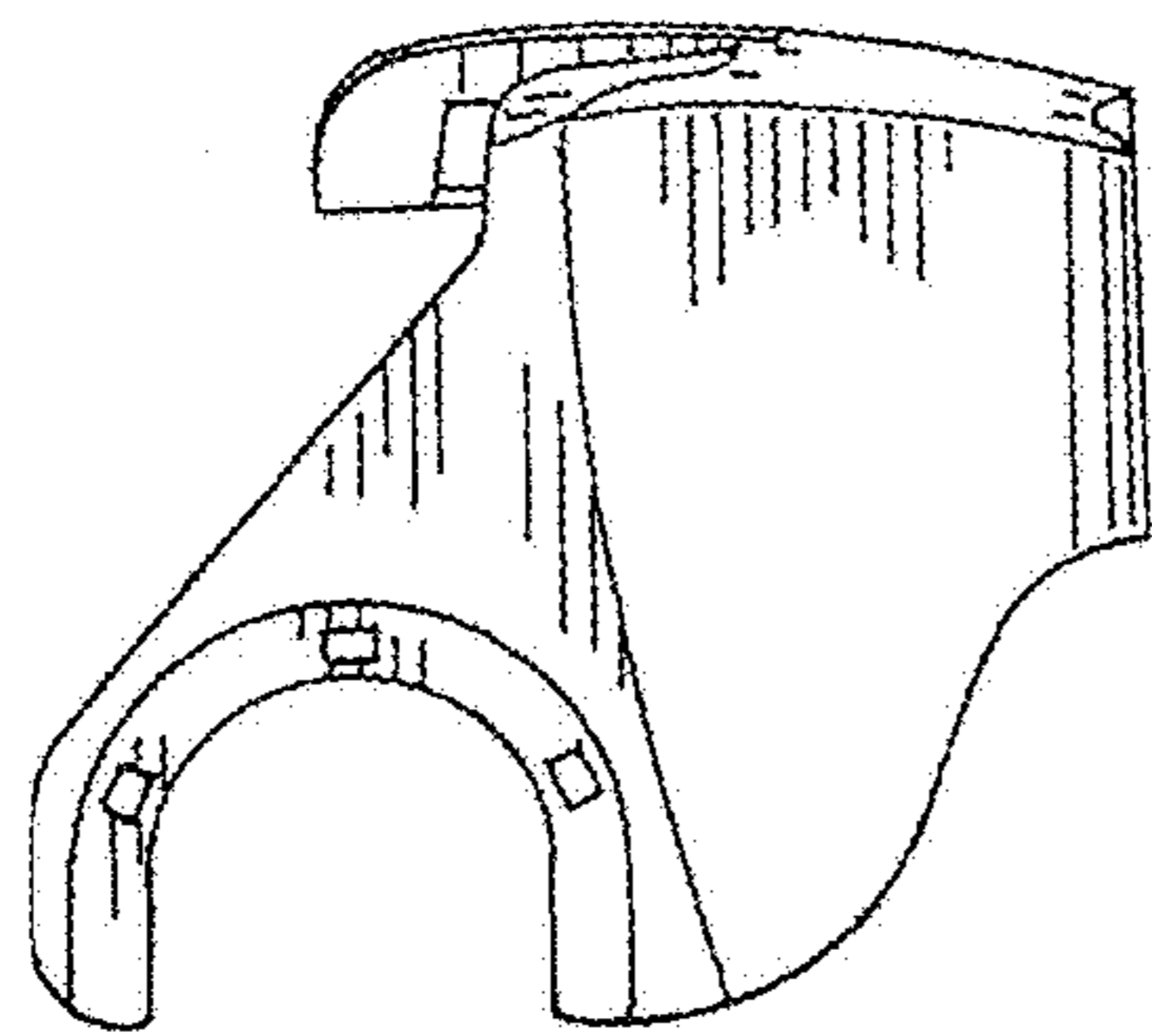


FIG. 5

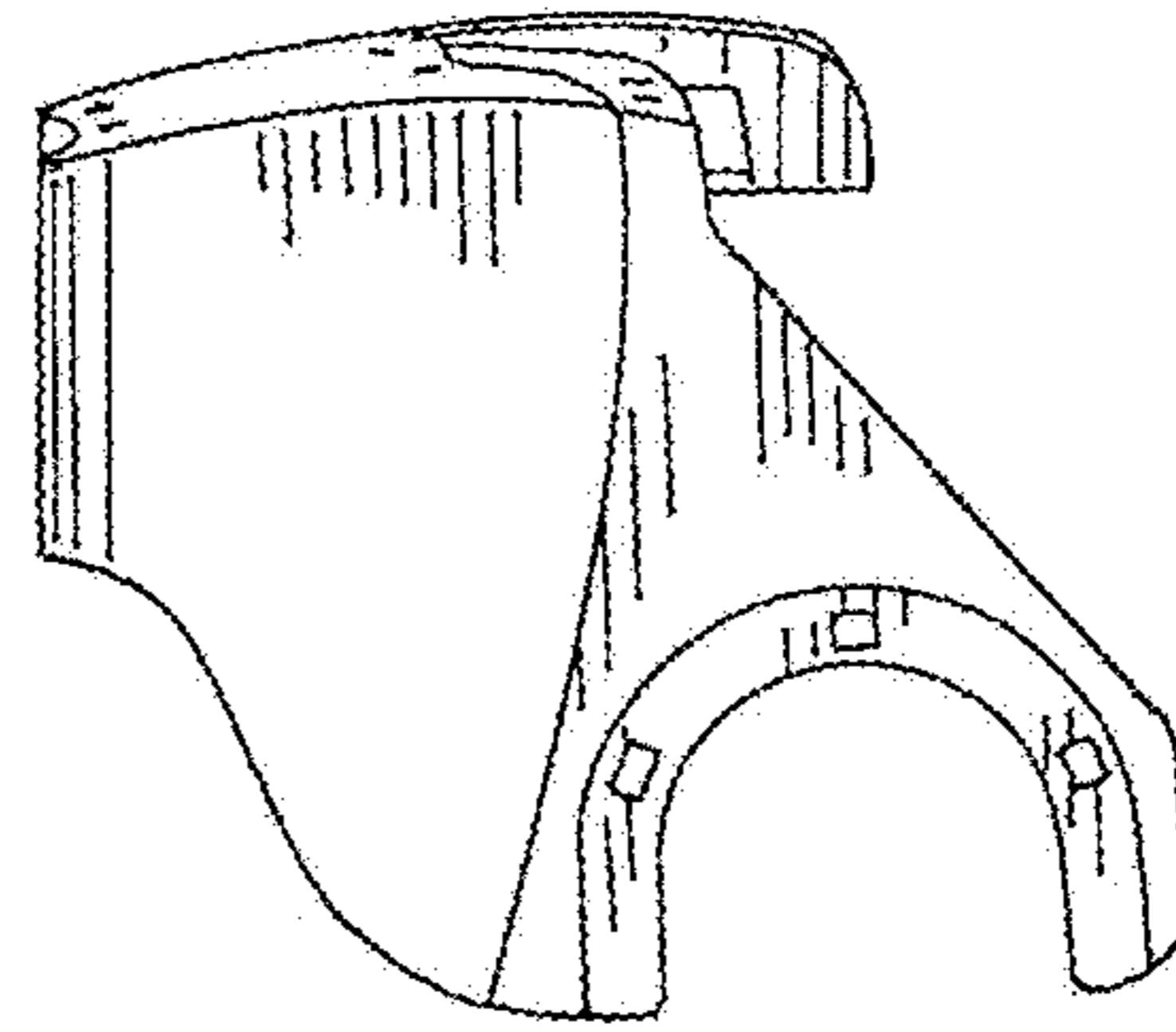


FIG. 6

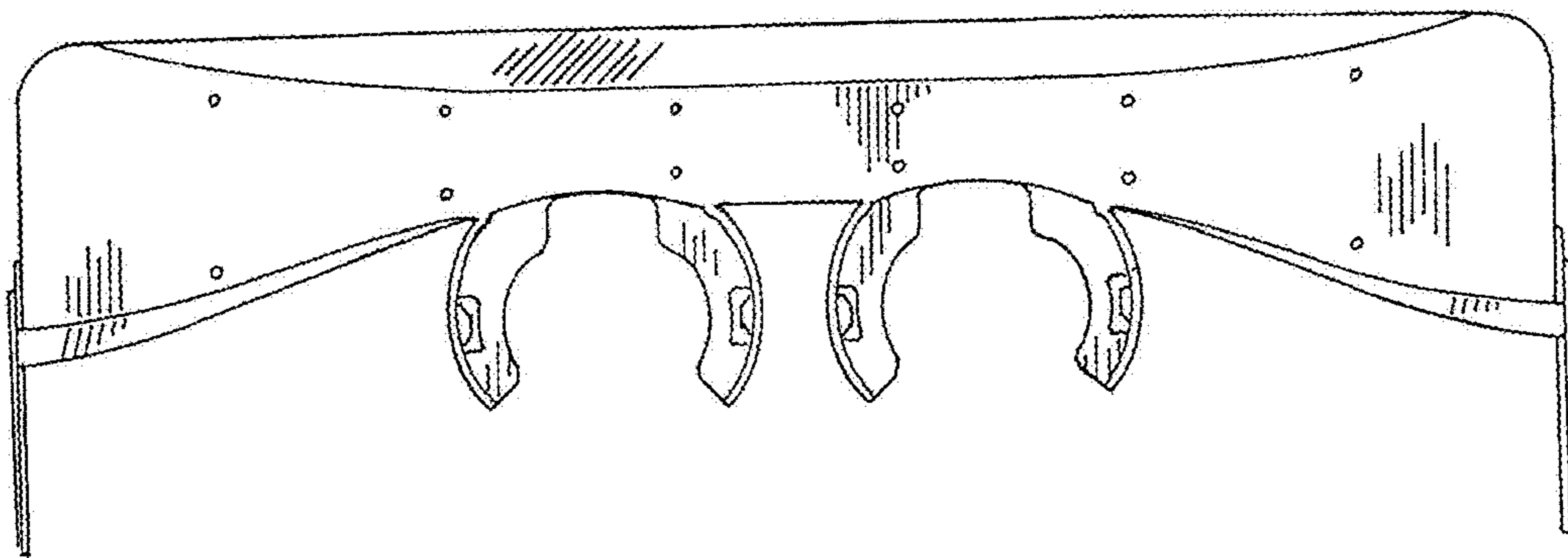


FIG. 7

