



US00D883037S

(12) **United States Design Patent**  
**Stachurski**

(10) **Patent No.:** **US D883,037 S**

(45) **Date of Patent:** **\*\* May 5, 2020**

(54) **FRUIT RACK**

(71) Applicant: **Gary Francis Stachurski**, Guanaba (AU)

(72) Inventor: **Gary Francis Stachurski**, Guanaba (AU)

(\*\*) Term: **15 Years**

(21) Appl. No.: **29/684,381**

(22) Filed: **Mar. 20, 2019**

(51) **LOC (12) Cl.** ..... **07-07**

(52) **U.S. Cl.**  
USPC ..... **D7/601**

(58) **Field of Classification Search**  
USPC ..... D7/600.2, 600.1, 590, 600, 600.4, 601  
CPC ..... A47J 47/16; A47B 81/00; A47F 7/002;  
A47F 7/00; A47F 5/13; A47F 5/01  
See application file for complete search history.

(56) **References Cited**

U.S. PATENT DOCUMENTS

4,924,768	A *	5/1990	Jay	.....	A47J 37/0694
					211/125
4,936,466	A *	6/1990	Nava	.....	A47F 7/02
					206/566
D480,925	S *	10/2003	Morgan	.....	D7/601
D509,108	S *	9/2005	Rosenberg	.....	D7/601
D566,990	S *	4/2008	Cook	.....	D6/681.3

D589,304	S *	3/2009	Goodman	.....	D7/601
D652,697	S *	1/2012	Guindi	.....	D7/601
D664,374	S *	7/2012	Capella	.....	D6/681.3
D761,601	S *	7/2016	Simmons	.....	D6/681
D762,403	S *	8/2016	Williams	.....	D6/681.1
D820,048	S *	6/2018	Peninger	.....	D7/601
D820,621	S *	6/2018	Dennison	.....	D6/681.3
D868,513	S *	12/2019	Chiang	.....	D6/681.1
10,506,886	B1 *	12/2019	Winters	.....	A47F 5/108
10,507,961	B2 *	12/2019	Gallup	.....	B65D 63/04
2013/0037503	A1 *	2/2013	Cimino	.....	A47G 25/0664
					211/85.3

\* cited by examiner

*Primary Examiner* — Cynthia R Underwood

(74) *Attorney, Agent, or Firm* — Eric Karich; Karich & Associates

(57) **CLAIM**

The ornamental design for a fruit rack, as shown and described.

**DESCRIPTION**

FIG. 1 is a perspective view of a fruit rack, showing my new design;

FIG. 2 is a front elevational view thereof;

FIG. 3 is a rear elevational view thereof;

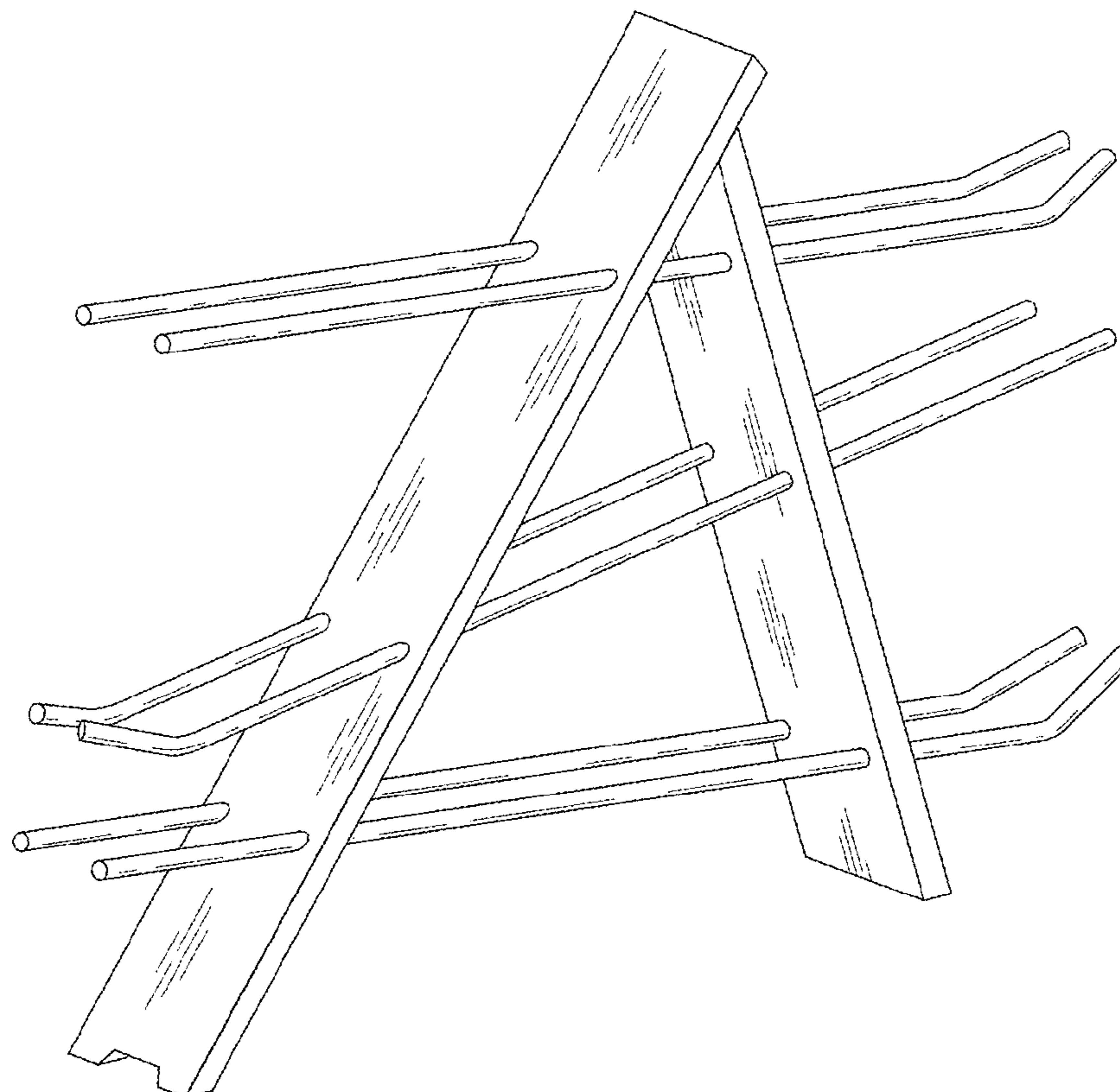
FIG. 4 is a left side elevational view thereof

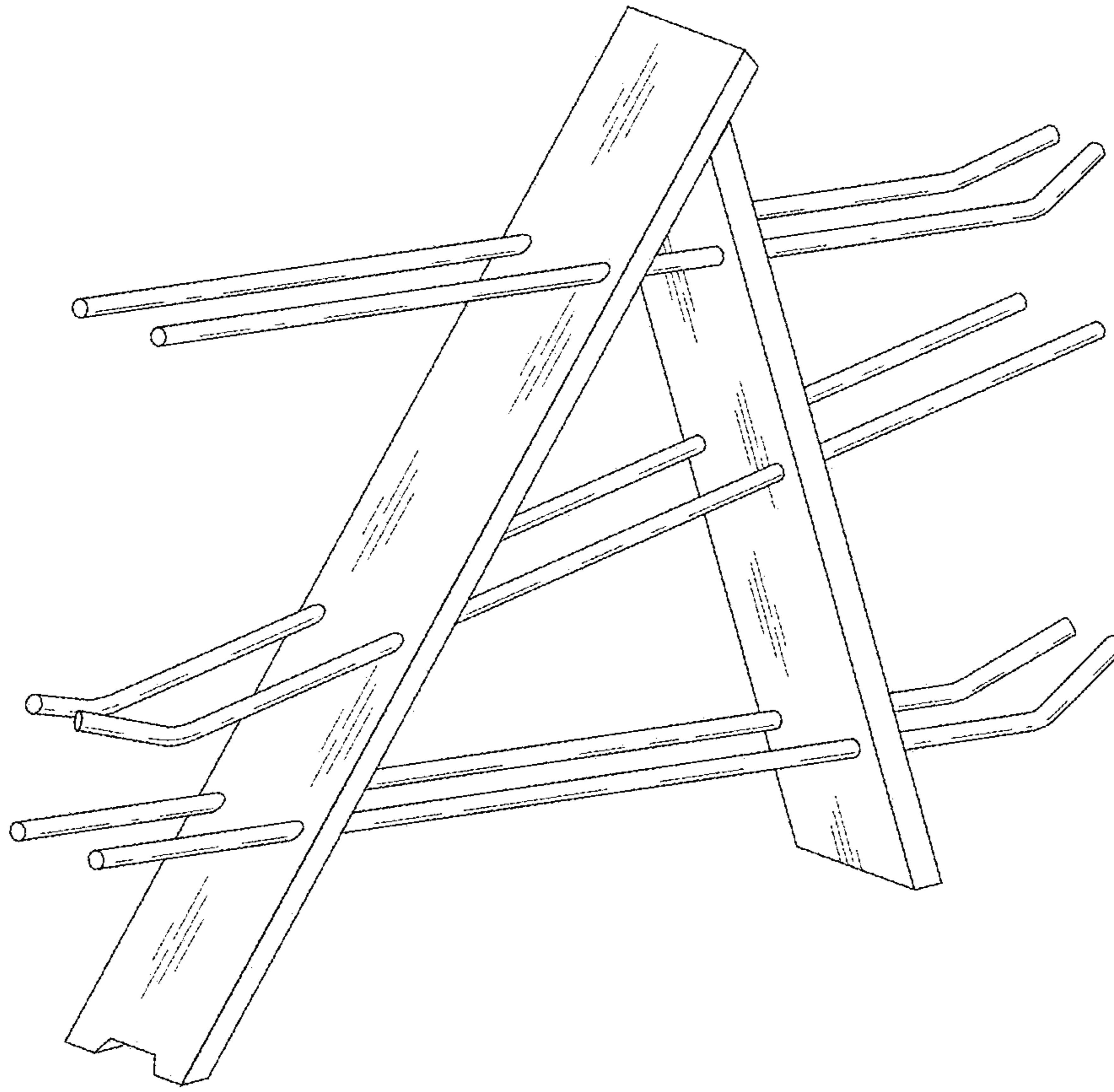
FIG. 5 is a right side elevational view thereof;

FIG. 6 is a top plan view thereof; and,

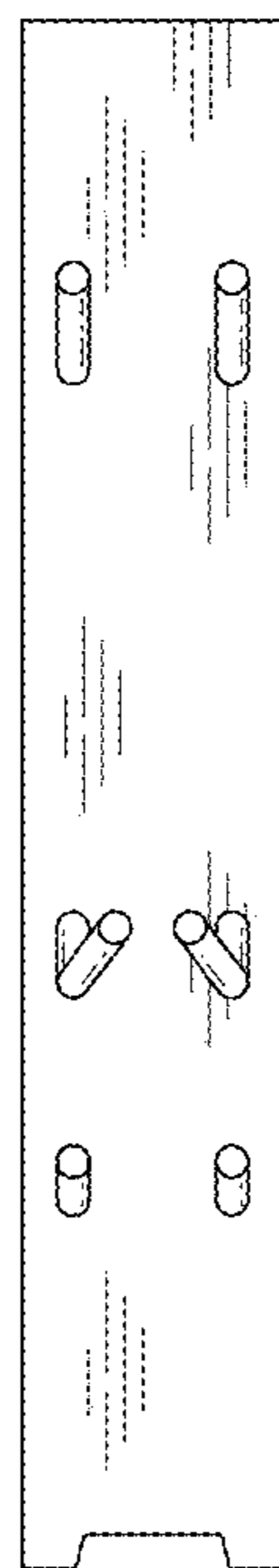
FIG. 7 is a bottom plan view thereof.

**1 Claim, 3 Drawing Sheets**

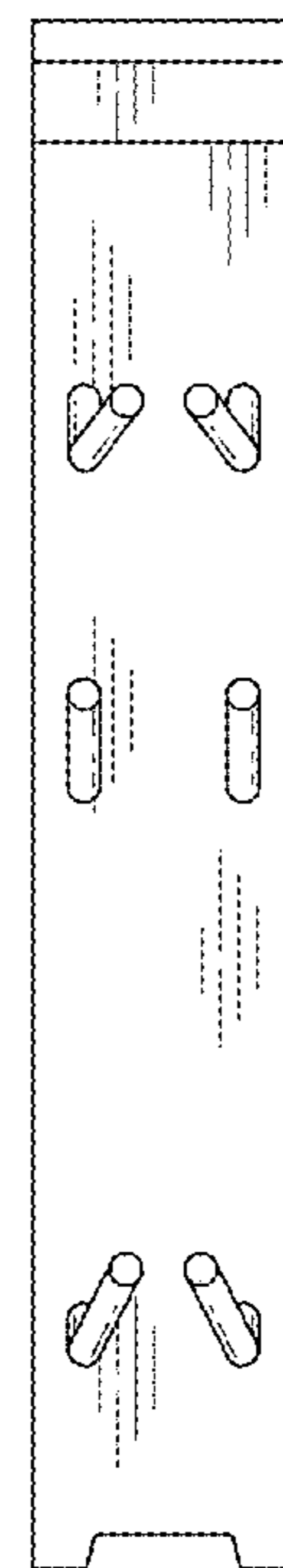




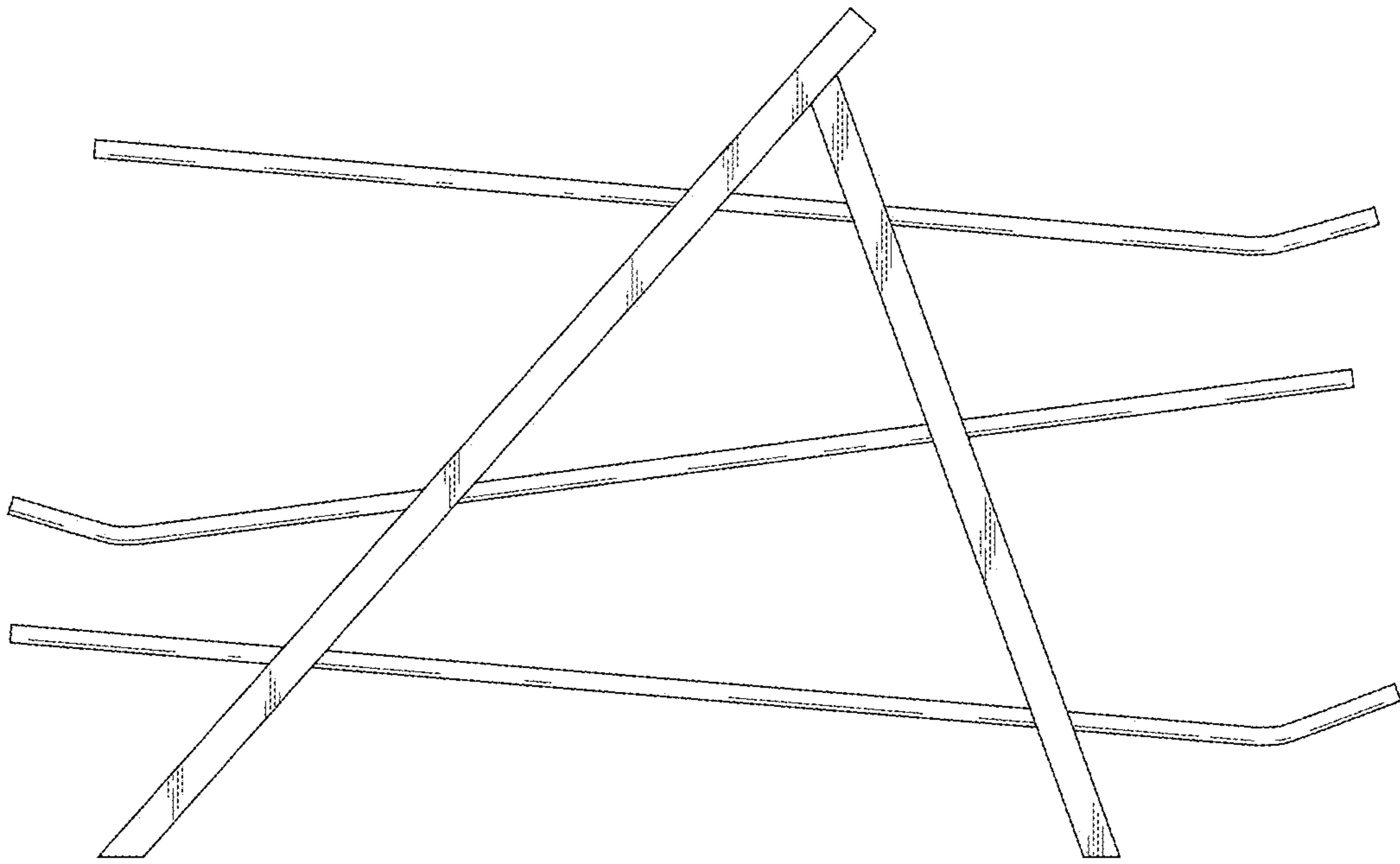
*Fig. 1*



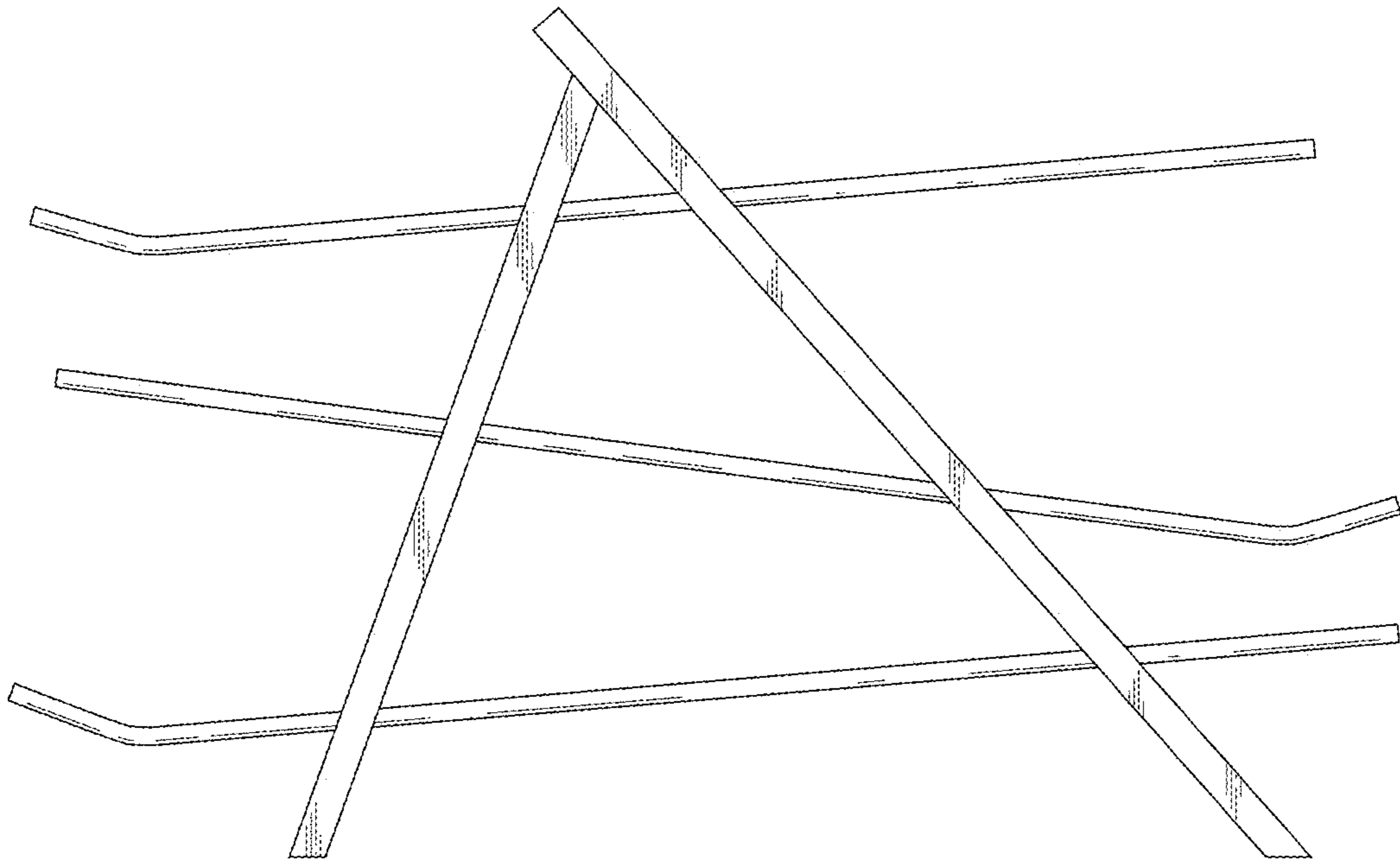
*Fig. 2*



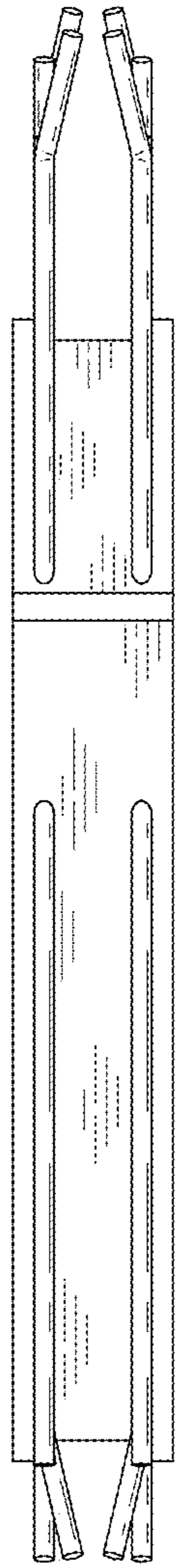
*Fig. 3*




*Fig. 4*



*Fig. 5*



*Fig. 6*



*Fig. 7*