



US00D883022S

(12) **United States Design Patent**  
**Chung et al.**

(10) **Patent No.:** **US D883,022 S**

(45) **Date of Patent:** **\*\* May 5, 2020**

(54) **HEATING PLATE FOR RICE COOKER**

CPC ..... A47J 2027/043; A47J 27/04; A47J 27/00;  
A47J 27/004; A23L 5/13; H05B 6/687;  
H05B 1/0261

(71) Applicant: **KONINKLIJKE PHILIPS N.V.**,  
Eindhoven (NL)

See application file for complete search history.

(72) Inventors: **Wai Kit Chung**, Eindhoven (NL); **Sam Miao**, Eindhoven (NL)

(56) **References Cited**

U.S. PATENT DOCUMENTS

(73) Assignee: **KONINKLIJKE PHILIPS N.V.**,  
Eindhoven (NL)

6,443,053 B1 \* 9/2002 Rossi ..... A47J 27/05  
126/20  
D547,602 S \* 7/2007 Yamasaki ..... D7/387

(\*\*) Term: **15 Years**

\* cited by examiner

(21) Appl. No.: **29/661,608**

*Primary Examiner* — Michael A. Pratt

(22) Filed: **Aug. 29, 2018**

**Related U.S. Application Data**

(57) **CLAIM**

(62) Division of application No. 35/502,244, filed on Jul. 4, 2016 (U.S. filing date under 35 U.S.C. 384), and having an international filing date of Jul. 4, 2016, now Pat. No. Des. 827,360.

The ornamental design for a heating plate for rice cooker, as shown.

**DESCRIPTION**

(30) **Foreign Application Priority Data**

Feb. 3, 2016 (EM) ..... 002969352-0002

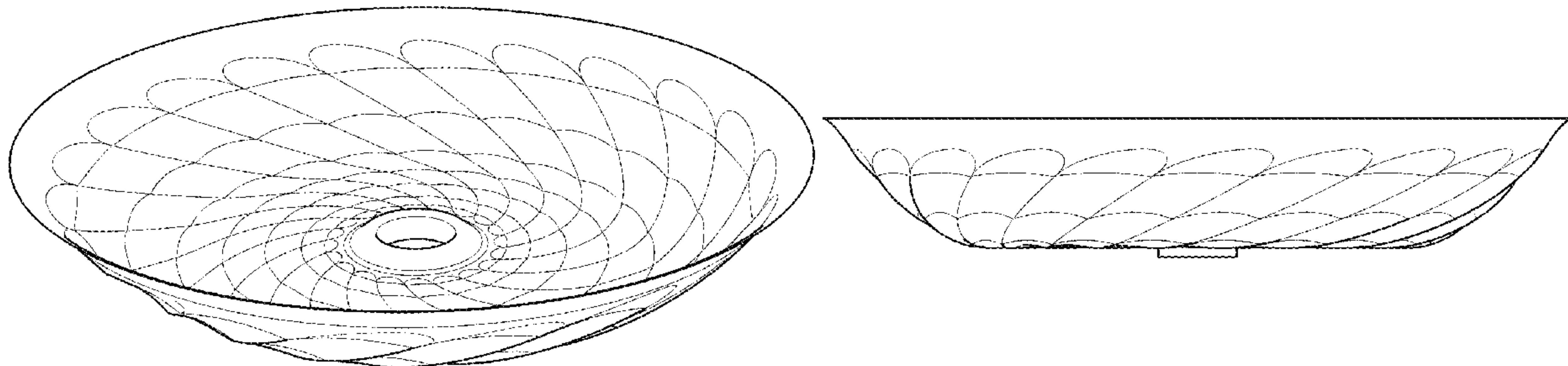
(51) **LOC (12) Cl.** ..... **07-02**

(52) **U.S. Cl.**  
USPC ..... **D7/387**

(58) **Field of Classification Search**  
USPC ..... D7/323, 354-361, 391

FIG. 1 is a perspective view showing my design;  
FIG. 2 is a front elevational view thereof;  
FIG. 3 is a rear elevational view thereof;  
FIG. 4 is a right side elevational view thereof;  
FIG. 5 is a left side elevational view thereof;  
FIG. 6 is a top plan view thereof; and,  
FIG. 7 is a bottom plan view thereof.

**1 Claim, 5 Drawing Sheets**



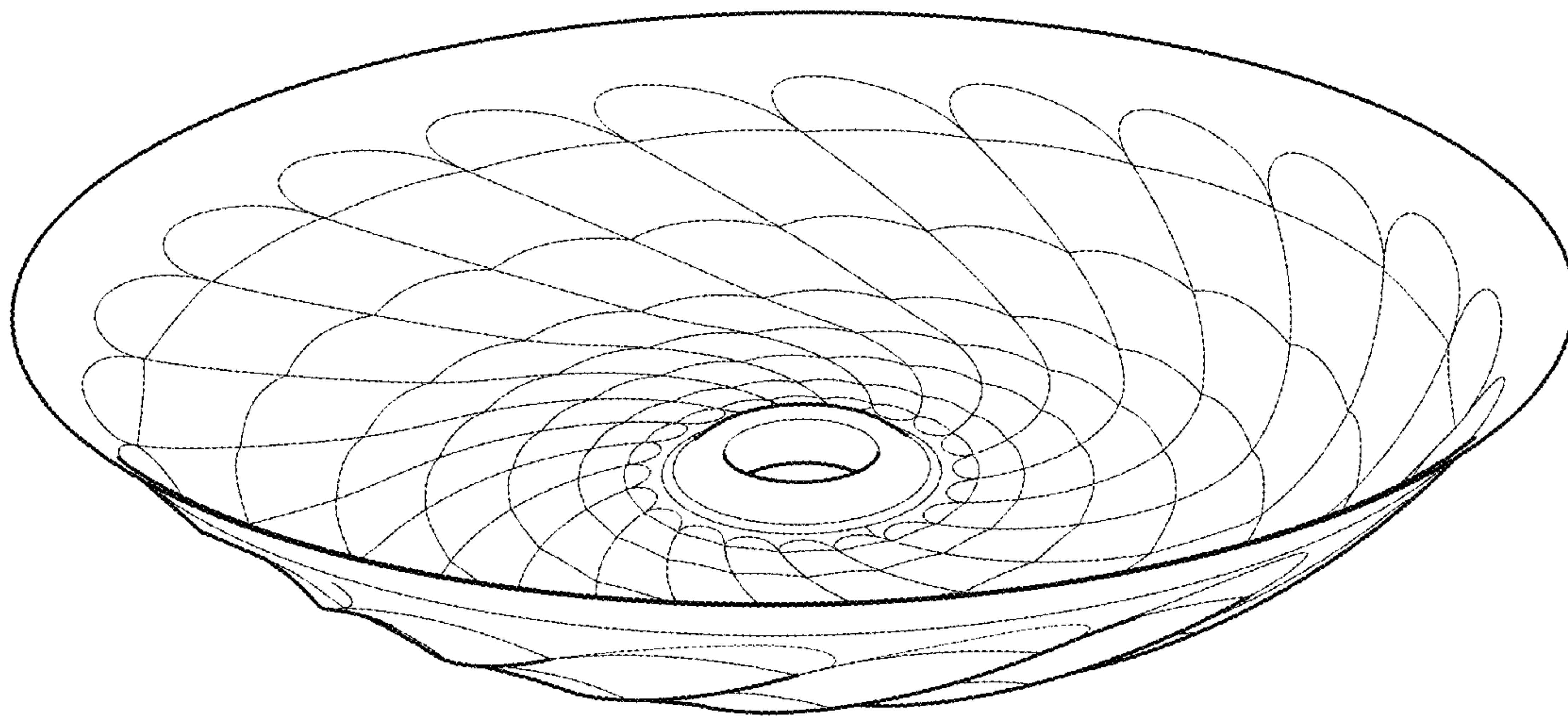


FIG. 1




FIG. 2




FIG. 3

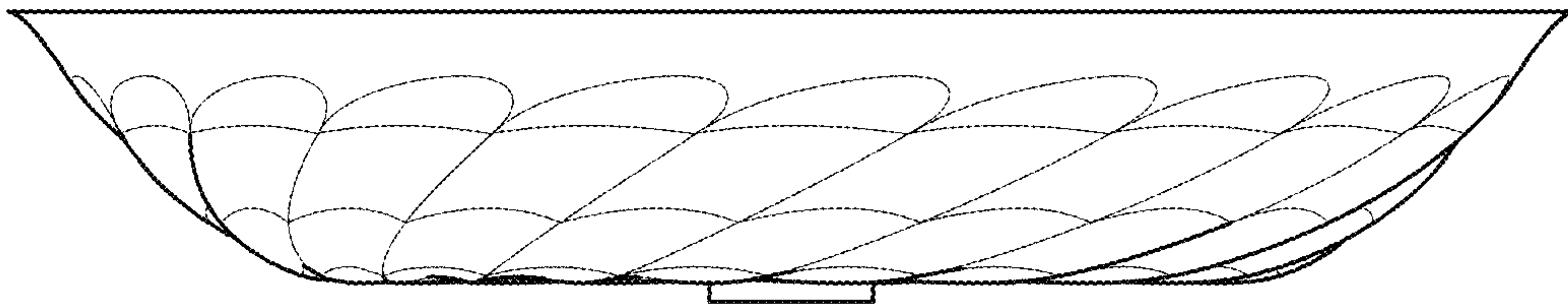


FIG. 4




FIG. 5

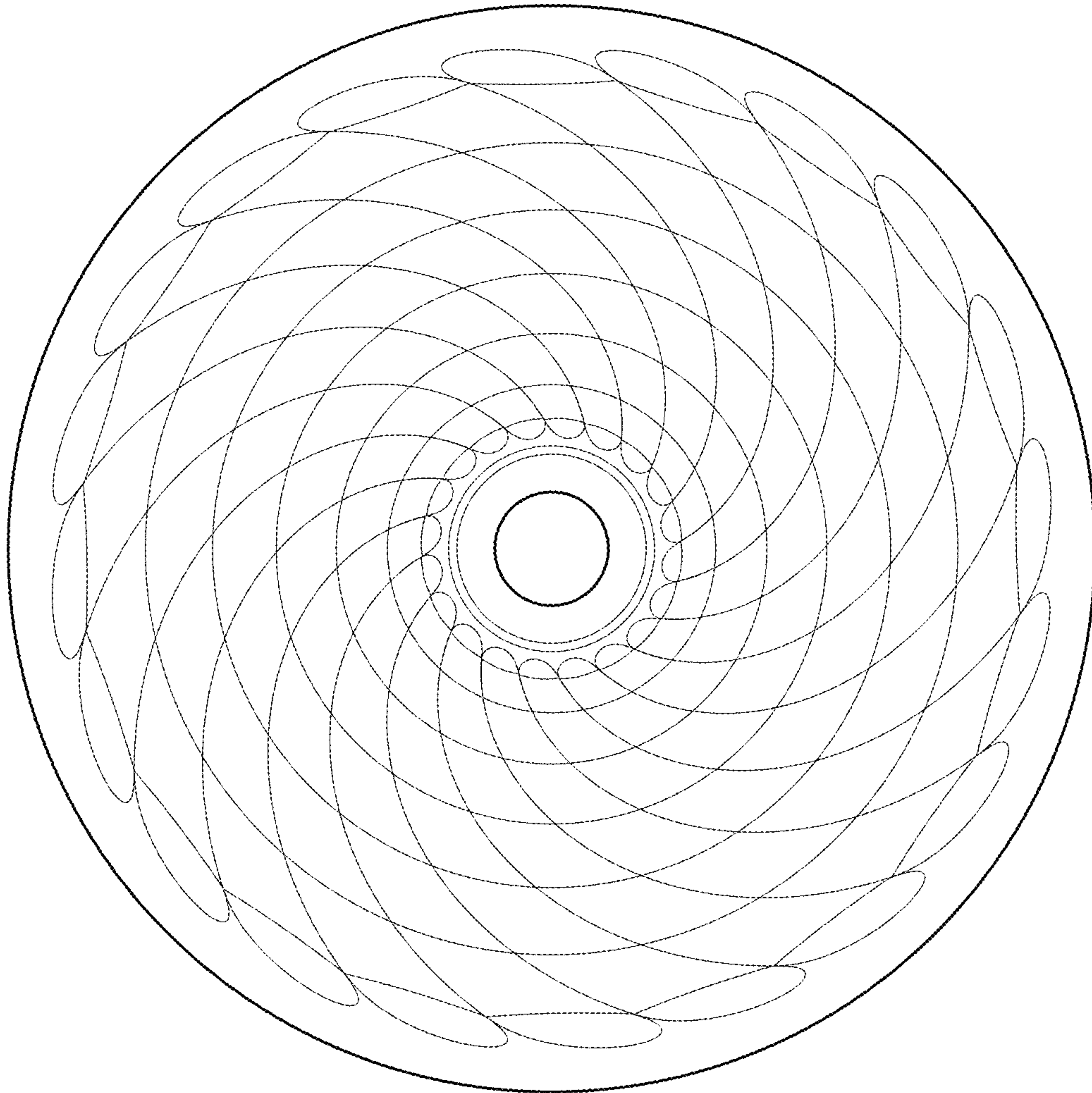


FIG. 6



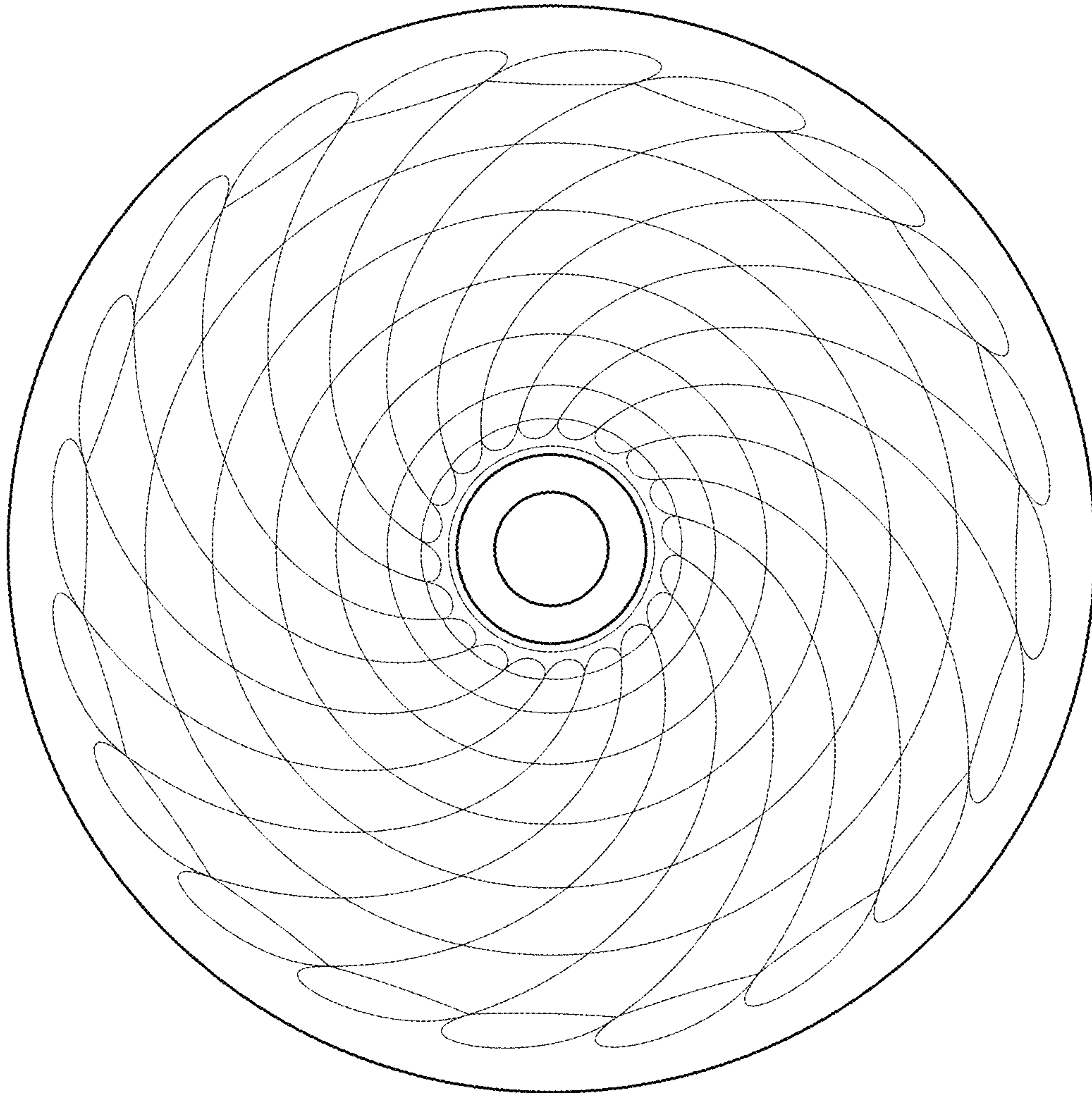


FIG. 7