



US00D882985S

(12) **United States Design Patent** (10) **Patent No.:** **US D882,985 S**
Yu et al. (45) **Date of Patent:** **** May 5, 2020**

(54) PILLOW	4,536,905 A *	8/1985	DeSantis	A61F 5/56 5/636
(71) Applicant: Hollander Sleep Products, LLC , Boca Raton, FL (US)	D309,689 S *	8/1990	Bool	D6/601
(72) Inventors: Yanling Yu , Shanghai (CN); Stephanie Hansen Bedell , Louisville, KY (US)	D316,354 S *	4/1991	Bool	D6/601
(73) Assignee: Hollander Sleep Products, LLC , Boca Raton, FL (US)	D325,682 S	4/1992	Green	
(**) Term: 15 Years	D395,568 S	6/1998	Davis	
	D448,227 S	9/2001	Straub	
	D448,961 S	10/2001	Slichter	
	D546,107 S	7/2007	Babcock	
	D595,986 S	7/2009	Kloes et al.	
	7,707,668 B2 *	5/2010	Kloes	A47G 9/10 5/636
	8,234,733 B1 *	8/2012	Fuss	A47C 16/00 5/637

(Continued)

(21) Appl. No.: **29/709,480**

(22) Filed: **Oct. 15, 2019**

Related U.S. Application Data

(62) Division of application No. 29/675,102, filed on Dec. 28, 2018, now Pat. No. Des. 867,786, which is a division of application No. 29/577,568, filed on Sep. 14, 2016, now Pat. No. Des. 839,636.

(51) **LOC (12) Cl.** **06-09**

(52) **U.S. Cl.**
USPC **D6/601**

(58) **Field of Classification Search**
USPC D6/595, 596, 597, 601, 605
CPC A47C 27/00; A47C 27/08; A47C 27/12;
A47C 27/14; A47C 19/00; A47C 23/00;
A47C 31/00; A47C 31/10; A47C 27/001;
A47G 9/083; A47G 9/10; A47G 9/1009;
A47G 2009/1018

See application file for complete search history.

(56) **References Cited**

U.S. PATENT DOCUMENTS

D94,702 S	2/1935	Marks	
2,880,428 A	4/1959	Forsland	
3,757,365 A *	9/1973	Kretchmer	A47G 9/10 5/636

FOREIGN PATENT DOCUMENTS

CH	683392 A5	3/1994
EM	DM096277	5/2017

(Continued)

Primary Examiner — R. Johnson

(74) *Attorney, Agent, or Firm* — Lerner, David, Littenberg, Krumholz & Mentlik, LLP

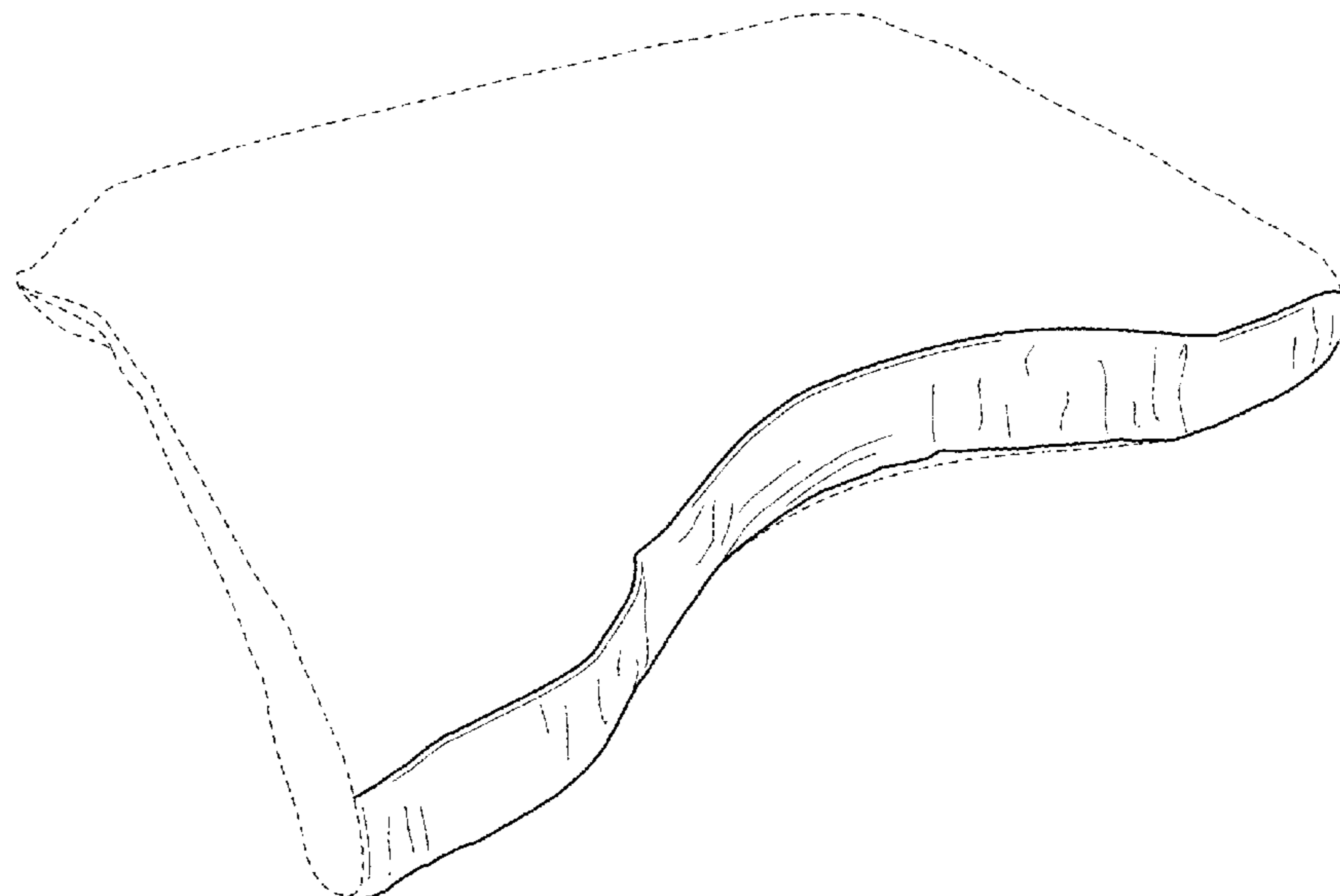
(57) **CLAIM**

The ornamental design for a pillow, as shown and described.

DESCRIPTION

FIG. 1 is a front perspective view of a pillow according to our design;
FIG. 2 is a front elevational view thereof;
FIG. 3 is a rear elevational view thereof;
FIG. 4 is a right side elevational view thereof;
FIG. 5 is a left side elevational view thereof;
FIG. 6 is a top plan view thereof; and,
FIG. 7 is a bottom plan view thereof.
The broken lines illustrate unclaimed environmental structure and form no part of the claimed design.

1 Claim, 4 Drawing Sheets



(56)

References Cited

U.S. PATENT DOCUMENTS

D701,063	S	3/2014	Myers	
D709,303	S	7/2014	Velasco	
D732,313	S	6/2015	Fux	
9,314,118	B2	4/2016	Blazar et al.	
D839,636	S	2/2019	Yu et al.	
D867,786	S *	11/2019	Yu	D6/601
2009/0211031	A1 *	8/2009	Kloes	A47G 9/10 5/640
2015/0040324	A1	2/2015	Dungan	
2019/0021526	A1	1/2019	Deng et al.	

FOREIGN PATENT DOCUMENTS

JP	2006325749	A	12/2006
NL	DM008986		7/1987

* cited by examiner

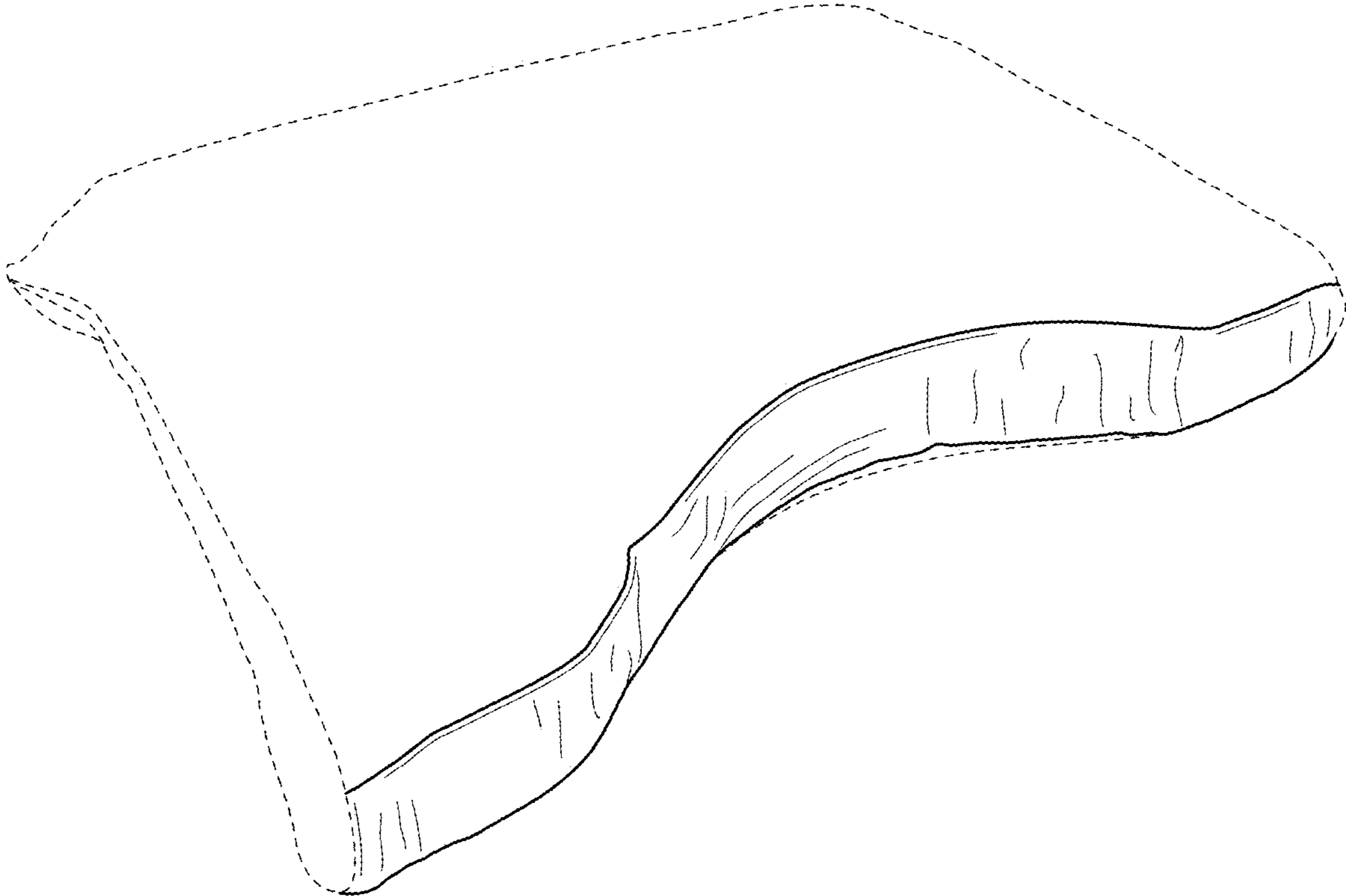


FIG. 1

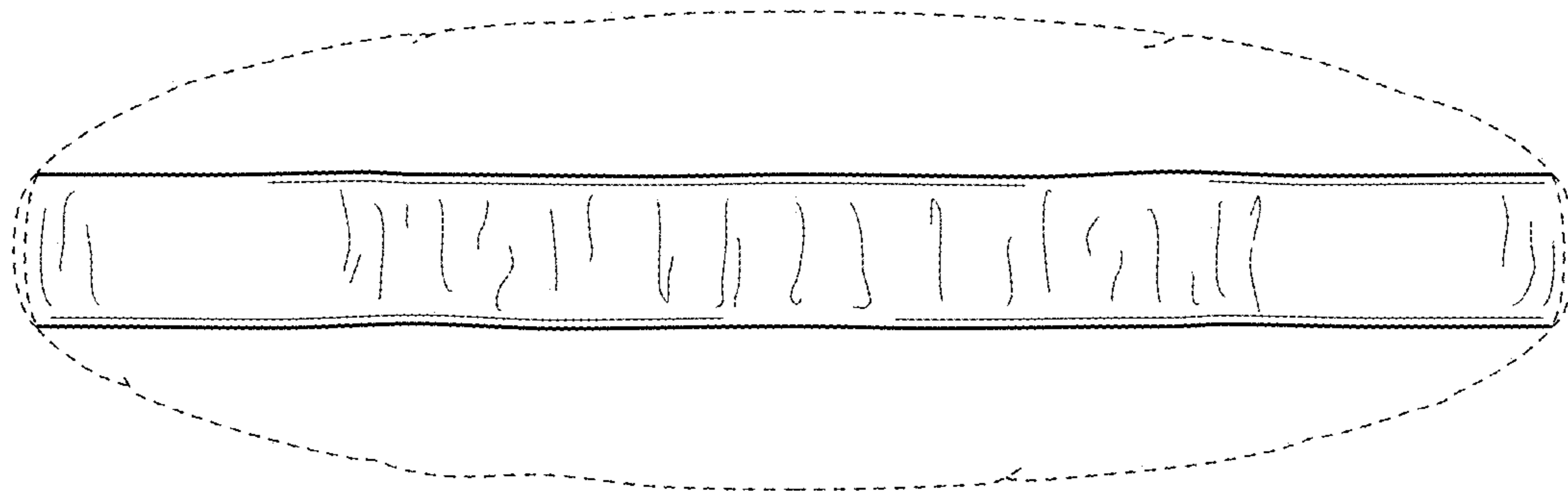


FIG. 2

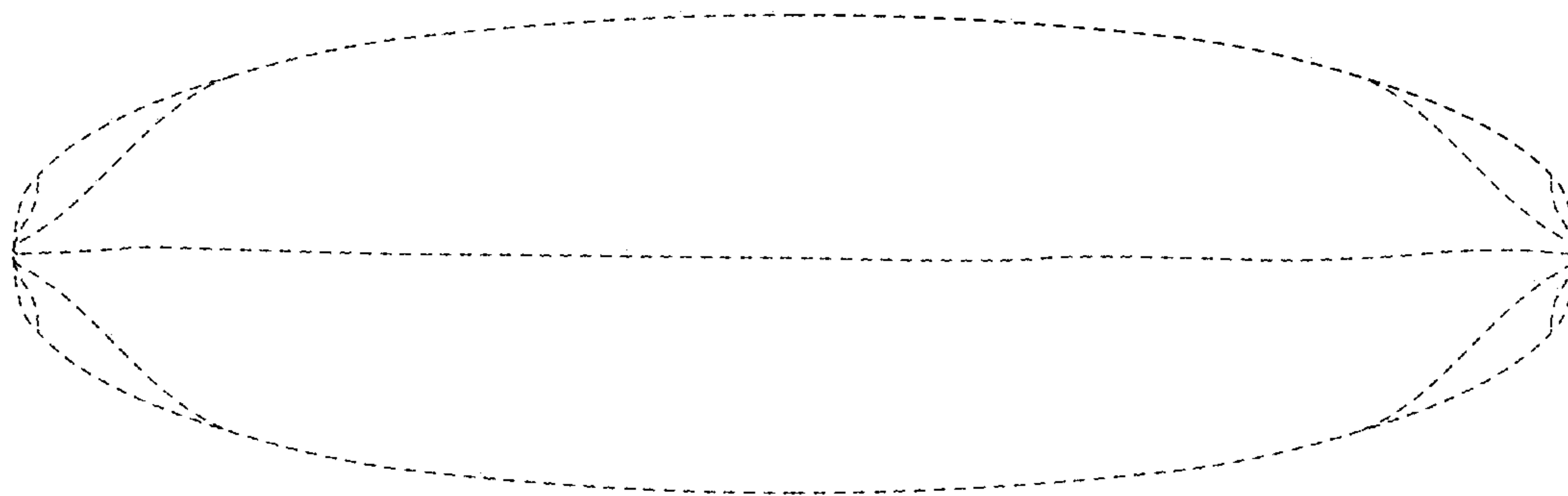


FIG. 3

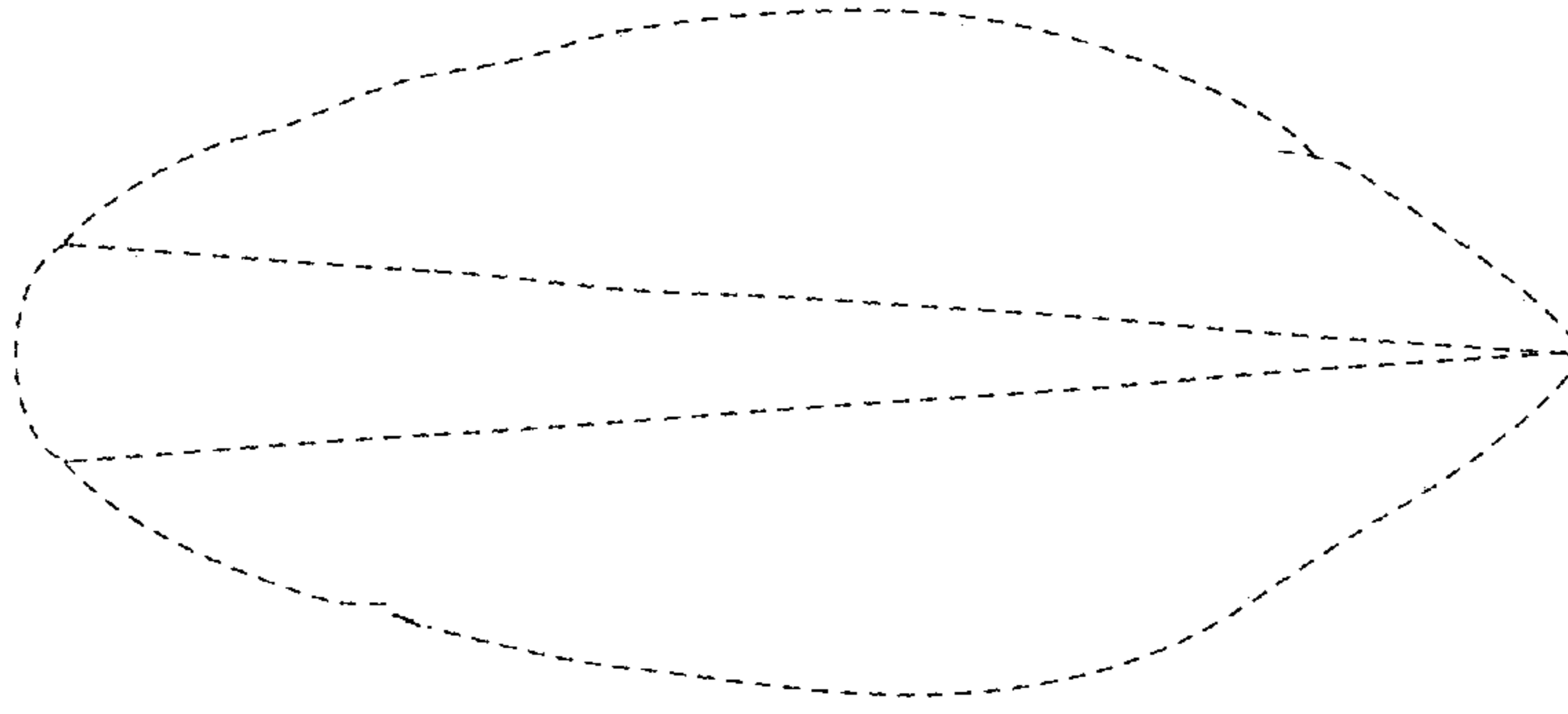


FIG. 4

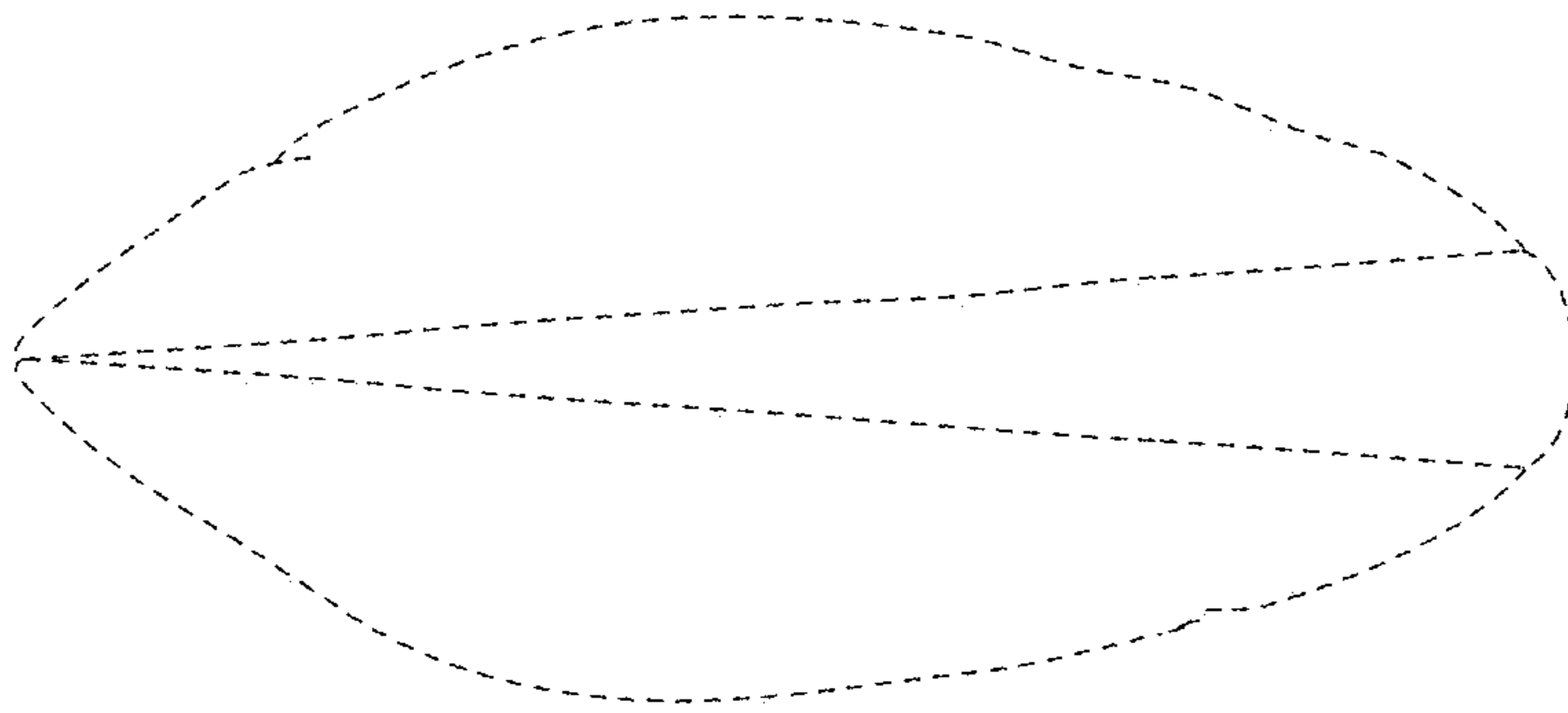


FIG. 5

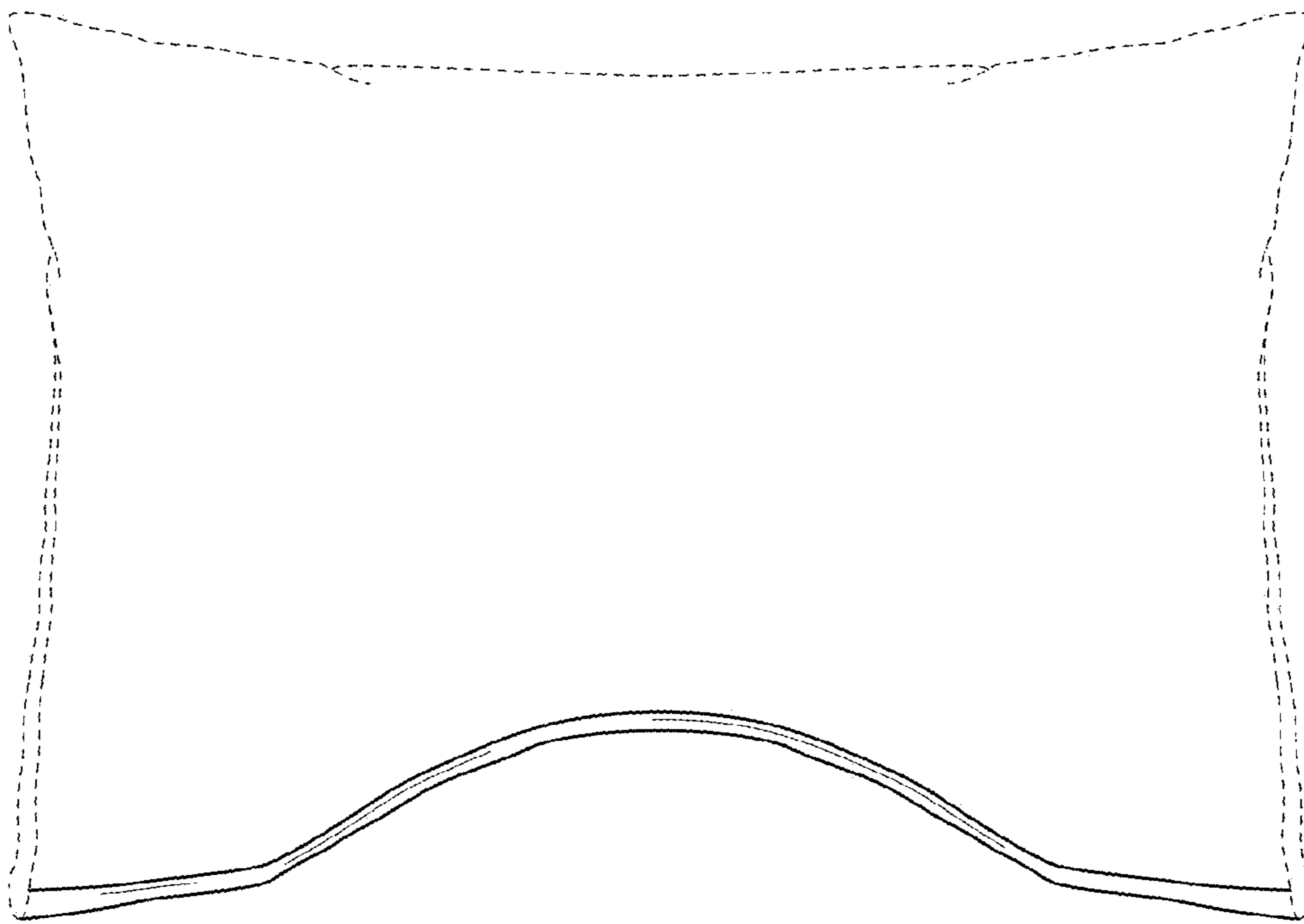


FIG. 6

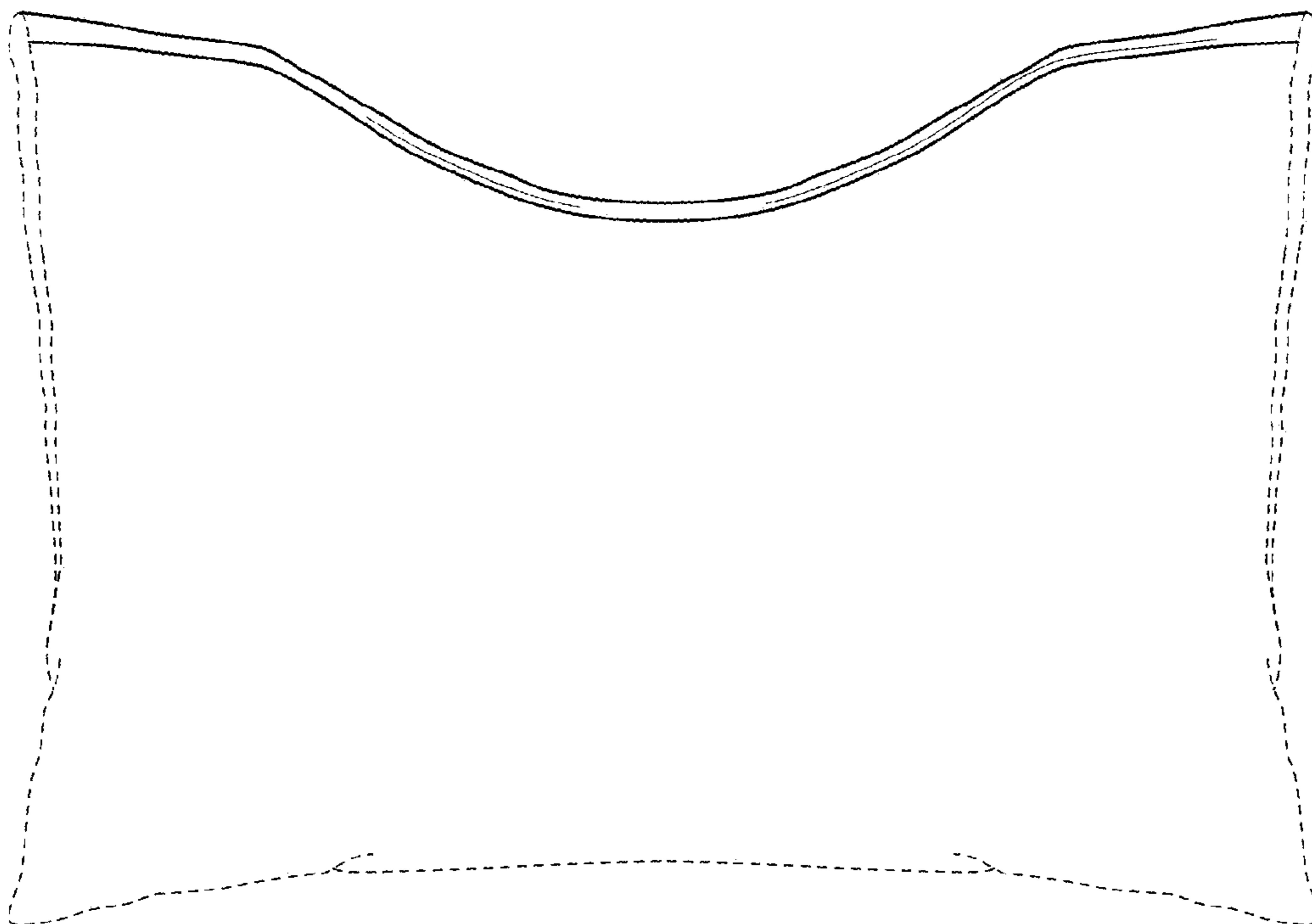


FIG. 7