



US00D882978S

(12) **United States Design Patent**
Fribush et al.

(10) **Patent No.:** **US D882,978 S**

(45) **Date of Patent:** **** May 5, 2020**

(54) **ADJUSTABLE FLOOR CHAIR**

(71) Applicant: **David Jonathan Fribush**, Los Altos Hills, CA (US)

(72) Inventors: **David Jonathan Fribush**, Los Altos Hills, CA (US); **Erik James Cooper**, Burlington, VT (US); **Matthew Marcello Flego**, Burlington, VT (US)

(73) Assignee: **David Jonathan Fribush**, Redwood City, CA (US)

(**) Term: **15 Years**

(21) Appl. No.: **29/629,579**

(22) Filed: **Dec. 14, 2017**

(51) **LOC (12) Cl.** **06-01**

(52) **U.S. Cl.**

USPC **D6/366; D6/363**

(58) **Field of Classification Search**

USPC D6/334-336, 364, 365, 366, 367, 374, D6/379, 380, 716, 716.1, 716.2, 716.3, D6/716.4, 363

CPC .. A47C 7/004; A47C 7/38; A47C 7/40; A47C 7/02; A47C 7/18; A47C 7/24; A47C 4/028

See application file for complete search history.

(56) **References Cited**

U.S. PATENT DOCUMENTS

3,890,004	A	6/1975	Rail
4,673,216	A	6/1987	Alfer
5,029,350	A	7/1991	Edelson
5,134,740	A	8/1992	Summer
5,374,109	A	10/1994	Wortman
5,490,717	A	2/1996	Greene
5,605,379	A	2/1997	Weiss
5,876,098	A	3/1999	Conway et al.
D496,803	S	10/2004	Bjurman
D499,259	S	12/2004	Bjurman

6,997,516	B2	2/2006	Ige et al.
7,628,455	B2	12/2009	Brodeur
8,590,974	B2	11/2013	Kalayjian
D767,928	S *	10/2016	Silvonen D6/366
D769,041	S	10/2016	Cleavland et al.

(Continued)

OTHER PUBLICATIONS

Screenshot of website at url www.gaiam.com/collections/gifts-for-mindfulness/products/rattan-meditation-chair, 2017.

(Continued)

Primary Examiner — Mimosa De

(74) *Attorney, Agent, or Firm* — Paul Frank + Collins P.C.

(57) **CLAIM**

The ornamental design for an adjustable floor chair, as shown and described.

DESCRIPTION

FIG. 1 is a perspective view from above illustrating the top and left side of a first exemplary embodiment of an adjustable floor chair;

FIG. 2 is an elevation view of the front of the adjustable floor chair of FIG. 1;

FIG. 3 is an elevation view of the back of the adjustable floor chair of FIG. 1;

FIG. 4 is an elevation view of the left side of the adjustable floor chair of FIG. 1;

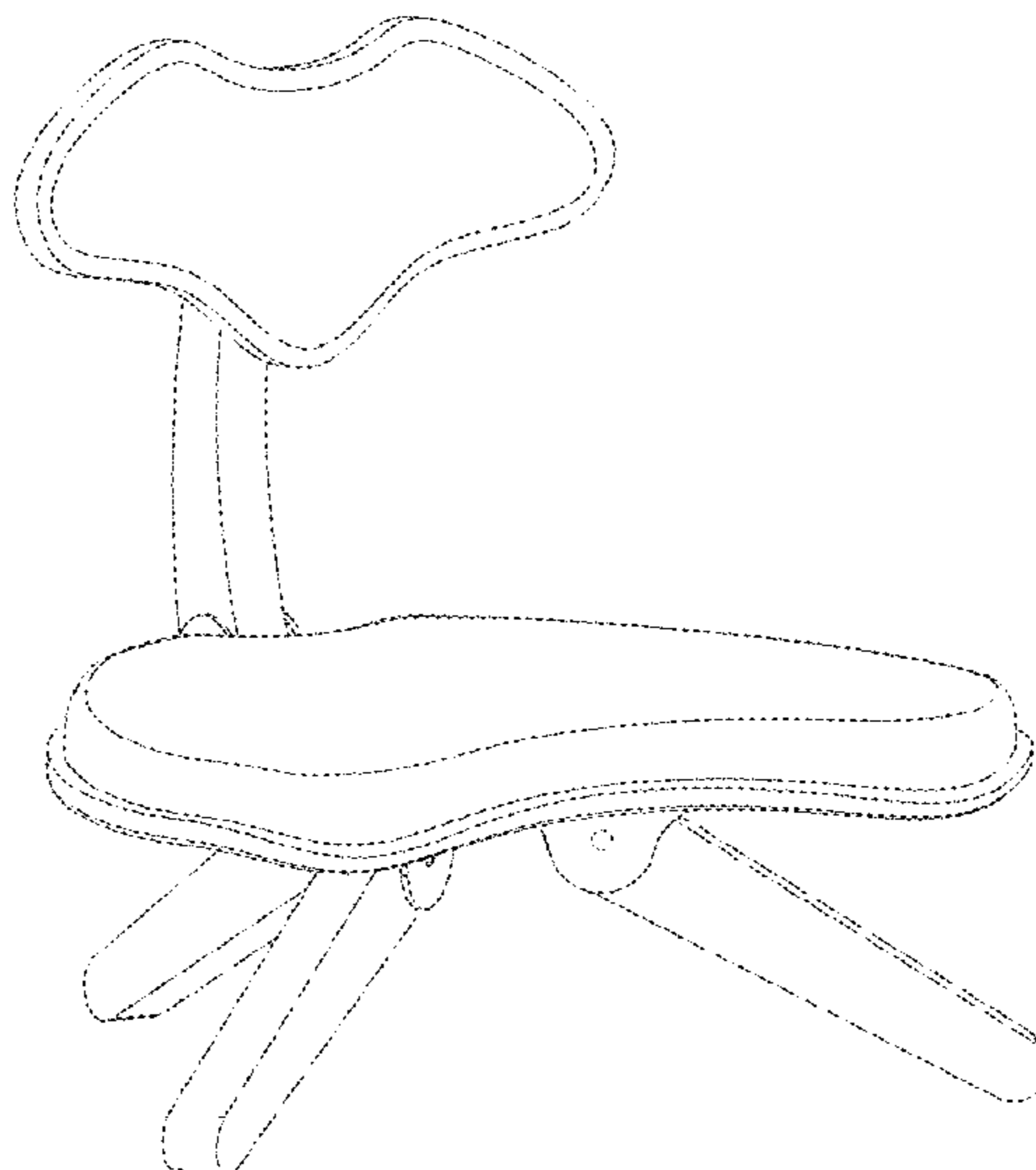
FIG. 5 is an elevation view of the right side of the adjustable floor chair of FIG. 1;

FIG. 6 is a plan view of the top of the adjustable floor chair of FIG. 1; and,

FIG. 7 is a plan view of the bottom of the adjustable floor chair of FIG. 1.

Where applicable, elements are shown in broken lines herein for illustrative purposes only, and form no part of the claimed design.

1 Claim, 7 Drawing Sheets



(56)

References Cited

U.S. PATENT DOCUMENTS

D770,789 S * 11/2016 Chen D6/366
9,545,155 B2 1/2017 James
9,668,584 B2 6/2017 Green
9,770,111 B2* 9/2017 Johnson A47C 7/40

OTHER PUBLICATIONS

Screenshot of website at www.alexiameditationseat.com, 2017.
Screenshot of website www.sukhasana.com/shop/small/?v=7516fd43adaa, 2017.

* cited by examiner



FIG. 1

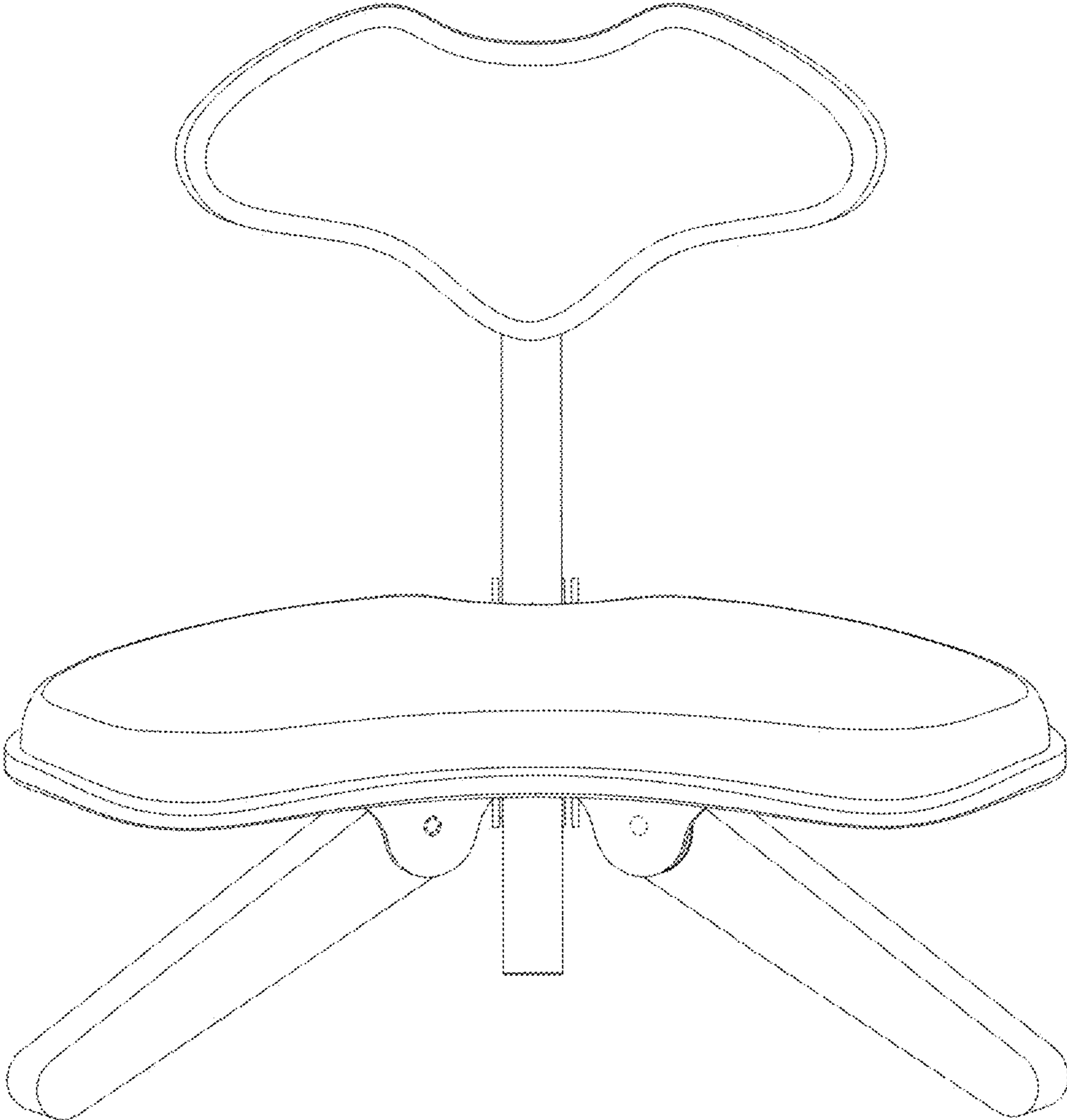


FIG. 2

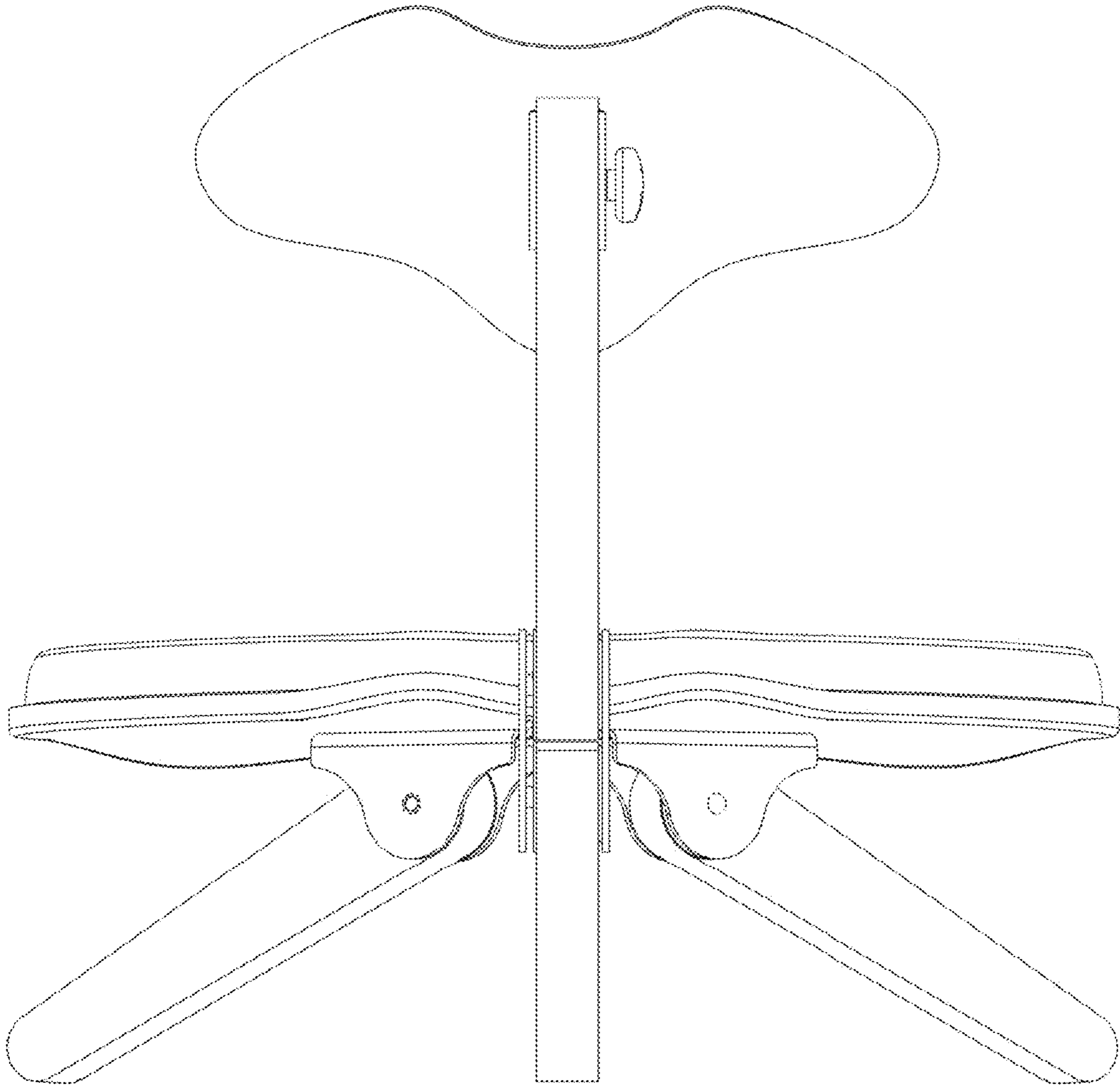


FIG. 3

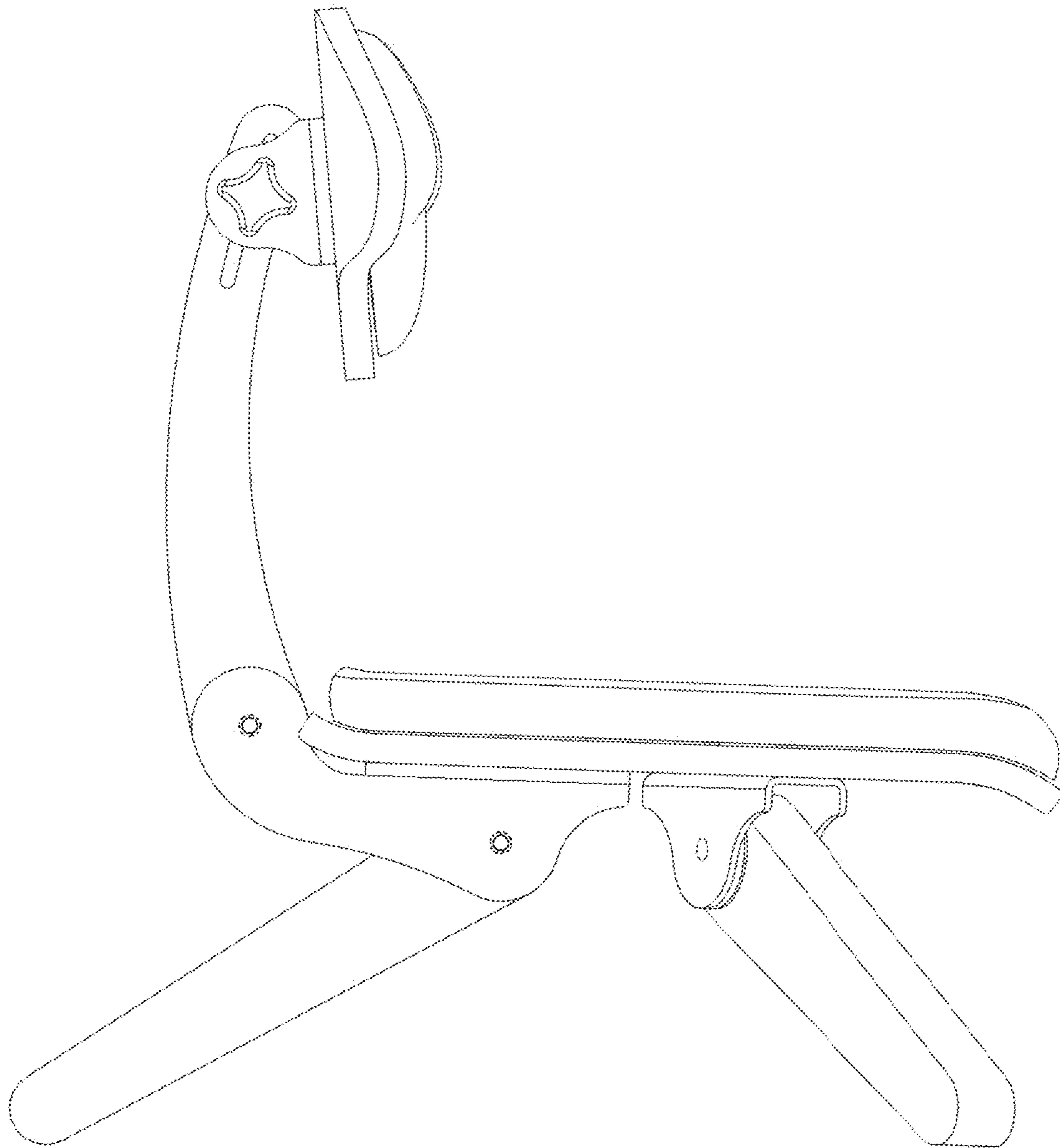


FIG. 4

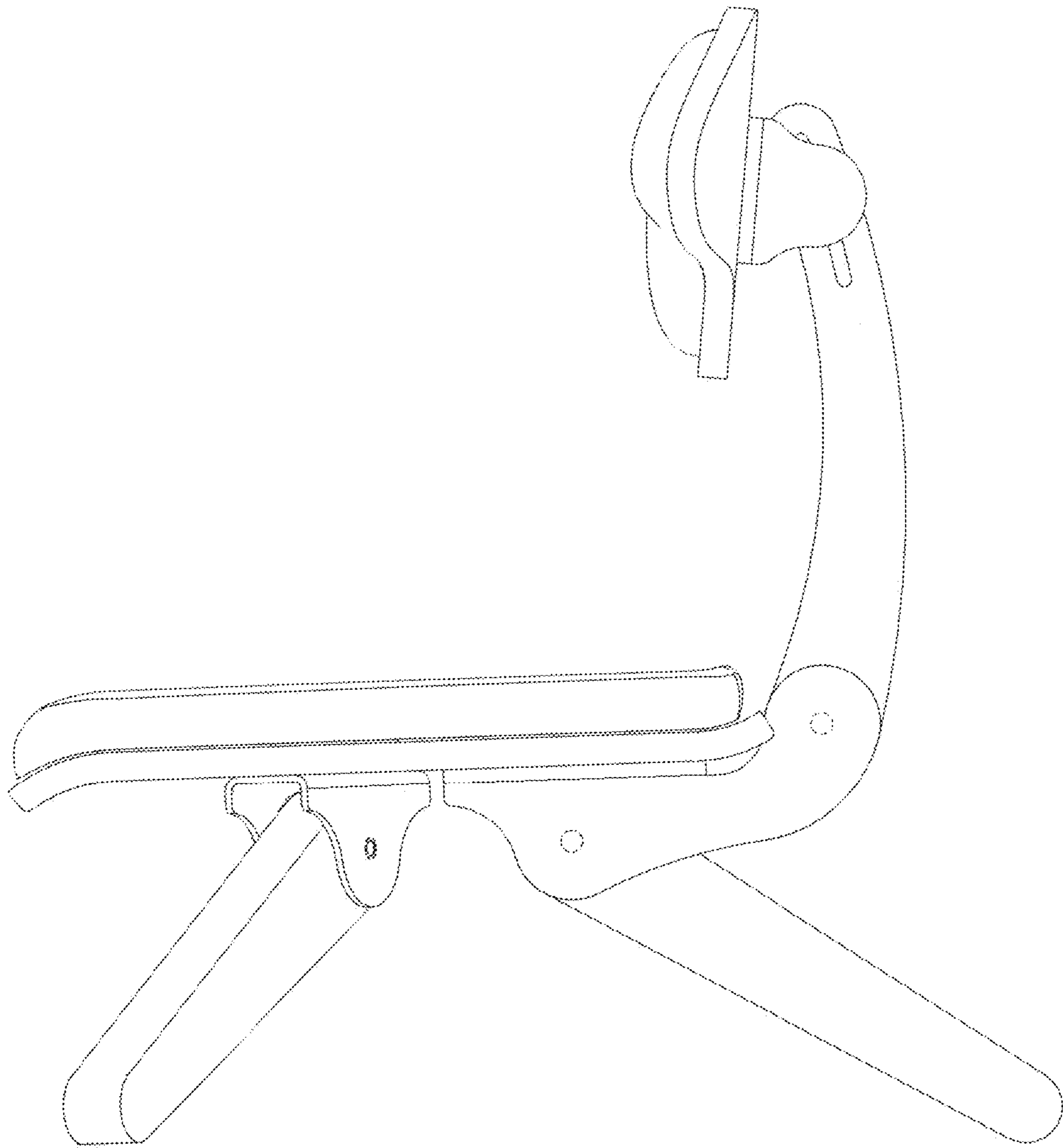


FIG. 5

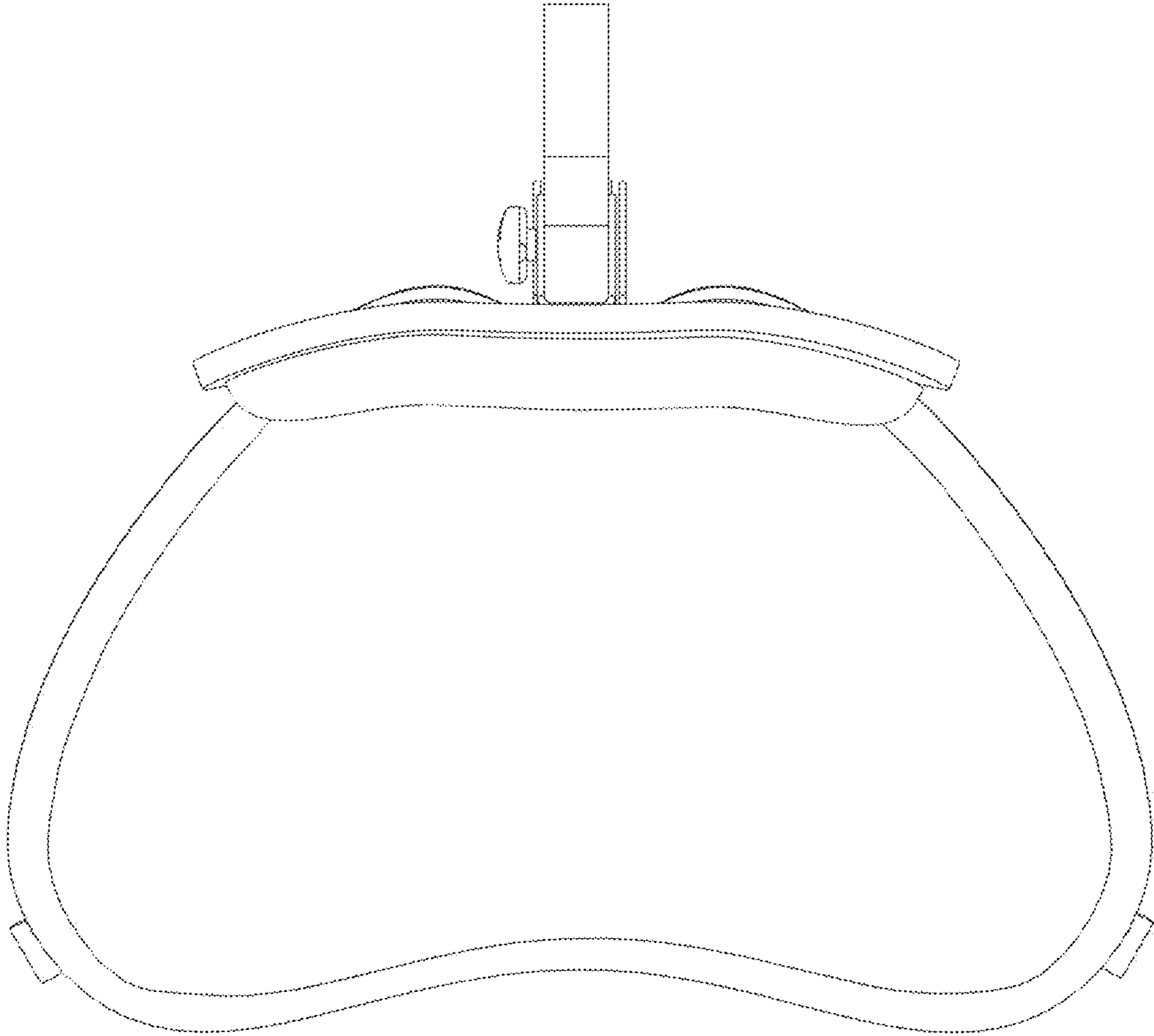


FIG. 6

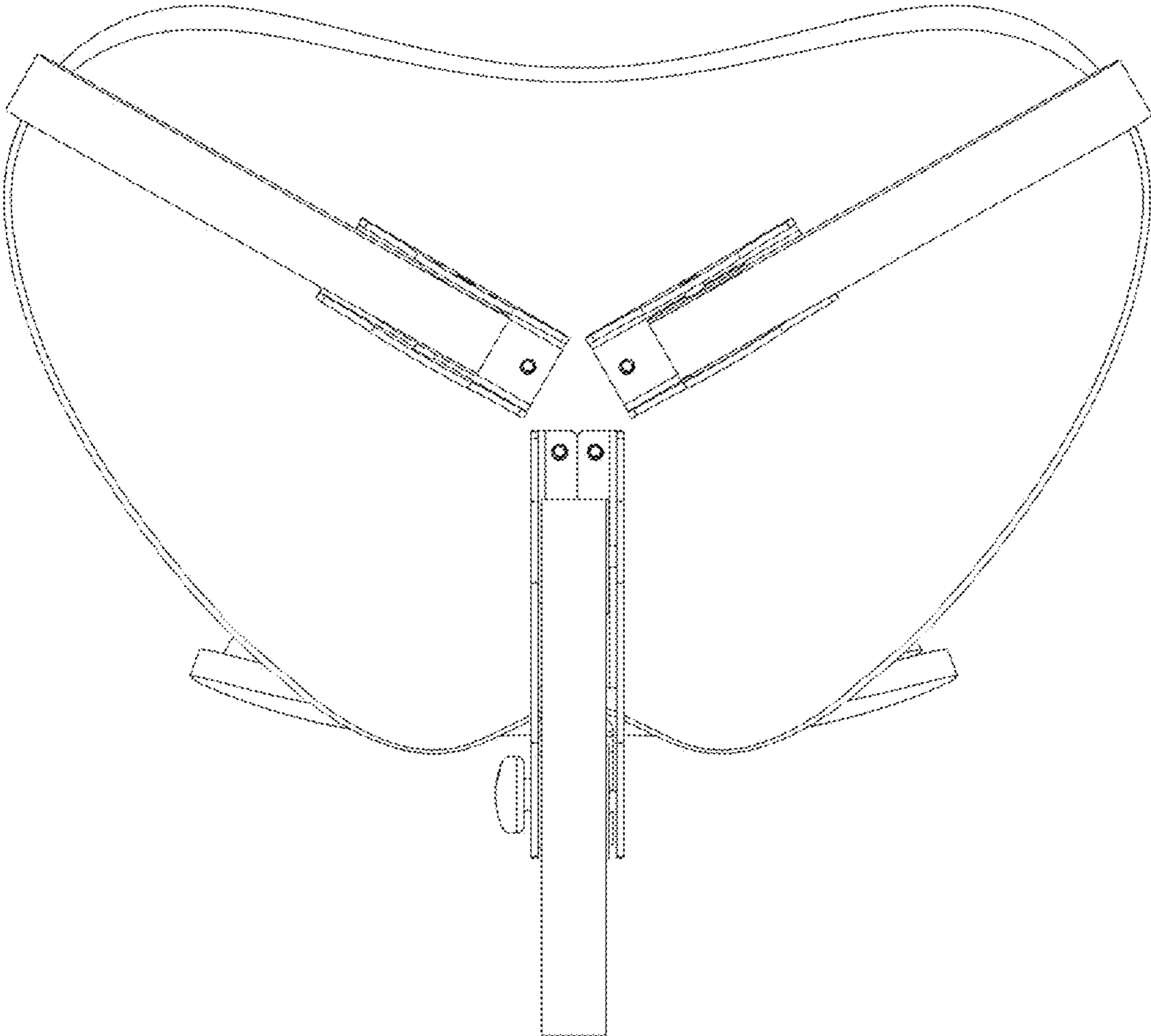


FIG. 7