



US00D882963S

(12) **United States Design Patent**
Harrington

(10) **Patent No.:** **US D882,963 S**
(45) **Date of Patent:** **** May 5, 2020**

(54) **CARTRIDGE BRUSH**
(71) Applicant: **Unger Marketing International, LLC**,
Bridgeport, CT (US)
(72) Inventor: **William Harrington**, Charlestown, RI
(US)
(73) Assignee: **UNGER MARKETING**
INTERNATIONAL, LLC, Bridgeport,
CT (US)

(**) Term: **15 Years**

(21) Appl. No.: **29/657,583**

(22) Filed: **Jul. 24, 2018**

(51) **LOC (12) Cl.** **04-01**

(52) **U.S. Cl.**
USPC **D4/137**

(58) **Field of Classification Search**
USPC D4/114, 115, 116, 117, 118, 119, 120,
D4/121, 122, 123, 124, 125, 126, 127,
D4/128, 129, 130, 131, 132, 133, 134,
D4/135, 136, 137, 138, 199; D32/40, 51,
D32/52; 16/DIG. 12, 19; D25/124;
D8/80, 107; D23/209
CPC A46B 2200/30; A46B 2200/3033; A46B
3/00; A46B 5/02; A46B 5/021; A46B
9/02; A46B 5/0025; A46B 2200/1006;
A47K 11/10; B25G 1/04
See application file for complete search history.

(56) **References Cited**

U.S. PATENT DOCUMENTS

1,694,636 A 12/1928 Barker
2,140,706 A 12/1938 Latshaw
D118,714 S 1/1940 Rude
2,372,954 A 4/1945 Jester
D167,432 S 8/1952 Turner
2,707,300 A 5/1955 Louis

3,058,139 A 10/1962 Dryden
3,332,103 A 7/1967 Case
D258,486 S 3/1981 Wallace et al.
4,328,604 A 5/1982 Adams
D274,565 S 7/1984 Smith et al.
4,520,526 A 6/1985 Peters
D281,991 S * 12/1985 Solheim 16/DIG. 12
D296,271 S 6/1988 Kobayashi
4,829,621 A 5/1989 Phenegar
(Continued)

FOREIGN PATENT DOCUMENTS

DE 1986144 5/1968
DE 1995617 10/1968

(Continued)

Primary Examiner — Karen E Eldridge Powers
(74) *Attorney, Agent, or Firm* — Cantor Colburn LLP

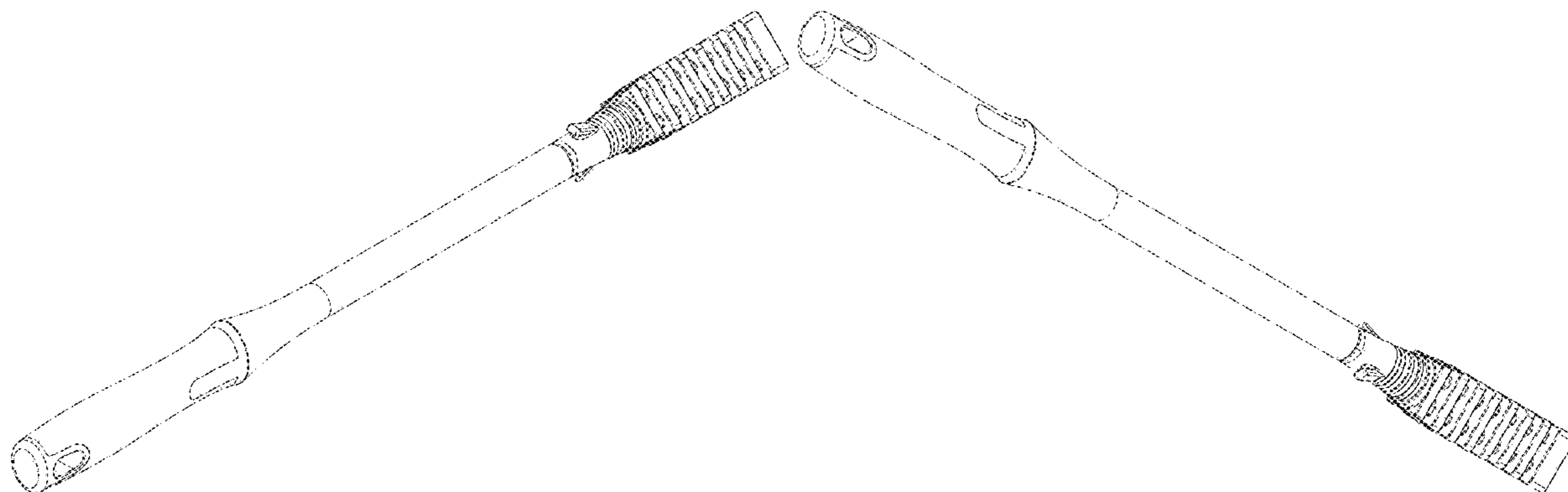
(57) **CLAIM**

The ornamental design for a cartridge brush, as shown and described.

DESCRIPTION

FIG. 1 is a first, bottom perspective view of a cartridge brush;
FIG. 2 is a second, bottom perspective view of the cartridge brush of FIG. 1;
FIG. 3 is a first, top perspective view of the cartridge brush of FIG. 1;
FIG. 4 is a second, top perspective view of the cartridge brush of FIG. 1;
FIG. 5 is an enlarged bottom view of the cartridge brush of FIG. 1;
FIG. 6 is an enlarged top view of the cartridge brush of FIG. 1;
FIG. 7 is a first side view of the cartridge brush of FIG. 1, the opposite side being identical thereto; and,
FIG. 8 is a second side view of the cartridge brush of FIG. 1, the opposite side being identical thereto.

1 Claim, 8 Drawing Sheets



(56)

References Cited

U.S. PATENT DOCUMENTS

5,158,532 A 10/1992 Peng
 5,315,732 A 5/1994 Huefner
 D363,340 S * 10/1995 Varga D23/209
 5,491,863 A 2/1996 Dunn
 5,598,596 A 2/1997 Jones
 D385,946 S * 11/1997 Harrison D23/209
 5,709,003 A 1/1998 Batch
 D404,114 S * 1/1999 Denkwicz, Jr. D23/209
 5,878,459 A 3/1999 McParland
 5,967,152 A 10/1999 Rimkus
 6,015,293 A 1/2000 Rimkus
 D423,790 S * 5/2000 Solberg D4/122
 6,132,126 A 10/2000 Sheffler
 6,134,738 A 10/2000 Weber et al.
 6,154,913 A 12/2000 Burton
 6,192,525 B1 2/2001 Tash
 6,237,182 B1 5/2001 Cassar
 D449,451 S * 10/2001 Petner D4/129
 D469,259 S * 1/2003 Vosbikian D28/63
 6,530,707 B1 3/2003 Byrne
 6,546,588 B1 4/2003 Black
 D479,024 S 8/2003 Libman
 6,948,209 B2 9/2005 Chan
 7,017,222 B2 3/2006 Dunn
 D518,949 S 4/2006 Wang
 D542,493 S 5/2007 Berti
 7,213,292 B1 5/2007 Tucker
 7,334,286 B2 2/2008 Kayser
 7,344,327 B2 3/2008 Gueret
 7,356,869 B2 4/2008 Knopow
 7,784,141 B2 8/2010 Knopow
 D649,287 S * 11/2011 Cho D28/30
 8,046,865 B2 11/2011 Knopow
 8,123,712 B2 2/2012 Julius
 8,136,196 B2 3/2012 Dingert
 D659,195 S * 5/2012 Boltz D20/43
 D663,530 S 7/2012 Duwa

D683,544 S 6/2013 Duwa
 8,763,193 B1 7/2014 Thompson et al.
 D726,196 S 4/2015 Van Os
 D730,060 S * 5/2015 Rennette D4/128
 9,066,583 B2 6/2015 Kayser
 9,167,882 B2 10/2015 Stefanson
 D745,299 S * 12/2015 Chang D25/124
 D757,443 S 5/2016 Waitesmith
 9,339,104 B2 5/2016 O'Neill
 9,341,364 B2 5/2016 Dennis
 D773,799 S 12/2016 Haythornthwaite
 D789,074 S 6/2017 Haythornthwaite
 D796,440 S 9/2017 Gzybowski
 D830,553 S * 10/2018 Wall D24/147
 D835,916 S 12/2018 Macca et al.
 D840,207 S * 2/2019 Sun D8/107
 D851,408 S * 6/2019 Harrington D4/136
 D852,510 S * 7/2019 Harrington D4/138
 2001/0047556 A1 12/2001 Weihrauch
 2004/0143923 A1 7/2004 Bensussan
 2004/0177863 A1 9/2004 McKay
 2005/0158116 A1 7/2005 Belansky et al.
 2006/0070198 A1 4/2006 DeRoma
 2008/0028555 A1 2/2008 Petner
 2010/0115722 A1 5/2010 Malloy
 2011/0225756 A1 9/2011 Chapman et al.
 2012/0183344 A1 7/2012 Habinger
 2014/0099154 A1 4/2014 O'Neill
 2014/0137352 A1 5/2014 Golla
 2016/0029859 A1 2/2016 Harrington
 2017/0119125 A1 5/2017 Davis
 2018/0206693 A1 * 7/2018 Harrington A47L 13/16
 2018/0221924 A1 * 8/2018 Harrington B08B 9/0436

FOREIGN PATENT DOCUMENTS

DE 4435888 4/1996
 DE 202013005066 8/2013
 WO 2013063568 5/2013

* cited by examiner

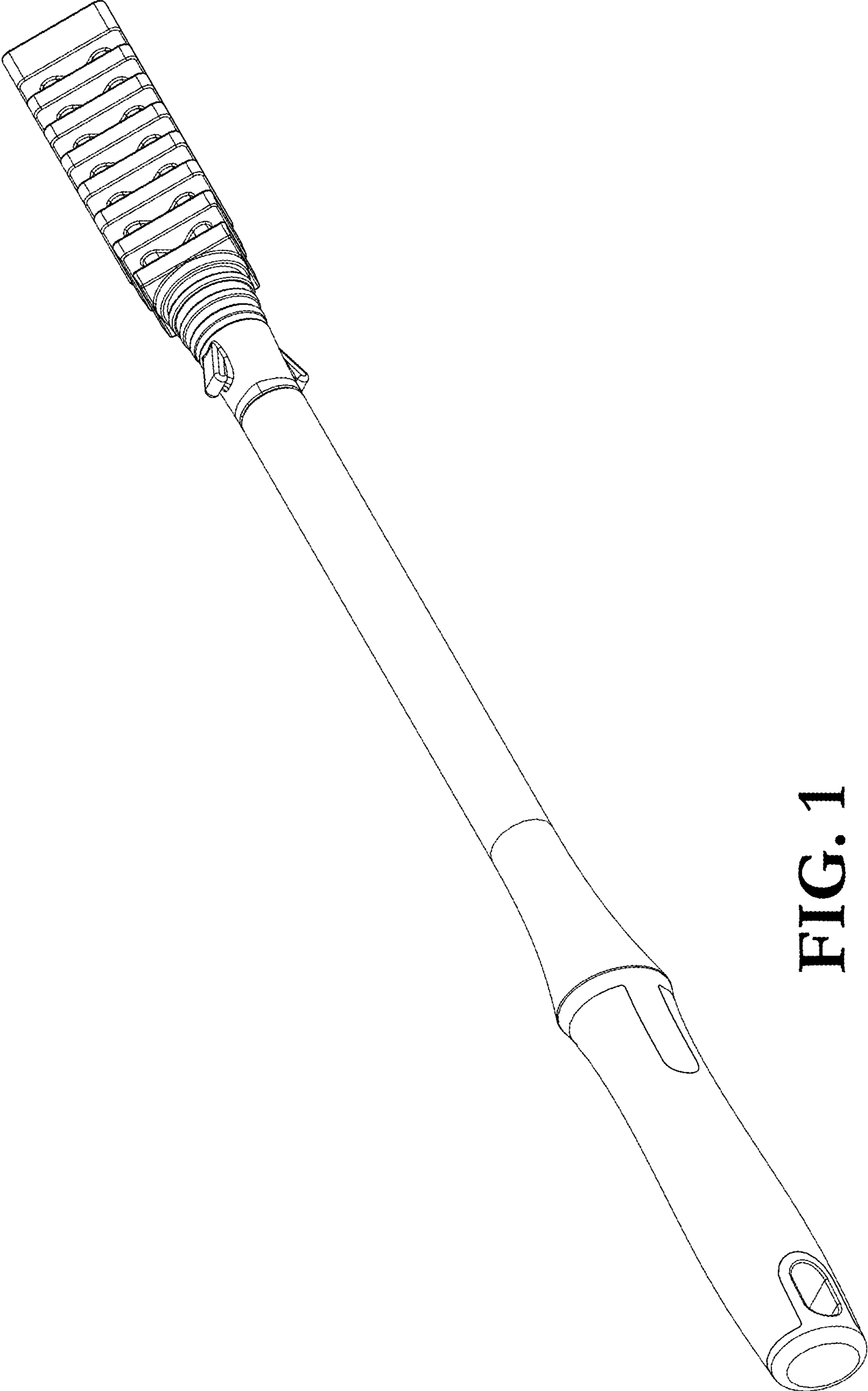


FIG. 1

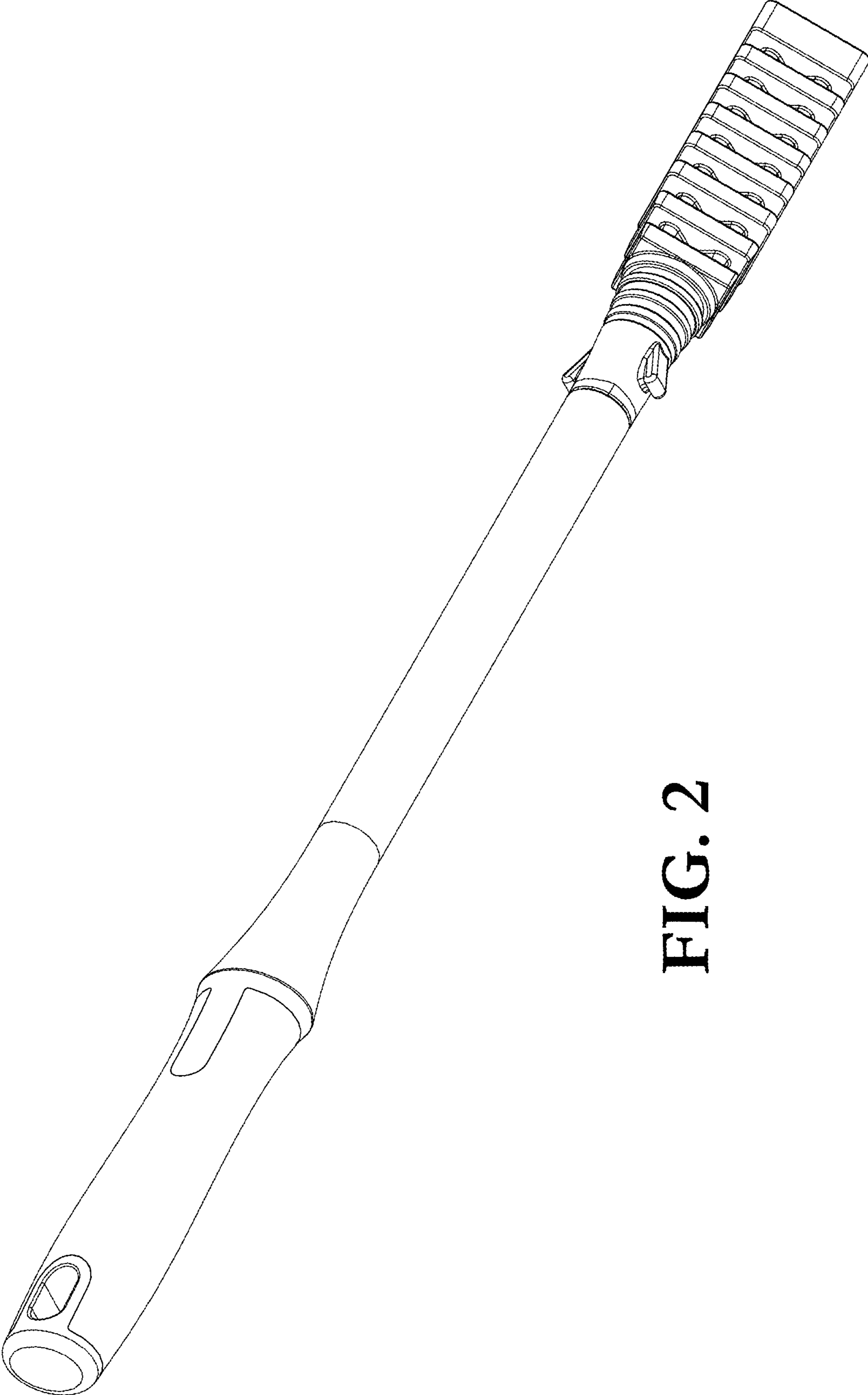


FIG. 2

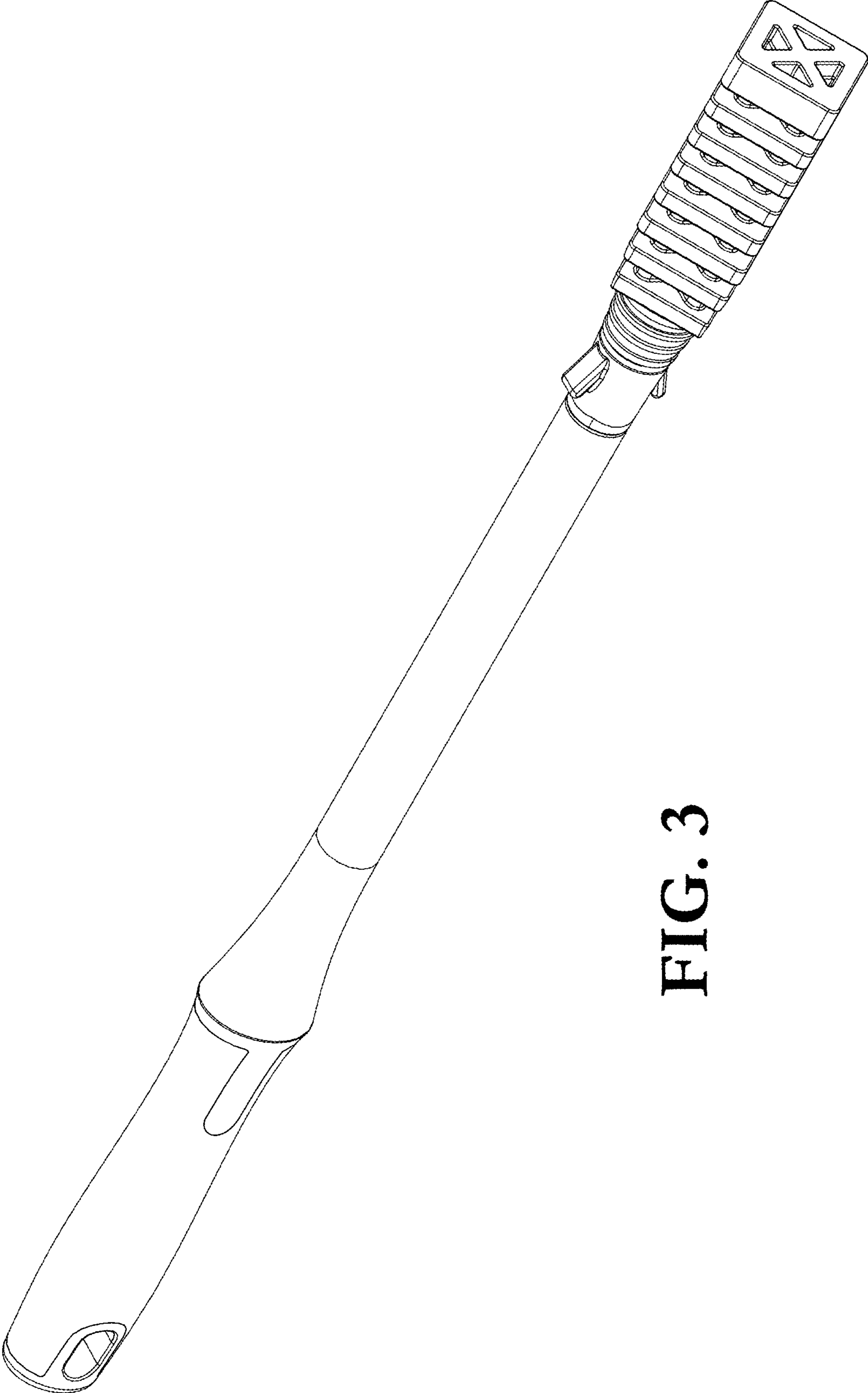


FIG. 3

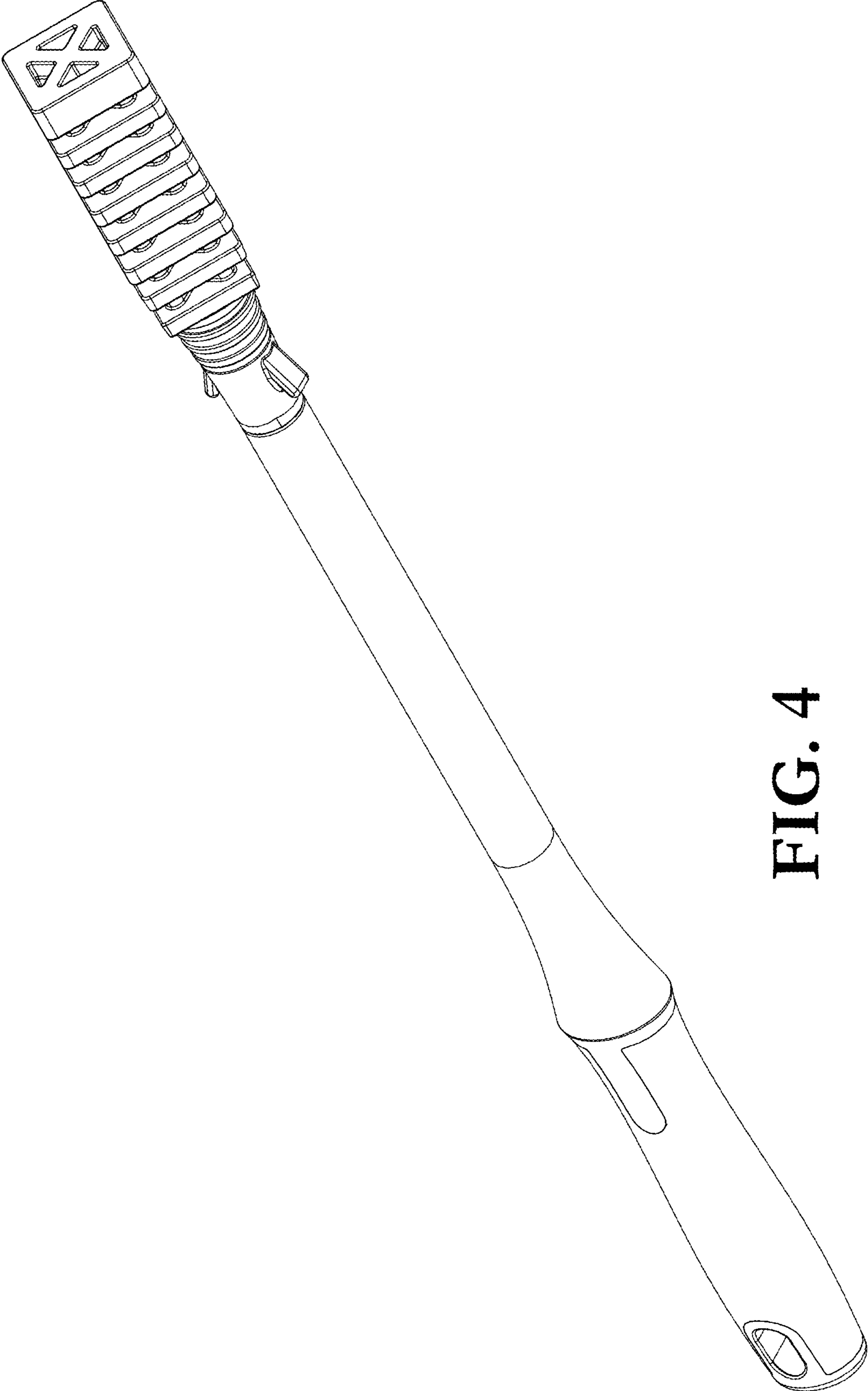


FIG. 4

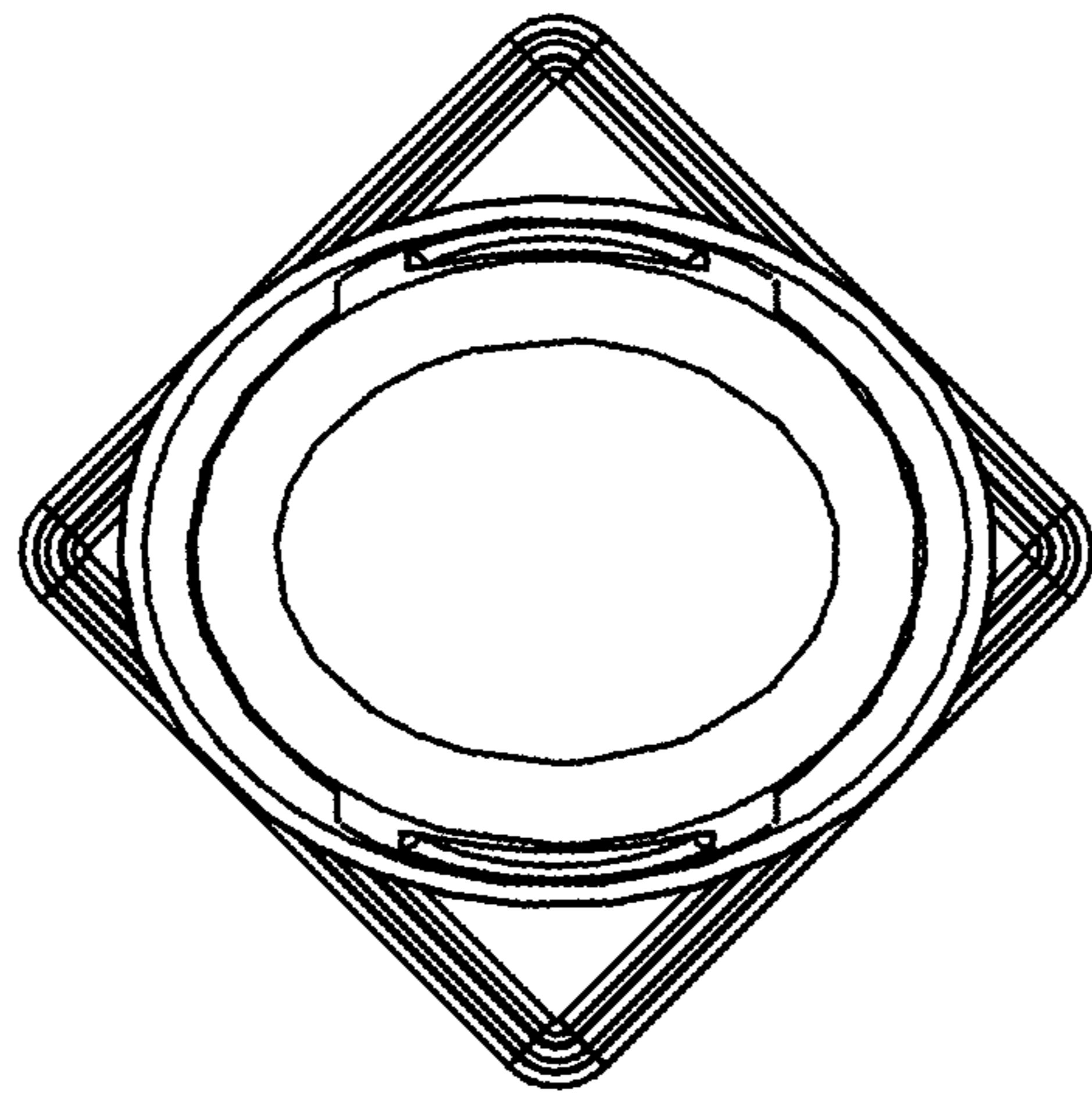


FIG. 5

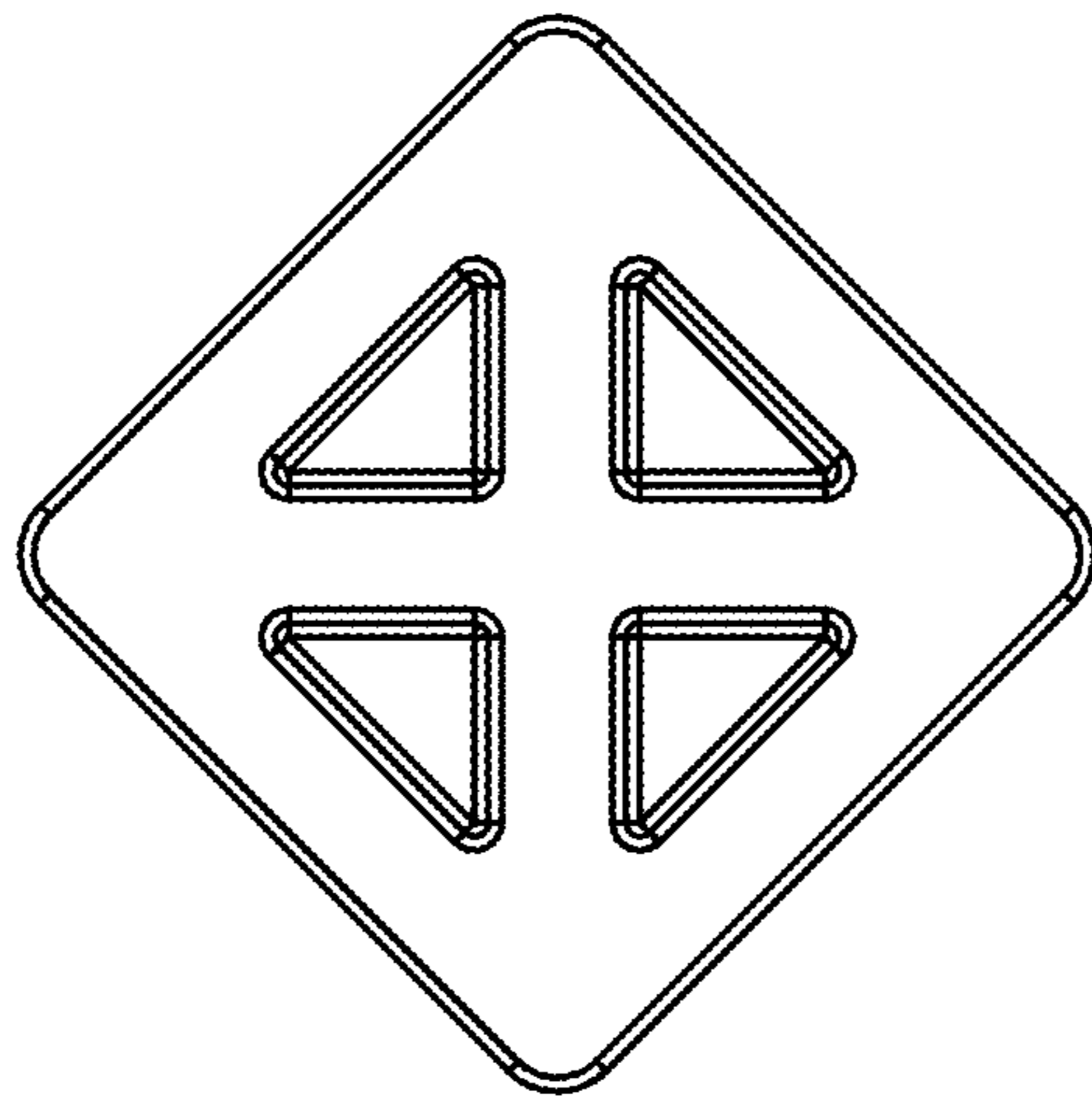


FIG. 6

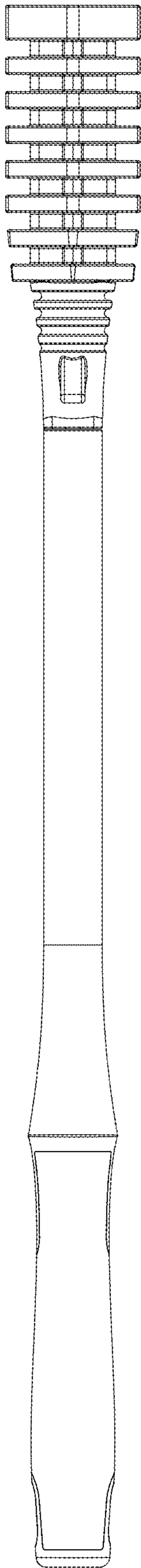


FIG. 7

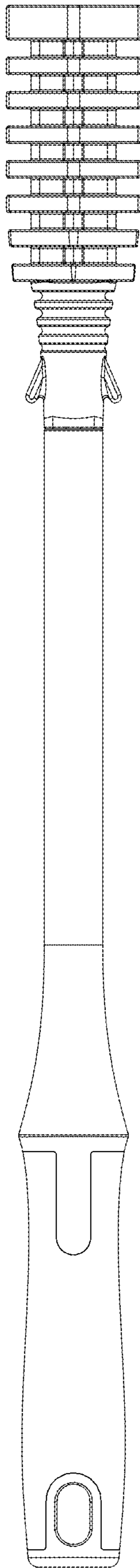


FIG. 8