



US00D882951S

(12) **United States Design Patent** (10) **Patent No.:** **US D882,951 S**
Austin et al. (45) **Date of Patent:** **** May 5, 2020**

- (54) **TOOL BIT CONTAINER**
- (71) Applicant: **BLACK & DECKER INC.**, New Britain, CT (US)
- (72) Inventors: **Lauren Austin**, Owings Mills, MD (US); **Marco Lourenco**, Baltimore, MD (US)
- (73) Assignee: **BLACK & DECKER INC.**, New Britain, CT (US)
- (**) Term: **15 Years**
- (21) Appl. No.: **29/628,268**
- (22) Filed: **Dec. 4, 2017**
- (51) **LOC (12) Cl.** **03-01**
- (52) **U.S. Cl.**
USPC **D3/294; D3/905**
- (58) **Field of Classification Search**
USPC D3/272, 273, 274, 275, 276, 281, 284, D3/292, 294, 306, 905; D9/414, 418, D9/420-423, 432
CPC .. A45C 5/00; A45C 5/04; A45C 11/00; A45C 11/16
See application file for complete search history.

- 5,934,466 A 8/1999 Loeffler
6,082,539 A 7/2000 Lee
6,271,320 B1 8/2001 Keller et al.
6,349,827 B1 2/2002 Feder
6,543,613 B2 4/2003 Belanger
D477,714 S * 7/2003 Cunningham D3/273
D481,868 S * 11/2003 Cunningham D3/273
6,868,967 B2 3/2005 Lam
D516,808 S * 3/2006 Brunson D3/273
D527,523 S * 9/2006 Cornwell D3/294
D528,793 S 9/2006 Cornwell et al.
D530,092 S * 10/2006 Roesler D3/294
7,219,969 B2 5/2007 Bezzubov
7,237,673 B2 7/2007 Wikle et al.
D552,352 S * 10/2007 Lin D3/294
7,322,470 B2 1/2008 Brunson
D563,102 S 3/2008 Cornwell et al.

(Continued)

FOREIGN PATENT DOCUMENTS

- DE 3517308 A1 9/1985
DE 202014105326 U1 12/2014
EP 1736416 A2 12/2006

Primary Examiner — Holly E Thurman
(74) *Attorney, Agent, or Firm* — Scott B. Markow

(57) **CLAIM**

The ornamental design for a tool bit container, as shown and described.

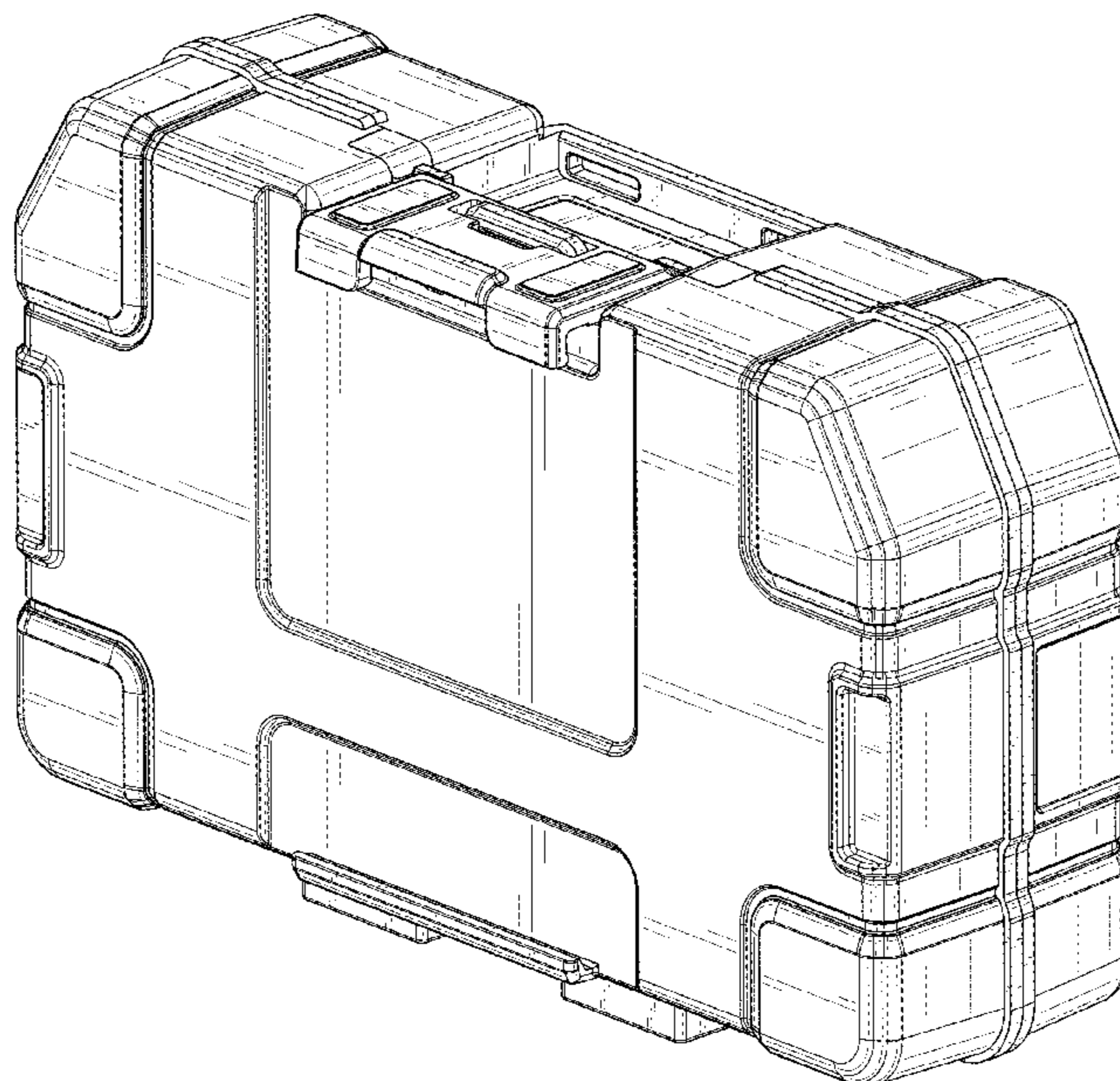
DESCRIPTION

FIG. 1 is a perspective view of a first embodiment of a tool bit container.
FIG. 2 is a front view of the tool bit container of FIG. 1.
FIG. 3 is a rear view of the tool bit container of FIG. 1.
FIG. 4 is a left view of the tool bit container of FIG. 1.
FIG. 5 is a right view of the tool bit container of FIG. 1.
FIG. 6 is a top view of the tool bit container of FIG. 1; and,
FIG. 7 is a bottom view of the tool bit container of FIG. 1.

1 Claim, 6 Drawing Sheets

(56) **References Cited**
U.S. PATENT DOCUMENTS

- 263,561 A 8/1882 Mower
4,619,363 A * 10/1986 Wolfseder B65D 21/0224
206/372
4,643,494 A 2/1987 Marleau
4,863,222 A 9/1989 Posso
5,570,784 A 11/1996 Sidabras et al.
5,617,953 A 4/1997 Cope
5,803,254 A 9/1998 Vasudeva
5,887,715 A 3/1999 Vasudeva
5,890,613 A 4/1999 Williams



(56)

References Cited

U.S. PATENT DOCUMENTS

D563,670 S 3/2008 Cornwell et al.
 D563,671 S 3/2008 Cornwell et al.
 D563,672 S * 3/2008 Cornwell D3/294
 D569,616 S * 5/2008 Lin D3/273
 D569,617 S * 5/2008 Lin D3/282
 D572,479 S * 7/2008 Buck D3/282
 D578,759 S * 10/2008 Grenier D3/294
 D599,112 S * 9/2009 Wenchel D3/294
 D600,015 S * 9/2009 Wenchel D3/294
 7,690,856 B2 4/2010 Mortensen
 D645,663 S 9/2011 Henley et al.
 D648,531 S 11/2011 Finnigan et al.
 8,322,354 B2 12/2012 Parker
 8,459,495 B2 6/2013 Koenig et al.
 8,505,729 B2 * 8/2013 Sosnovsky B25H 3/021
 206/503
 8,561,679 B2 10/2013 Andochick
 8,590,704 B2 11/2013 Koenig et al.
 8,602,217 B2 * 12/2013 Sosnovsky B25H 3/021
 206/503
 8,714,355 B2 5/2014 Huang
 8,875,888 B2 11/2014 Koenig et al.

8,979,100 B2 3/2015 Bensman et al.
 D733,429 S * 7/2015 Grenier D3/294
 D738,106 S * 9/2015 Shitrit D3/276
 9,469,024 B2 10/2016 Bensman et al.
 D773,184 S * 12/2016 Ko D3/274
 D781,584 S 3/2017 Kinsky
 9,725,209 B1 * 8/2017 Ben-Gigi B25H 3/02
 D805,775 S * 12/2017 Tsai D3/298
 RE47,022 E * 9/2018 Sosnovsky B25H 3/02
 D858,103 S * 9/2019 Seibert D3/294
 D872,479 S * 1/2020 Seibert D3/294
 D873,019 S * 1/2020 Seibert D3/294
 D874,143 S * 2/2020 Seibert D3/294
 D874,823 S * 2/2020 Christen D3/294
 2002/0179473 A1 12/2002 Chao
 2003/0094392 A1 * 5/2003 Meier B25H 3/021
 206/503
 2004/0188322 A1 9/2004 Chen
 2011/0155613 A1 * 6/2011 Koenig B65D 21/0223
 206/503
 2012/0152944 A1 6/2012 Vilkomirski et al.
 2015/0353231 A1 10/2015 Brunner
 2016/0075010 A1 3/2016 Gonzalez et al.
 2016/0194115 A1 7/2016 Stuart et al.

* cited by examiner

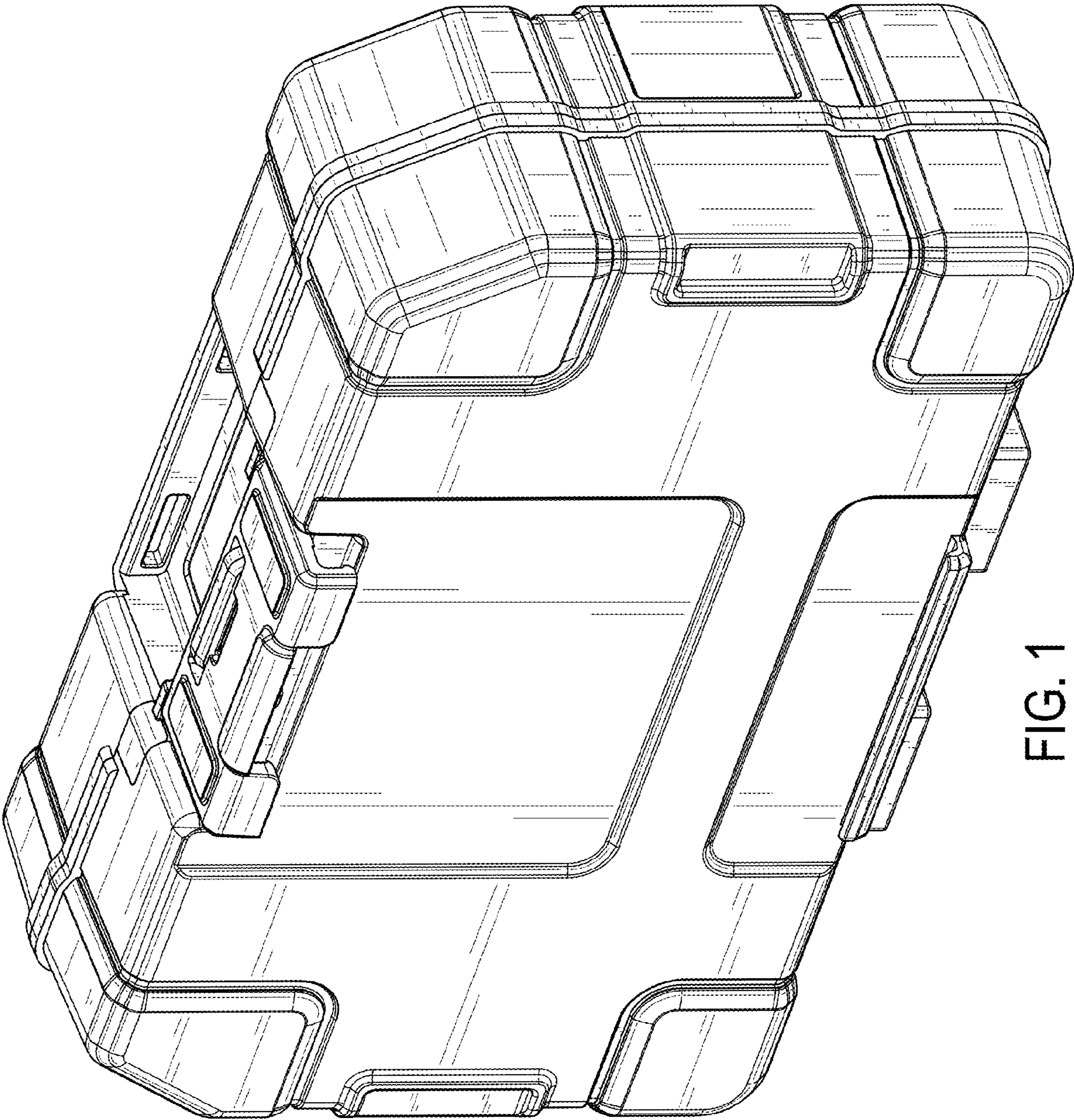


FIG. 1

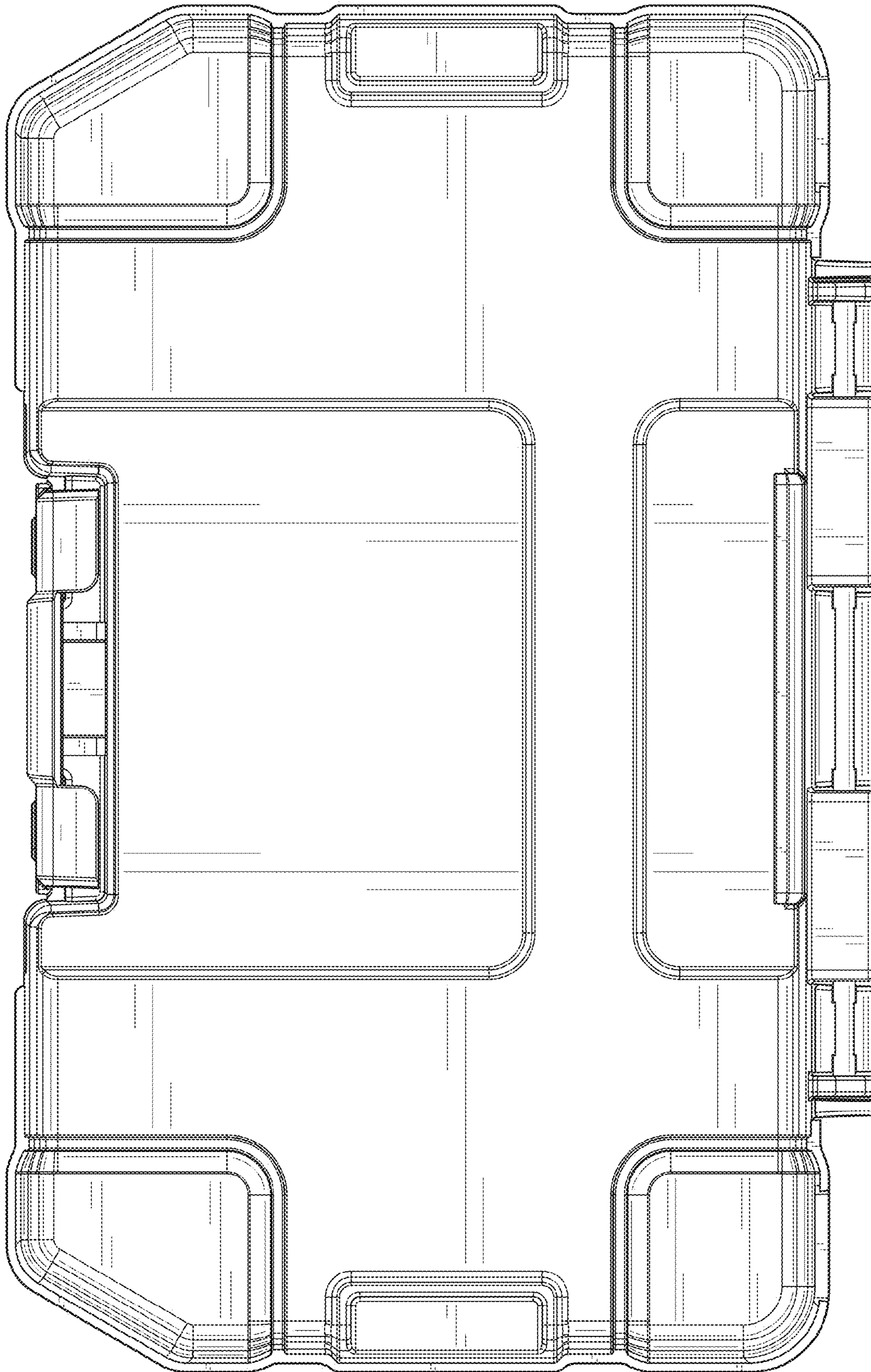


FIG. 2

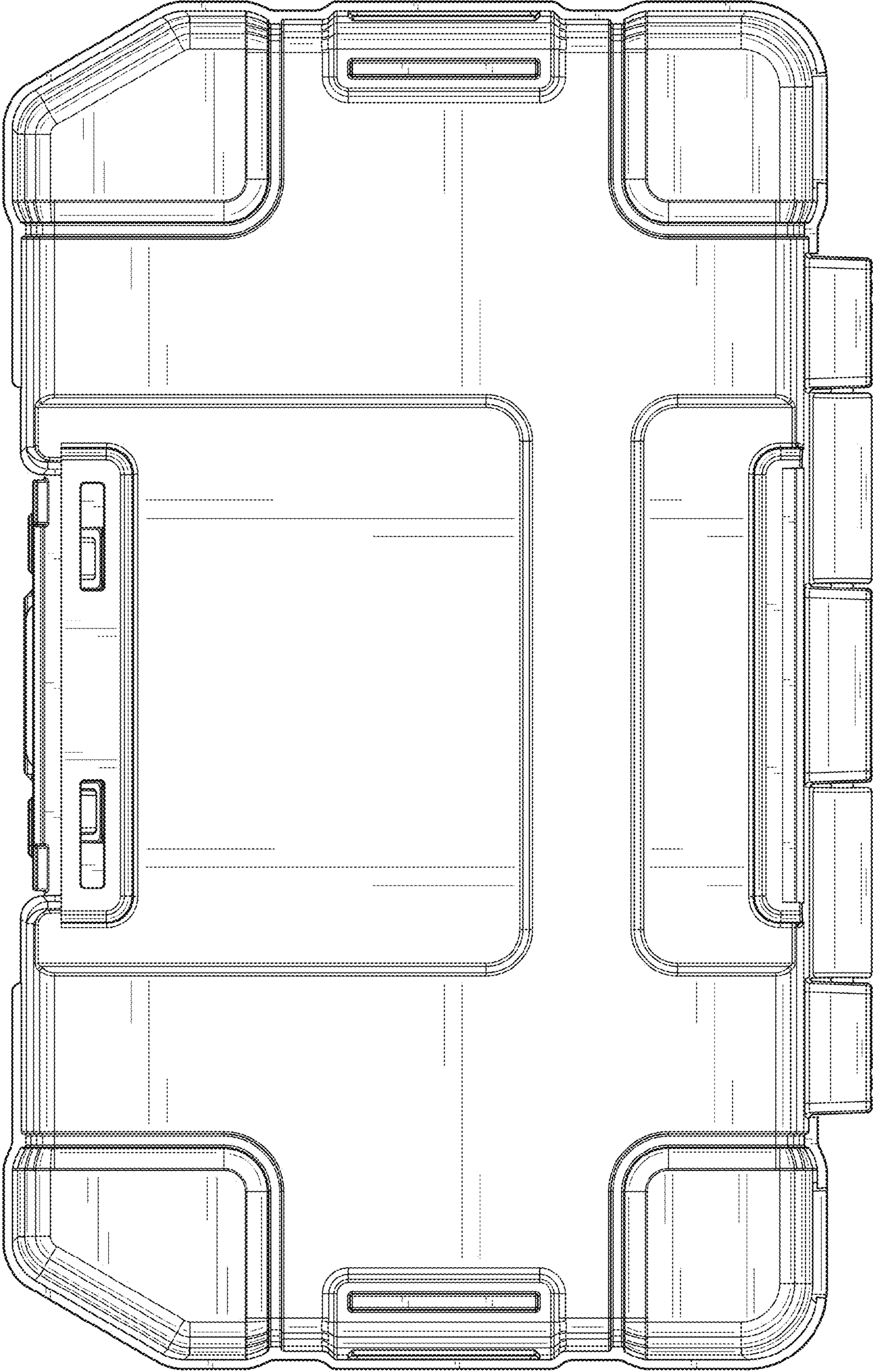


FIG. 3

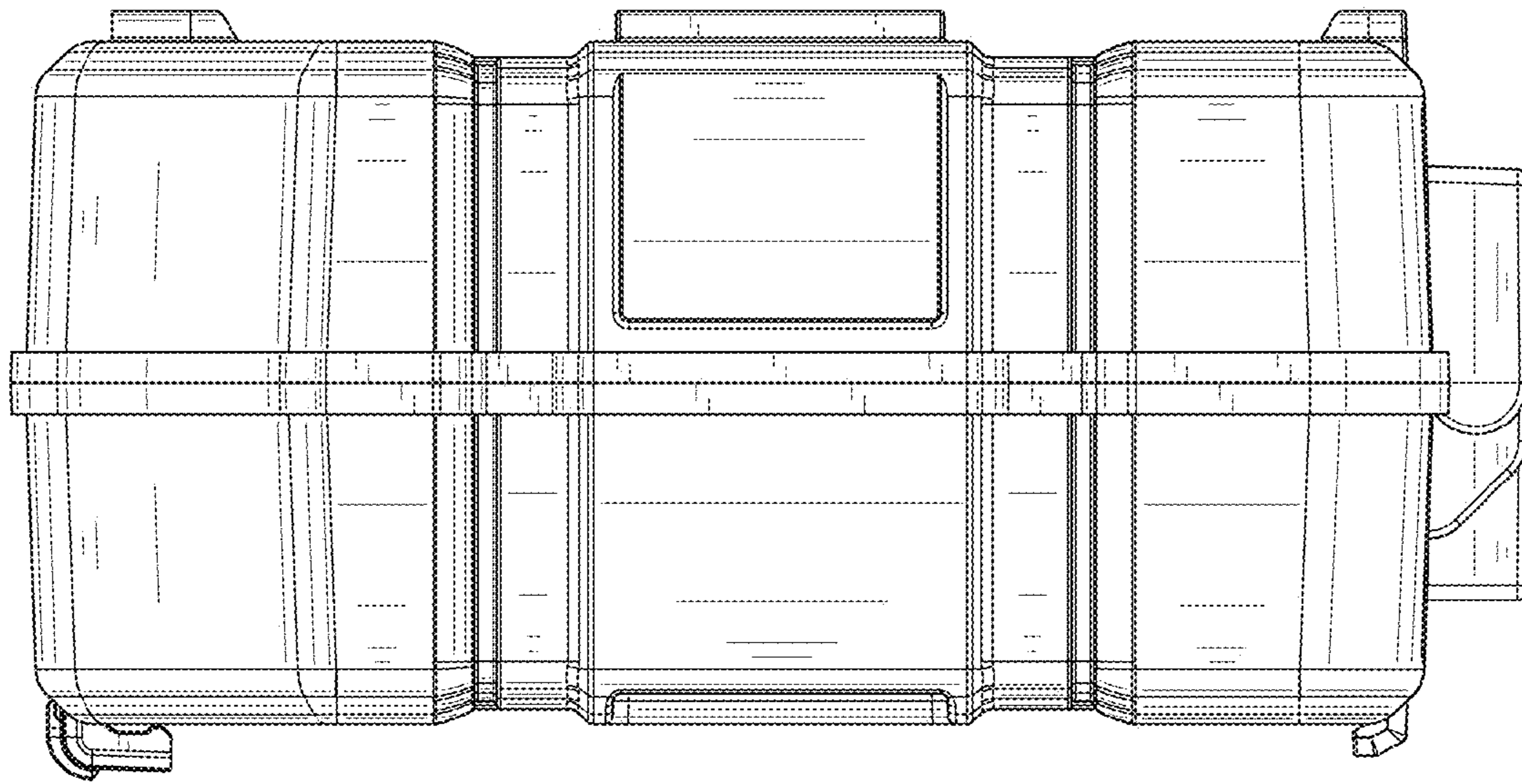


FIG. 5

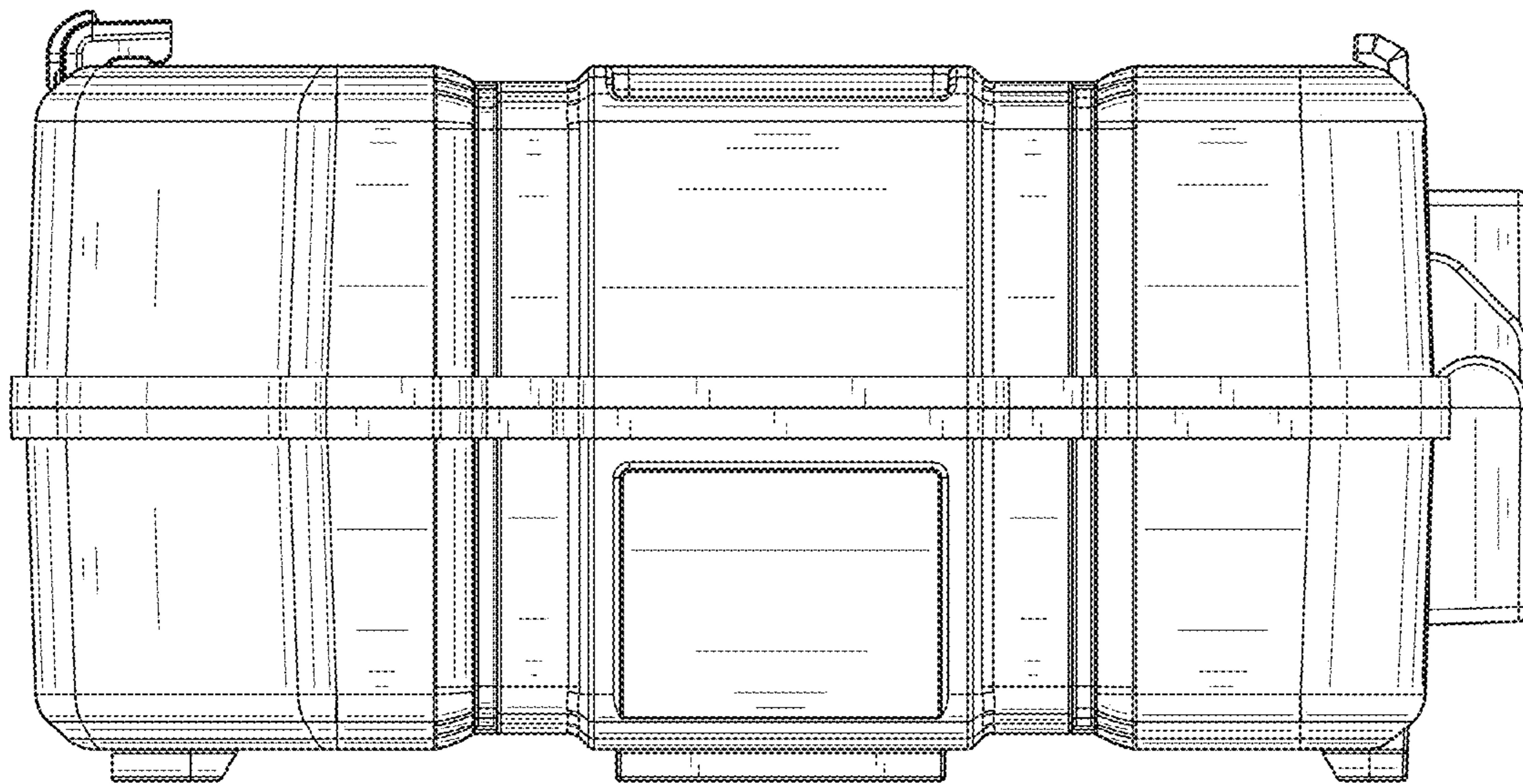


FIG. 4

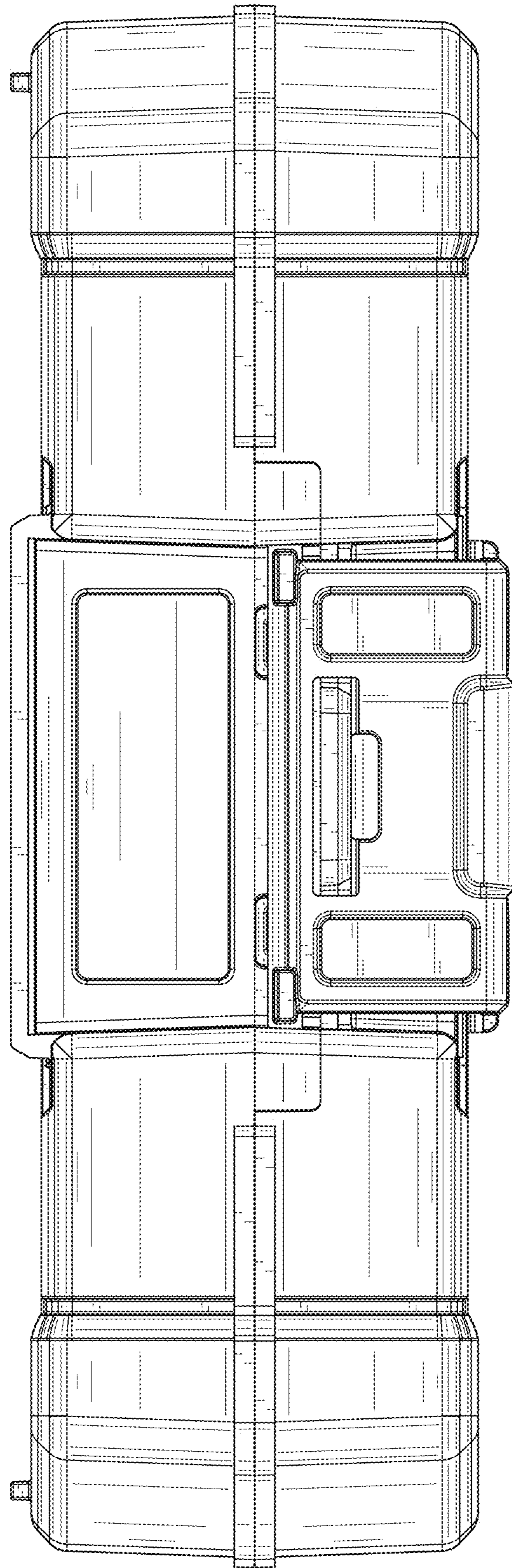


FIG. 6

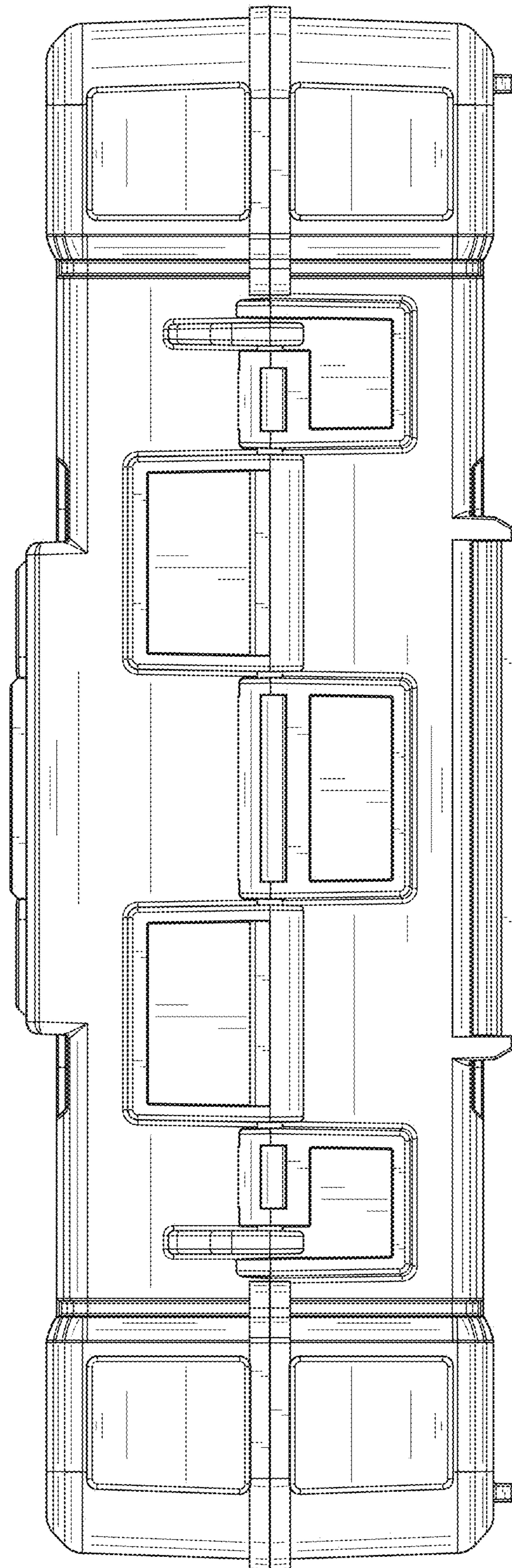


FIG. 7